

Consolidated Gubernatorial Primary Election - March 5, 2002 - Stanislaus County Official Results
 Superior Court Judge #2 - St.Supt.Schools - Co.Supt.Schools

Page Number 228.037.001

	REGISTERED VOTERS	TURNOUT	TURNOUT PERCENTAGE	Steve Casey Superior Court Judge #2	Alan Cassidy Superior Court Judge #2	Linda McFadden Superior Court Judge #2	Frank Alvarez Superior Court Judge #2	Thomas Bonte Superior Court Judge #2	Don Sutton Superior Court Judge #2	Ernest Spokes Superior Court Judge #2	Jack O'Connell St.Supt.of Public Inst	Joe Taylor St.Supt.of Public Inst	Lynne C Leach St.Supt.of Public Inst	Katherine H Smith St.Supt.of Public Inst	Martin G Petersen Co.Supt.of Schools *
AIRPORT 2	679	70	10.3%	6	10	8	27	2	8	3	20	8	13	24	55
CASWELL 1	1056	100	9.4%	9	8	9	34	11	2	8	20	17	16	28	69
CASWELL 3	465	54	11.6%	4	4	7	23	0	6	2	20	3	3	17	41
CASWELL 5, 6	1105	121	10.9%	19	8	19	54	6	6	2	35	14	24	35	92
CASWELL 7	888	126	14.1%	14	14	17	36	6	10	16	50	13	22	32	94
CERES 1	923	215	23.2%	20	27	48	43	8	22	27	73	11	40	66	169
CERES 2	1031	202	19.5%	29	25	34	21	10	26	15	47	12	32	59	127
CERES 3	888	165	18.5%	16	17	22	19	10	30	20	46	5	30	54	116
CERES 4	780	167	21.4%	22	28	30	26	9	24	8	59	8	24	43	119
CERES 5	1074	247	22.9%	35	32	47	74	8	23	15	80	15	50	80	195
CERES 6	1024	186	18.1%	19	30	43	29	3	22	17	64	7	32	57	134
CERES 7	937	137	14.6%	21	14	26	25	2	21	10	52	4	23	41	103
CERES 8	648	108	16.6%	12	11	33	16	2	5	8	26	4	24	31	72
CERES 9	851	193	22.6%	24	27	31	39	5	28	14	71	12	34	40	141
CERES 10	913	195	21.3%	16	26	52	23	19	32	12	60	9	40	62	144
CERES 12	1035	268	25.8%	38	25	53	42	6	47	24	94	14	55	63	180
CERES 13	491	87	17.7%	15	13	14	15	3	15	7	26	2	17	32	73
CERES 14	993	149	15.0%	23	14	16	32	4	13	22	60	14	29	30	107
CERES 17	453	75	16.5%	8	12	11	16	4	12	4	23	9	18	20	62
CERES 18, 19	1079	172	15.9%	24	30	22	39	6	13	14	72	8	22	46	129
CERES 20	782	127	16.2%	12	19	33	19	1	20	12	42	6	25	33	91
CERES 21	615	63	10.2%	5	4	7	25	3	8	6	26	4	6	23	51
CERES 22	750	168	22.4%	22	18	26	25	12	24	17	58	8	33	38	115
CHATOM 1, 4	1220	176	14.4%	30	38	31	20	6	13	23	48	15	58	36	129
CLAUS 2B	745	154	20.6%	33	37	17	9	2	11	26	53	13	39	33	115
CLUB 1, WHITMORE 12	1050	168	16.0%	24	25	27	34	6	10	20	60	7	27	52	118
CLUB 2	407	133	32.6%	12	19	26	15	11	20	11	45	6	17	38	92
CLUB 3	683	87	12.7%	8	7	12	37	7	6	5	31	9	5	36	67
CLUB 4	931	117	12.5%	5	5	14	55	8	8	7	41	9	17	38	87
CLUB 5	481	102	21.2%	10	20	12	7	4	10	21	32	3	25	18	61
COFFEE 7	536	115	21.4%	13	21	14	22	6	22	8	38	3	32	22	89
DEL PUERTO 1, 2	1025	222	21.6%	37	48	29	21	11	23	29	72	15	55	51	169
DEL PUERTO 3	674	153	22.7%	18	17	20	46	10	14	10	55	6	24	46	109
DENAIR 1	1061	247	23.2%	32	49	50	15	5	28	34	84	11	58	58	184
DENAIR 2	557	139	24.9%	15	22	36	13	2	19	17	44	7	37	36	109
DENAIR 12	703	146	20.7%	20	29	32	13	2	26	14	54	3	30	42	113
EMPIRE 3	649	130	20.0%	18	19	20	35	1	23	5	50	11	18	44	103
EMPIRE 4	907	138	15.2%	20	12	26	42	4	8	10	44	13	23	37	98
EMPIRE 5	797	175	21.9%	19	48	25	7	6	28	24	70	2	37	43	129
HART RANSOM 1	579	166	28.6%	15	35	23	8	8	36	19	55	8	46	26	116
HICKMAN 1	637	152	23.8%	20	26	25	9	5	22	25	45	7	44	31	120
HUGHSON 1, 3	1020	204	20.0%	38	30	32	30	9	20	16	72	9	36	63	154
HUGHSON 2	961	217	22.5%	21	46	52	28	3	32	13	87	6	43	52	170
LANGWORTH 1A	820	226	27.5%	48	50	33	17	8	21	21	98	5	51	39	177
LANGWORTH 2B	753	156	20.7%	33	33	27	14	9	9	18	59	4	40	34	108
LANGWORTH 4A	542	128	23.6%	19	37	25	8	5	8	15	58	3	24	24	101
MC HENRY 1	441	67	15.1%	14	17	5	7	3	7	9	25	0	23	8	53
MC HENRY 3, 7	1058	216	20.4%	15	64	26	21	12	32	29	83	5	56	27	155
MODESTO 1	748	179	23.9%	48	22	32	27	6	24	11	62	13	32	49	135
MODESTO 2	888	200	22.5%	13	34	35	28	6	44	24	65	12	48	37	154
MODESTO 3	981	153	15.5%	19	11	27	43	8	24	12	63	10	28	44	117
MODESTO 4	759	76	10.0%	7	7	14	35	0	5	4	22	8	10	27	58
MODESTO 5	706	132	18.6%	15	15	17	47	3	9	13	46	6	20	38	91
MODESTO 6	681	64	9.3%	5	7	16	14	3	6	10	14	5	14	26	51
MODESTO 7	513	87	16.9%	10	17	16	15	3	13	8	27	2	23	21	66
MODESTO 8	741	113	15.2%	16	7	28	26	6	7	9	36	5	24	34	78
MODESTO 9, 12	1282	185	14.4%	10	38	36	32	10	27	16	65	6	33	53	139
MODESTO 10, 11	981	203	20.6%	11	35	44	22	14	35	17	73	9	40	43	137
MODESTO 13	585	168	28.7%	15	23	44	22	5	23	17	63	7	35	40	127
MODESTO 14	734	126	17.1%	20	23	20	14	3	17	12	43	3	28	31	92
MODESTO 15	821	175	21.3%	18	30	31	32	14	25	9	64	9	39	45	136
MODESTO 17	507	103	20.3%	17	15	26	16	1	15	8	39	4	21	29	77

Consolidated gubernatorial Primary Election - March 5, 2002 - Stanislaus County Official Results
 Superior Court Judge #2 - St.Supt.Schools - Co.Supt.Schools

Page Number	229.037.001	REGISTERED VOTERS	TURNOUT PERCENTAGE	Stevie Casey Superior Court Judge #2	Alan Cassidy Superior Court Judge #2	Linda McFadden Superior Court Judge #2	Frank Alvarez Superior Court Judge #2	Thomas Bonte Superior Court Judge #2	Don Sutton Superior Court Judge #2	Ernest Spokes Superior Court Judge #2	Jack O'Connell Supt. of Public Inst	Joe Taylor Supt. of Public Inst	Lynne C Leach Supt. of Public Inst	Katherine H Smith Supt. of Public Inst	Martin G Petersen Co-Supt. of Schools *
MODESTO 17		828	154 18.5%	16	26	34	19	11	19	16	42	12	29	53	110
MODESTO 18		540	133 24.6%	13	33	31	10	7	20	8	49	6	22	32	99
MODESTO 19		979	236 24.1%	25	52	46	34	13	33	13	80	8	58	56	158
MODESTO 20		625	127 20.3%	15	11	29	16	6	22	10	37	13	21	42	95
MODESTO 21		776	172 22.1%	26	19	39	22	6	20	24	63	11	29	41	119
MODESTO 22		673	173 25.7%	8	30	37	25	11	31	18	68	7	30	45	124
MODESTO 23		432	72 16.6%	10	11	8	30	3	6	3	21	9	9	29	54
MODESTO 24		735	122 16.5%	15	12	16	38	7	11	10	44	7	12	42	93
MODESTO 25		560	94 16.7%	7	4	14	29	8	19	10	31	7	13	36	78
MODESTO 27		636	196 30.8%	15	46	28	32	18	28	17	83	3	25	52	151
MODESTO 28		586	117 19.9%	11	11	25	24	7	18	12	42	7	25	25	83
MODESTO 29		938	215 22.9%	18	34	59	41	4	23	16	72	12	53	49	160
MODESTO 30		460	85 18.4%	7	16	17	4	5	23	8	29	0	18	26	58
MODESTO 31, 54		992	246 24.7%	30	48	48	34	10	32	21	88	5	38	69	184
MODESTO 32		844	135 15.9%	14	14	33	23	6	15	16	48	3	32	33	92
MODESTO 33		602	141 23.4%	25	20	25	17	10	20	14	43	4	34	33	110
MODESTO 34		558	172 30.8%	15	33	25	21	22	34	8	67	9	27	42	131
MODESTO 35, 37		887	242 27.2%	20	60	27	34	35	22	25	102	9	40	57	182
MODESTO 36		621	151 24.3%	17	28	19	14	32	19	17	62	5	31	32	119
MODESTO 38, 39		1138	260 22.8%	34	48	34	42	20	39	27	86	13	50	71	200
MODESTO 40, 41		950	197 20.7%	20	27	40	33	9	35	17	75	6	44	46	156
MODESTO 42		774	236 30.4%	18	56	34	24	24	47	18	93	6	58	46	166
MODESTO 43, 45		1020	206 20.1%	15	36	41	33	15	33	16	77	9	41	48	155
MODESTO 44		450	132 29.3%	13	36	17	10	12	15	10	49	3	33	21	86
MODESTO 46		696	144 20.6%	11	27	23	18	10	14	28	50	5	25	41	105
MODESTO 47		826	210 25.4%	15	58	19	20	20	37	15	77	4	55	36	157
MODESTO 48		947	248 26.1%	24	52	34	41	21	31	17	76	7	75	48	177
MODESTO 50		740	182 24.5%	17	34	24	24	20	25	12	70	8	26	34	131
MODESTO 51, 82		1029	171 16.6%	10	30	29	31	9	21	17	66	7	29	47	129
MODESTO 53		735	77 10.4%	11	7	14	20	2	13	3	31	1	10	27	59
MODESTO 55		733	134 18.2%	19	32	9	14	17	10	18	54	2	33	28	101
MODESTO 56		715	181 25.3%	13	48	21	9	21	38	16	70	3	44	32	141
MODESTO 57		505	99 19.6%	14	20	15	18	3	13	9	41	4	23	21	76
MODESTO 58		782	105 13.4%	13	16	26	18	3	9	5	30	4	20	38	76
MODESTO 59		606	126 20.7%	21	22	14	15	5	16	15	46	2	38	27	89
MODESTO 60		755	181 23.9%	21	22	30	33	7	37	15	53	8	45	50	130
MODESTO 61		1031	282 27.3%	32	57	57	52	11	19	27	85	14	56	83	201
MODESTO 62		684	154 22.5%	15	15	37	32	8	12	15	63	8	31	29	108
MODESTO 63		866	119 13.7%	11	11	20	48	6	6	9	40	12	13	43	90
MODESTO 64		564	85 15.0%	14	6	16	18	4	9	8	22	2	23	29	63
MODESTO 65		342	98 28.6%	11	19	29	5	2	16	7	43	0	14	25	72
MODESTO 66		774	186 24.0%	10	34	35	32	8	30	18	58	4	45	48	136
MODESTO 67		657	113 17.1%	19	14	25	29	2	5	12	34	4	26	34	89
MODESTO 68		679	152 22.3%	17	23	28	19	7	23	16	48	7	34	39	103
MODESTO 69, 107		1017	241 23.6%	40	48	30	24	13	21	31	77	7	51	57	165
MODESTO 70		939	244 25.9%	36	43	42	20	9	46	28	90	5	56	58	175
MODESTO 71		459	71 15.4%	21	10	15	12	6	3	1	20	4	14	26	58
MODESTO 72		357	30 8.4%	2	5	8	4	2	6	3	5	2	10	9	24
MODESTO 73		906	149 16.4%	13	19	33	46	9	9	13	44	10	35	53	122
MODESTO 74		825	215 26.0%	37	59	25	13	13	35	19	89	10	41	39	164
MODESTO 75		808	153 18.9%	33	24	22	21	7	16	13	58	3	30	36	115
MODESTO 76		588	99 16.8%	3	18	26	18	3	18	5	39	4	21	29	82
MODESTO 77		600	90 15.0%	15	11	17	20	4	10	8	25	4	21	29	58
MODESTO 78		905	186 20.5%	31	21	38	22	6	32	16	64	15	33	52	146
MODESTO 80		778	176 22.6%	17	40	37	20	8	24	10	58	5	41	50	126
MODESTO 81, 89		1081	235 21.7%	27	43	48	26	5	54	17	93	2	58	45	180
MODESTO 83		593	121 20.4%	19	13	21	12	8	17	18	41	3	30	27	84
MODESTO 84		872	162 18.5%	14	24	38	30	9	17	17	64	5	39	41	134
MODESTO 85, 153		739	117 15.8%	12	19	21	26	5	15	13	43	2	35	27	93
MODESTO 86		484	81 16.7%	20	12	19	10	1	8	2	17	4	17	26	57

Consolidated Gubernatorial Primary Election - March 5, 2002 - Stanislaus County Official Results
 Superior Court Judge #2 - St.Supt.Schools - Co.Supt.Schools

Page Number 230.037.001

	REGISTERED VOTERS	TURNOUT	TURNOUT PERCENTAGE	Steve Casey Superior Court Judge #2	Alan Cassidy Superior Court Judge #2	Linda McFadden Superior Court Judge #2	Frank Alvarez Superior Court Judge #2	Thomas Bonte Superior Court Judge #2	Don Suttton Superior Court Judge #2	Ernest Spokes Superior Court Judge #2	Jack O'Connell St. Supt. of Public Inst	Joe Taylor St. Supt. of Public Inst	Lynne C Leach St. Supt. of Public Inst	Katherine H Smith St. Supt. of Public Inst	Martin G Petersen Co. Supt. of Schools *
MODESTO 91	613	106	17.2%	6	21	19	21	3	16	13	55	1	13	24	81
MODESTO 93, 108	890	204	22.9%	22	37	33	21	5	40	25	99	1	36	46	162
MODESTO 94	948	202	21.3%	17	53	28	18	9	29	25	69	11	45	46	153
MODESTO 95, 98	817	167	20.4%	17	24	29	33	12	13	25	63	4	45	42	132
MODESTO 97	968	196	20.2%	35	30	36	29	7	20	21	71	3	40	54	151
MODESTO 99	731	138	18.8%	13	20	34	14	8	20	13	47	3	21	42	100
MODESTO 100	713	128	17.9%	16	33	30	16	7	10	12	50	6	33	33	113
MODESTO 101	936	168	17.9%	17	21	24	34	2	37	18	79	2	28	37	126
MODESTO 102, 103	794	186	23.4%	16	26	32	28	12	39	19	62	4	49	47	144
MODESTO 104	717	118	16.4%	13	20	23	25	6	10	11	49	8	18	19	86
MODESTO 105	865	129	14.9%	25	16	25	24	3	18	10	55	4	25	33	98
MODESTO 106	844	164	19.4%	22	18	33	28	4	25	23	63	5	43	35	132
MODESTO 109	627	104	16.5%	14	16	14	24	8	16	6	45	2	18	28	77
MODESTO 110	627	126	20.0%	19	19	26	13	5	24	9	54	5	20	32	96
MODESTO 111	879	155	17.6%	16	19	24	35	6	33	10	60	1	25	44	115
MODESTO 112	1105	210	19.0%	43	37	40	25	7	22	19	86	8	45	45	158
MODESTO 113, 146	1105	243	21.9%	32	58	42	24	8	29	21	87	9	42	62	180
MODESTO 115	767	73	9.5%	6	7	17	26	3	5	6	24	8	17	22	57
MODESTO 118	967	238	24.6%	37	49	44	39	8	24	21	103	7	44	54	185
MODESTO 119, 155	824	234	28.3%	41	55	29	12	12	39	32	102	3	53	50	180
MODESTO 120	578	77	13.3%	14	11	21	11	4	6	3	31	4	19	16	61
MODESTO 121	920	154	16.7%	22	13	36	34	1	22	12	59	10	27	42	116
MODESTO 123	655	152	23.2%	41	20	28	10	9	13	12	57	7	27	38	111
MODESTO 125	569	90	15.8%	6	11	24	21	3	11	6	26	1	12	36	67
MODESTO 126	518	73	14.0%	6	10	11	9	7	24	6	37	6	12	14	55
MODESTO 129	435	92	21.1%	11	23	14	10	4	8	13	32	3	20	24	68
MODESTO 147	445	81	18.2%	15	14	17	11	5	9	6	21	5	20	22	62
MODESTO 154, 156	1071	178	16.6%	17	20	30	41	4	24	22	68	8	32	45	138
MODESTO 160	570	87	15.2%	8	9	18	27	6	8	5	35	7	5	30	63
MT VIEW 1	987	179	18.1%	29	45	31	16	3	10	24	50	7	55	37	138
NEWMAN 1	986	225	22.8%	29	33	43	38	8	30	14	80	4	61	53	171
NEWMAN 2	906	193	21.3%	31	31	33	36	12	17	14	84	8	23	57	151
NEWMAN 3	759	181	23.8%	38	21	34	29	9	13	16	71	7	45	36	129
NORTH 1B, 2C, 3C	1217	236	19.3%	55	51	36	17	4	14	26	85	16	55	45	168
NORTH 4A	541	71	13.1%	14	10	13	4	1	4	10	21	1	21	14	51
OAKDALE 1A	804	142	17.6%	29	24	24	22	5	7	12	51	2	33	41	106
OAKDALE 2	959	145	15.1%	19	26	23	16	10	12	13	51	7	31	31	103
OAKDALE 3	740	138	18.6%	30	16	27	29	2	11	9	59	8	18	39	97
OAKDALE 4B	1058	236	22.3%	39	37	38	21	5	30	43	84	5	60	63	187
OAKDALE 5	1069	233	21.7%	56	43	44	19	6	20	13	92	3	49	56	173
OAKDALE 6	767	144	18.7%	23	35	25	8	10	15	14	52	6	27	36	110
OAKDALE 7	1073	202	18.8%	35	41	34	12	8	14	34	61	9	61	41	138
PARADISE 4	873	121	13.8%	9	15	41	19	5	12	10	23	10	33	40	99
PARADISE 5	549	74	13.4%	11	5	11	21	2	8	13	27	4	12	26	53
PARADISE 7	877	166	18.9%	17	17	37	44	3	15	15	50	7	33	48	118
PATTERSON 1	893	197	22.0%	30	14	38	37	10	19	18	65	20	47	43	149
PATTERSON 2	1057	163	15.4%	22	32	29	27	12	11	15	62	6	38	42	124
PATTERSON 3	819	132	16.1%	15	17	23	23	2	12	12	44	6	20	29	92
PATTERSON 4	1116	188	16.8%	28	16	26	63	9	6	20	70	12	31	52	137
RIVERBANK 1	1137	248	21.8%	45	38	41	34	5	23	40	97	9	50	61	188
RIVERBANK 2	788	139	17.6%	20	11	27	33	6	12	12	50	8	21	42	104
RIVERBANK 3	1044	166	15.9%	25	15	28	51	1	17	18	75	10	36	35	127
RIVERBANK 4	720	113	15.6%	34	17	14	15	5	11	7	55	5	19	22	92
RIVERBANK 5	669	142	21.2%	39	24	16	13	9	18	7	57	6	24	30	110
RIVERBANK 6	1045	139	13.3%	13	15	19	50	2	13	15	62	5	24	40	108
RIVERBANK 7	603	82	13.5%	14	8	19	20	2	6	4	35	2	11	28	61
RIVERBANK 8	584	70	11.9%	10	6	20	7	5	6	8	22	4	18	21	54
SALIDA 1	689	79	11.4%	10	8	27	16	5	4	5	30	0	21	22	65
SALIDA 2	1012	160	15.8%	26	11	50	19	7	16	18	58	6	40	39	121
SALIDA 3	851	168	19.7%	24	19	49	28	5	14	11	60	9	31	41	123
SALIDA 4	884	121	13.6%	14	16	27	26	1	15	10	46	7	29	29	95
SALIDA 6	990	201	20.3%	33	24	75	23	5	14	13	87	6	41	52	156

Consolidated Gubernatorial Primary Election - March 5, 2002 - Stanislaus County Official Results
 Superior Court Judge #2 - St.Supt.Schools - Co.Supt.Schools

Page Number 231.037.001

	REGISTERED VOTERS	TURNOUT	TURNOUT PERCENTAGE	Supervisor Casey Judge #2	Alan Cassidy Judge #2	Linda McFadden Judge #2	Frank Alvarez Judge #2	Superior Court Judge #2	Thomas Bonte Judge #2	Don Sutton Judge #2	Ernest Spokes Judge #2	Jack O'Connell Inst	Joe Taylor Inst	Lynne C Leach Inst	Katherine H Smith Inst	Martin G Petersen *
SALIDA 7	840	160	19.0%	25	21	40	27	2	13	15	58	7	47	28	118	
TURLOCK 1	849	112	13.1%	17	21	19	21	5	9	4	37	7	26	30	88	
TURLOCK 2, 30	995	114	11.4%	12	16	28	23	4	9	6	31	7	28	34	80	
TURLOCK 3, 4	1413	140	9.9%	21	25	25	34	6	9	9	46	10	33	41	105	
TURLOCK 5	560	120	21.4%	16	13	13	19	5	15	21	43	7	31	25	90	
TURLOCK 6	991	175	17.6%	35	42	26	16	5	13	12	58	8	39	44	130	
TURLOCK 7	843	107	12.6%	15	13	20	27	4	9	9	33	5	32	27	86	
TURLOCK 8	961	193	20.0%	17	38	31	20	0	33	17	60	2	62	40	139	
TURLOCK 9	927	247	26.6%	31	77	41	12	3	31	20	82	12	74	36	174	
TURLOCK 10	979	146	14.9%	17	34	18	23	2	16	22	41	4	40	36	109	
TURLOCK 11	1232	96	7.7%	12	13	25	12	2	6	10	31	6	18	25	67	
TURLOCK 12	1098	233	21.2%	29	63	37	9	4	26	31	61	6	77	52	168	
TURLOCK 13	1330	180	13.5%	28	41	41	21	10	13	4	70	7	34	43	140	
TURLOCK 14	1078	135	12.5%	17	24	27	14	1	14	17	57	5	25	36	109	
TURLOCK 15	853	182	21.3%	26	48	33	17	9	12	9	68	11	39	37	129	
TURLOCK 16	947	166	17.5%	26	38	28	20	3	15	9	50	10	38	42	127	
TURLOCK 17	837	165	19.7%	24	33	26	15	5	10	22	48	7	42	45	126	
TURLOCK 18, 29	1233	273	22.1%	27	77	38	14	3	35	36	91	8	81	44	206	
TURLOCK 19	1032	168	16.2%	30	30	30	27	5	9	15	48	10	48	35	126	
TURLOCK 20	871	183	21.0%	31	44	35	6	6	24	16	71	8	50	31	135	
TURLOCK 22	1004	177	17.6%	23	39	37	13	5	21	19	55	13	47	34	120	
TURLOCK 24	992	169	17.0%	18	34	38	17	7	17	13	52	6	48	39	120	
TURLOCK 25	745	143	19.1%	18	23	28	18	6	11	19	58	8	35	31	103	
TURLOCK 26	768	152	19.7%	20	39	33	13	2	17	13	50	3	45	29	111	
TURLOCK 27	522	103	19.7%	16	23	18	5	1	22	9	30	1	35	22	81	
TURLOCK 28	1063	245	23.0%	31	58	31	29	9	26	24	96	10	48	43	168	
TURLOCK 32	1292	163	12.6%	32	22	24	48	4	10	13	53	20	24	50	122	
TURLOCK 38, 40	1068	175	16.3%	29	25	41	21	9	15	14	75	7	37	36	124	
WATERFORD 1	872	132	15.1%	23	17	29	18	7	15	9	43	4	33	37	101	
WATERFORD 2	1160	222	19.1%	41	26	50	39	5	16	23	78	5	36	71	162	
WATERFORD 3	877	167	19.0%	30	22	27	22	5	30	13	60	5	35	49	137	
WESTPORT 1	814	182	22.3%	25	20	33	16	9	28	25	63	3	44	40	122	
WESTPORT 2	744	115	15.4%	6	19	25	10	4	25	10	30	8	33	22	78	
STAR 2, 3	710	179	25.2%	29	35	25	7	4	16	39	50	11	43	45	140	
WHITMORE 1	902	142	15.7%	16	22	42	36	3	7	7	46	11	25	47	110	
WHITMORE 5, 8	968	173	17.8%	31	39	19	8	5	19	23	67	6	47	30	135	
WHITMORE 7	1022	218	21.3%	26	46	34	11	5	32	26	73	6	63	42	159	
AV BALLOT GROUP 001	0	562	0.0%	91	126	84	33	25	42	75	203	8	128	123	420	
AV BALLOT GROUP 002	0	773	0.0%	125	116	170	86	36	94	86	279	24	150	233	607	
AV BALLOT GROUP 004	0	2554	0.0%	275	403	740	261	77	320	198	898	79	503	712	1994	
AV BALLOT GROUP 005	0	5047	0.0%	449	902	1032	539	368	826	454	1722	129	1103	1309	3892	
AV BALLOT GROUP 006	0	3	0.0%	0	0	4	2	0	0	0	1	1	3	2	7	
AV BALLOT GROUP 007	0	527	0.0%	58	57	145	115	21	63	41	151	32	95	199	446	
AV BALLOT GROUP 008	0	826	0.0%	68	160	167	109	60	117	61	272	27	177	215	628	
AV BALLOT GROUP 009	0	160	0.0%	17	13	42	50	12	13	7	50	8	35	59	140	
AV BALLOT GROUP 011	0	65	0.0%	9	12	18	5	1	7	3	27	1	14	13	51	
AV BALLOT GROUP 012	0	3	0.0%	0	0	0	0	0	0	0	0	0	0	0	0	
AV BALLOT GROUP 014	0	818	0.0%	121	178	154	60	41	112	90	330	29	136	207	626	
AV BALLOT GROUP 016	0	880	0.0%	71	163	156	100	38	173	94	330	16	185	206	689	
AV BALLOT GROUP 017	0	3	0.0%	0	0	1	1	0	0	0	0	0	1	1	2	
AV BALLOT GROUP 018	0	1232	0.0%	225	172	263	80	50	169	132	430	32	247	301	938	
AV BALLOT GROUP 019	0	247	0.0%	68	32	64	19	4	19	24	78	16	68	67	195	
AV BALLOT GROUP 020	0	259	0.0%	35	48	31	16	7	10	18	68	5	45	31	142	
AV BALLOT GROUP 022	0	890	0.0%	87	147	230	99	38	92	103	315	18	207	215	682	
AV BALLOT GROUP 023	0	2632	0.0%	250	492	505	273	137	383	288	900	62	600	622	2016	
AV BALLOT GROUP 025	0	462	0.0%	43	62	109	90	16	49	35	160	23	92	121	372	
AV BALLOT GROUP 026	0	146	0.0%	32	26	39	22	5	4	11	54	5	27	50	116	
AV BALLOT GROUP 028	0	1	0.0%	1	0	0	0	0	0	0	1	0	0	0	1	
AV BALLOT GROUP 029	0	172	0.0%	25	37	47	22	1	18	9	58	5	40	54	137	
AV BALLOT GROUP 030	0	228	0.0%	36	36	43	32	10	21	23	77	15	34	72	167	
AV BALLOT GROUP 031	0	28	0.0%	1	1	10	9	0	3	0	6	2	8	9	21	
AV BALLOT GROUP 032	0	3185	0.0%	401	386	705	541	123	340	328	1054	141	635	890	2452	

Consolidated Gubernatorial Primary Election - March 5, 2002 - Stanislaus County Official Results
 Superior Court Judge #2 - St.Supt.Schools - Co.Supt.Schools

Page Number 232.037.001

	REGISTERED VOTERS	TURNOUT	TURNOUT PERCENTAGE	Superior Court Judge #2	Alan Cassidy Superior Court Judge #2	Linda McFadden Superior Court Judge #2	Frank Alvarez Superior Court Judge #2	Thomas Boone Superior Court Judge #2	Don Sutton Superior Court Judge #2	Ernest Spokes Superior Court Judge #2	Jack O'Connell St.Supt.of Public Inst	Joe Taylor St.Supt.of Public Inst	Lynne C. Leach St.Supt.of Public Inst	Katherine H. Smith St.Supt.of Public Inst	Martin G. Peteresen Co.Supt.of Schools *
AV BALLOT GROUP 037	0	56	0.0%	6	10	17	1	0	6	7	11	3	19	10	39
AV BALLOT GROUP 041	0	4848	0.0%	651	1004	1089	353	99	460	518	1506	183	1226	1170	3634
AV BALLOT GROUP 042	0	0	0.0%	0	0	0	0	0	0	1	1	0	0	0	1
AV BALLOT GROUP 044	0	2767	0.0%	469	472	581	255	61	232	337	906	87	655	711	2134
AV BALLOT GROUP 045	0	956	0.0%	112	168	187	61	24	108	151	326	28	227	212	724
AV BALLOT GROUP 046	0	655	0.0%	76	95	197	84	14	42	62	187	20	166	187	492
AV BALLOT GROUP 047	0	517	0.0%	41	125	79	49	29	87	65	154	7	157	109	396
AV BALLOT GROUP 048	0	365	0.0%	44	60	101	44	10	26	35	123	16	95	89	291
AV BALLOT GROUP 049	0	168	0.0%	16	22	30	7	4	21	40	52	10	45	22	117
AIRPORT 1	0	0	0.0%	0	0	0	0	0	0	0	0	0	0	0	0
AIRPORT 3	12	6	50.0%	0	2	0	2	0	0	0	0	0	0	5	5
AIRPORT 4	0	0	0.0%	0	0	0	0	0	0	0	0	0	0	0	0
CASWELL 2	21	5	23.8%	0	1	2	0	0	2	0	2	2	0	1	5
CASWELL 4	162	43	26.5%	4	6	14	3	2	3	4	8	1	13	13	30
CASWELL 8	70	24	34.2%	5	4	1	6	2	2	3	9	0	3	12	20
CASWELL 9, 10	56	28	50.0%	0	1	8	7	1	1	6	12	1	8	6	19
CERES 11	106	34	32.0%	3	5	6	6	2	2	4	12	3	1	13	27
CERES 15	12	3	25.0%	0	1	0	2	0	0	0	0	0	0	3	3
CERES 16	8	5	62.5%	0	0	2	0	0	3	0	0	0	2	1	4
CERES 23	115	16	13.9%	3	0	1	8	1	2	0	8	1	1	4	11
CERES 25	12	5	41.6%	1	0	3	0	0	0	0	1	1	0	2	2
CERES 26	2	2	100.0%	0	2	0	0	0	0	0	2	0	0	0	0
CERES 27	0	0	0.0%	0	0	0	0	0	0	0	0	0	0	0	0
CERES 28	18	6	33.3%	1	2	0	0	3	0	0	3	0	0	1	4
CERES 29	0	0	0.0%	0	0	0	0	0	0	0	0	0	0	0	0
CLAUS 1	67	42	62.6%	4	9	5	2	1	7	5	14	0	6	13	29
CLAUS 2A	0	0	0.0%	0	0	0	0	0	0	0	0	0	0	0	0
CLAUS 3A	123	52	42.2%	10	12	12	2	3	6	7	17	1	7	23	43
CLAUS 3B	180	87	48.3%	13	15	10	7	2	10	13	34	4	18	16	59
CLUB 6, 7, 8	199	50	25.1%	2	9	8	10	3	5	8	20	0	6	14	34
CLUB 9	57	19	33.3%	3	2	4	3	1	2	0	6	0	4	5	14
CLUB 11	11	1	9.0%	0	0	1	0	0	0	0	0	0	0	1	1
CLUB 12	139	22	15.8%	2	3	2	7	0	5	0	7	1	3	7	17
CLUB 13	35	13	37.1%	0	1	1	1	0	1	4	4	0	8	1	10
CLUB 14	98	26	26.5%	2	2	7	2	2	6	1	8	2	3	6	16
CLUB 16	11	8	72.7%	0	0	0	0	2	3	0	4	0	1	2	2
COFFEE 2	318	120	37.7%	26	16	26	13	7	16	8	51	1	24	33	100
COFFEE 5, 8, 9, 10	64	34	53.1%	3	4	7	1	6	8	4	12	0	5	11	26
COFFEE 6	71	25	35.2%	4	2	1	4	3	3	4	5	1	7	10	19
COFFEE 11	270	106	39.2%	10	13	34	13	6	16	7	38	1	23	33	89
CROWS LANDING 1	4	0	0.0%	0	0	0	0	0	0	0	0	0	0	0	0
CROWS LANDING 2	50	18	36.0%	0	7	3	3	2	0	3	4	0	8	3	10
CROWS LANDING 3	10	3	30.0%	2	0	0	0	0	0	1	0	2	1	0	3
CROWS LANDING 4	189	110	58.2%	22	17	17	8	5	9	14	37	0	26	25	81
CROWS LANDING 5	136	65	47.7%	8	13	14	9	2	9	3	19	2	15	19	52
CROWS LANDING 6	70	36	51.4%	8	4	6	3	0	4	4	11	0	11	5	29
CROWS LANDING 7	93	43	46.2%	7	6	11	5	2	4	5	15	1	12	12	29
CROWS LANDING 8	183	79	43.1%	12	19	17	7	2	4	8	41	3	13	15	65
CROWS LANDING 9	5	3	60.0%	0	0	0	0	0	3	0	2	0	0	1	3
DEL PUERTO 4	0	0	0.0%	0	0	0	0	0	0	0	0	0	0	0	0
DEL PUERTO 5	0	0	0.0%	0	0	0	0	0	0	0	0	0	0	0	0
DEL PUERTO 6	76	35	46.0%	7	5	4	9	1	2	5	10	1	9	11	29
DEL PUERTO 7	11	5	45.4%	0	2	0	0	1	1	0	2	1	1	0	4
DEL PUERTO 8	0	0	0.0%	0	0	0	0	0	0	0	0	0	0	0	0
DENAIR 3, 4, 5	152	57	37.5%	9	11	15	5	0	4	6	16	5	12	16	46
DENAIR 6, 8	122	60	49.1%	3	17	14	5	0	6	7	33	1	3	15	44
DENAIR 7	193	77	39.8%	17	7	11	6	1	5	13	20	1	22	21	61
DENAIR 9, 10	258	107	41.4%	15	23	22	7	2	9	11	33	1	40	22	82
DENAIR 11	91	41	45.0%	3	3	13	3	1	7	1	8	1	10	10	24
DENAIR 13, 14, 16	106	40	37.7%	3	11	12	2	0	2	5	6	1	15	13	28
DENAIR 15	25	21	84.0%	2	0	6	0	1	6	3	1	1	11	4	18
DENAIR 17, 18, 19	171	33	19.2%	4	4	7	8	2	1	1	8	1	6	13	28

Consolidated Gubernatorial Primary Election - March 5, 2002 - Stanislaus County Official Results
 Superior Court Judge #2 - St.Supt.Schools - Co.Supt.Schools

Page Number 234.037.001

	REGISTERED VOTERS	TURNOUT	TURNOUT PERCENTAGE	Stevens Casey Court Judge #2	Alan Cassidy Court Judge #2	Linda McFadden Court Judge #2	Frank Alvarez Court Judge #2	Thomas Bonte Court Judge #2	Don Sutton Court Judge #2	Ernest Spokes Court Judge #2	Jack O'Connell Inst	Joe Taylor Public Inst	Lynne C Leach Public Inst	Katherine H Smith Public Inst	Martin G Petersen * Public Inst
MT VIEW 2	68	14	20.5%	0	0	8	2	1	1	0	1	0	4	7	13
MT VIEW 3	205	77	37.5%	11	15	12	2	3	17	9	22	4	22	19	60
NEWMAN 4	132	47	35.6%	9	8	16	5	3	4	1	18	0	10	17	36
NEWMAN 5,6	2	0	0.0%	0	0	0	0	0	0	0	0	0	0	0	0
NORTH 1A	178	76	42.6%	15	15	19	1	5	7	10	25	3	23	18	66
NORTH 2A	75	44	58.6%	5	20	15	4	3	9	13	22	4	20	14	57
NORTH 2B	184	55	29.8%	9	13	8	4	0	0	12	17	0	15	11	45
NORTH 3A	112	54	48.2%	10	7	14	3	1	3	9	14	1	13	11	39
NORTH 4B	332	148	44.5%	18	34	34	7	9	9	23	48	3	39	25	94
OKDALE 1B	206	44	21.3%	8	5	14	4	2	5	5	15	2	7	17	38
OKDALE 4A	71	39	54.9%	8	9	8	3	1	3	1	17	0	9	6	30
OKDALE 8, 9	144	85	59.0%	18	14	19	8	3	3	15	25	1	27	24	69
OKDALE 10, 12	167	78	46.7%	12	23	14	3	3	8	3	27	4	14	20	51
OKDALE 11	199	48	24.1%	11	8	8	5	0	6	4	17	4	8	12	36
OKDALE 13	106	44	41.5%	10	10	10	5	1	1	3	11	0	8	20	35
OKDALE 14	8	5	62.5%	0	0	2	0	0	1	1	3	0	1	0	4
OKDALE 15	9	2	22.2%	0	0	0	0	0	0	2	0	0	0	2	0
PARADISE 1	202	75	37.1%	9	15	18	4	3	9	10	28	2	17	21	62
PARADISE 2	232	84	36.2%	5	11	18	6	6	7	17	29	5	18	18	64
PARADISE 3	13	9	69.2%	0	2	3	0	0	1	2	5	1	0	2	8
PARADISE 6	134	61	45.5%	7	20	9	2	5	2	10	19	2	8	7	38
PARADISE 8	202	44	21.7%	5	3	8	10	4	4	8	13	2	13	12	32
PARADISE 9	12	3	25.0%	0	1	1	1	0	0	0	2	0	0	2	3
PARADISE 10	153	83	54.2%	7	8	29	10	2	7	7	20	4	20	24	56
PARADISE 11	5	5	100.0%	0	0	0	0	1	2	1	0	0	4	0	4
PARADISE 12	9	2	22.2%	0	0	1	0	0	0	1	0	0	1	1	2
PARADISE 13	24	10	41.6%	3	2	0	0	2	0	0	0	2	4	0	6
PARADISE 14	9	5	55.5%	0	0	2	0	0	1	0	3	0	0	1	3
PARADISE 15, 21	169	90	53.2%	8	12	26	7	1	12	13	23	4	23	20	66
PARADISE 16, 17	85	42	49.4%	2	8	11	2	2	3	4	16	0	6	9	34
PARADISE 18	28	11	39.2%	1	1	4	0	0	0	0	2	0	3	4	8
PARADISE 19	67	38	56.7%	2	7	13	2	2	2	4	16	0	6	5	30
PARADISE 20	193	42	21.7%	5	5	7	19	1	2	2	23	1	4	12	34
PARADISE 22	42	14	33.3%	2	5	0	4	0	1	0	7	1	3	1	10
PARADISE 23	23	14	60.8%	3	2	5	1	1	0	2	4	0	2	6	14
PARADISE 24	188	55	29.2%	3	8	17	8	3	4	4	16	1	19	13	39
PATTERSON 5	211	79	37.4%	6	18	15	18	2	2	7	16	5	23	23	59
PATTERSON 6	218	70	32.1%	1	1	15	15	12	4	11	18	3	21	19	54
PATTERSON 7	0	0	0.0%	0	0	0	0	0	0	0	0	0	0	0	0
RIVERBANK 9	178	36	20.2%	6	3	5	5	3	2	5	9	2	6	11	26
SALIDA 5	70	38	54.2%	5	15	7	0	0	1	4	10	0	12	7	28
SALIDA 8	326	186	57.0%	25	19	40	12	1	25	38	56	4	59	33	139
TURLOCK 21	3	2	66.6%	0	2	0	0	0	0	0	0	0	2	0	2
TURLOCK 23	41	24	58.5%	4	6	5	0	2	1	1	8	0	1	9	19
TURLOCK 31	69	32	46.3%	6	7	3	1	1	2	5	15	0	7	4	28
TURLOCK 33, 34, 35, 36	11	3	27.2%	0	1	0	0	0	0	0	0	0	3	0	3
TURLOCK 37	150	55	36.6%	6	15	11	9	3	1	3	26	1	7	16	45
TURLOCK 39	209	59	28.2%	7	8	22	5	2	4	4	16	3	21	11	43
TURLOCK 41	11	3	27.2%	0	0	2	0	0	1	0	2	0	1	0	2
TURLOCK 42	2	0	0.0%	0	0	0	0	0	0	0	0	0	0	0	0
TURLOCK 43	4	1	25.0%	0	1	0	0	0	0	0	0	0	1	0	1
STAR 1A	3	2	66.6%	1	0	0	0	0	0	0	0	0	0	1	1
STAR 1B	87	32	36.7%	3	8	2	0	0	4	7	9	0	8	6	28
STAR 4	110	60	54.5%	3	5	17	1	2	11	13	18	4	20	9	52
WHITMORE 2, 9	131	38	29.0%	6	8	6	6	3	2	3	11	0	13	12	31
WHITMORE 3	94	47	50.0%	5	15	9	3	0	4	6	8	0	21	9	35
WHITMORE 4	0	0	0.0%	0	0	0	0	0	0	0	0	0	0	0	0
WHITMORE 6	0	0	0.0%	0	0	0	0	0	0	0	0	0	0	0	0
**** TOTALS ****	197856	72943	36.8%	9283	12454	14686	9289	3105	8698	7332	25000	2730	16045	18446	55082

SUMMARY		Consolidated Gubernatorial Primary Election - March 5, 2002 - Stanislaus County Official Results													
Page Number 235.937.001		Superior Court Judge #2 - St.Supt.Schools - Co.Supt.Schools													
	REGISTERED VOTERS	TURNOUT	TURNOUT PERCENTAGE	Steve Casey Superior Court Judge #2	Alan Cassidy Superior Court Judge #2	Linda McFadden Superior Court Judge #2	Frank Alvarez Superior Court Judge #2	Thomas Bonte Superior Court Judge #2	Don Sutton Superior Court Judge #2	Ernest Spokes Superior Court Judge #2	Jack O'Connell St. Supt. of Public Inst	Joe Taylor St. Supt. of Public Inst	Lynne C Leach St. Supt. of Public Inst	Katherine H Smith St. Supt. of Public Inst	Martin G Peterson Co. Supt. of Schools *
18th Congressional Dist-	91999	32920	35.7%	3722	4987	6861	5281	1704	4134	2900	11255	1374	6590	9003	24868
19th Congressional Dist-	105857	40023	37.8%	5561	7467	7825	4008	1401	4564	4432	13745	1356	9455	9443	30214
State Senate Dist. 12th-	131528	46688	35.4%	5528	7829	9524	6638	2138	5721	4300	15879	1930	9939	12193	35212
State Senate Dist. 14th-	66328	26255	39.5%	3755	4625	5162	2651	967	2977	3032	9121	800	6106	6253	19870
State Assembly 17th- - -	4191	1617	38.5%	225	240	323	279	72	158	127	597	55	341	409	1238
State Assembly 25th- - -	113576	45714	40.2%	5877	7986	9133	5262	2120	5847	4678	16119	1443	9956	11379	34674
State Assembly 26th- - -	80089	25612	31.9%	3181	4228	5230	3748	913	2693	2527	8284	1232	5748	6658	19170
Supervisory Dist. 1- - -	41677	15782	37.8%	2775	2733	2978	1626	560	1644	1760	5676	549	3378	3947	11963
Supervisory Dist. 2- - -	42994	14458	33.6%	1913	2892	2971	1361	360	1447	1544	4678	585	3649	3391	10800
Supervisory Dist. 3- - -	35436	12541	35.3%	1441	1889	3083	1771	457	1353	1207	4173	496	2655	3371	9459
Supervisory Dist. 4- - -	44899	19817	44.1%	1860	3637	3647	2541	1260	3136	1868	6970	575	4332	4885	15065
Supervisory Dist. 5- - -	32850	10345	31.4%	1294	1303	2007	1990	468	1118	953	3503	525	2031	2852	7795
City Of Ceres- - - - -	15540	2995	19.2%	369	382	560	544	121	392	256	1005	157	538	842	2179
City Of Hughson- - - -	1981	421	21.2%	59	76	84	58	12	52	29	159	15	79	115	324
City Of Modesto- - - -	82057	33636	40.9%	3785	5751	6782	4413	1811	4769	3127	11894	1115	6995	8681	25572
City Of Newman- - - -	2785	646	23.1%	107	93	126	108	32	64	45	253	19	139	163	487
City Of Oakdale- - - -	7380	1585	21.4%	298	291	290	155	56	136	172	565	51	353	408	1177
City Of Patterson- - -	4314	829	19.2%	102	98	146	183	47	54	83	275	52	180	208	615
City Of Riverside- - -	6768	1135	16.7%	206	137	189	228	38	108	116	462	51	209	290	870
City Of Turlock- - - -	26983	4641	17.1%	641	993	834	529	133	456	426	1562	212	1179	1027	3426
City Of Waterford- - -	2909	521	17.9%	94	65	106	79	17	61	45	181	14	104	157	400
Unincorporated Area- -	47139	10906	23.1%	1474	1858	2151	1351	406	1118	1294	3618	469	2598	2625	8172
Vote At The Polls- - -	197856	40908	20.6%	5380	6929	7646	5871	1794	4841	4036	14274	1698	8922	10225	30513
Vote By Absentee Ballot-	0	32035	0.0%	3903	5525	7040	3418	1311	3857	3296	10726	1032	7123	8221	24569
*** TOTAL VOTE -	197856	72943	36.8%	9283	12454	14686	9289	3105	8698	7332	25000	2730	16045	18446	55082

Consolidated Governatorial Primary Election - March 5, 2002 - Stanislaus County Official Results
 County Supervisor - 3rd Dist.

Page Number 237.038.001

	REG- ISTERED VOTERS	TURN- OUT	TURN- OUT PERCENT- AGE	Gary A Super- visor - 3rd Dist.	Jeff Grover - 3rd Dist.
MODESTO 139	112	25	22.3%	18	5
MODESTO 140	72	40	55.5%	15	23
MODESTO 141	185	43	23.2%	28	13
MODESTO 142	0	0	0.0%	0	0
PARADISE 1	202	75	37.1%	24	59
PARADISE 2	232	84	36.2%	23	57
PARADISE 3	13	9	69.2%	0	8
PARADISE 6	134	61	45.5%	3	51
PARADISE 8	202	44	21.7%	22	18
PARADISE 9	12	3	25.0%	2	2
PARADISE 10	153	83	54.2%	38	40
PARADISE 11	5	5	100.0%	0	4
PARADISE 12	9	2	22.2%	1	1
PARADISE 13	24	10	41.6%	2	9
PARADISE 14	9	5	55.5%	0	4
PARADISE 15, 21	169	90	53.2%	20	63
PARADISE 16, 17	85	42	49.4%	8	33
PARADISE 18	28	11	39.2%	3	8
PARADISE 19	67	38	56.7%	14	20
PARADISE 20	193	42	21.7%	36	5
PARADISE 22	42	14	33.3%	5	7
PARADISE 23	23	14	60.8%	6	9
PARADISE 24	188	55	29.2%	23	27
SALIDA 5	70	38	54.2%	3	34
SALIDA 8	326	186	57.0%	26	152
**** T O T A L S ****	35436	12541	35.3%	5586	6152

SUMMARY

Consolidated gubernatorial Primary Election - March 5, 2002 - Stanislaus County Official Results
County Supervisor - 3rd Dist.

Page Number 238.938.001

REGISTERED VOTERS	TURNOUT	TURNOUT PERCENTAGE	SUPREVISOR - 3rd Dist.	JEFF GROVER - 3rd Dist.
-------------------	---------	--------------------	------------------------	-------------------------

18th Congressional Dist-	23562	8064	34.2%	3912	3604
19th Congressional Dist-	11874	4477	37.7%	1674	2548
State Senate Dist. 12th-	23256	8025	34.5%	3856	3646
State Senate Dist. 14th-	12180	4516	37.0%	1730	2506
State Assembly 17th- - -	0	0	0.0%	0	0
State Assembly 25th- - -	26496	9888	37.3%	4418	4807
State Assembly 26th- - -	8940	2653	29.6%	1168	1345
Supervisory Dist. 1- - -	0	0	0.0%	0	0
Supervisory Dist. 2- - -	0	0	0.0%	0	0
Supervisory Dist. 3- - -	35436	12541	35.3%	5586	6152
Supervisory Dist. 4- - -	0	0	0.0%	0	0
Supervisory Dist. 5- - -	0	0	0.0%	0	0
City Of Ceres- - - - -	0	0	0.0%	0	0
City Of Hughson- - - - -	0	0	0.0%	0	0
City Of Modesto- - - - -	24364	8787	36.0%	4189	3995
City Of Newman- - - - -	0	0	0.0%	0	0
City Of Oakdale- - - - -	0	0	0.0%	0	0
City Of Patterson- - - - -	0	0	0.0%	0	0
City Of Riverside- - - - -	0	0	0.0%	0	0
City Of Turlock- - - - -	0	0	0.0%	0	0
City Of Waterford- - - - -	0	0	0.0%	0	0
Unincorporated Area- - -	11072	2696	24.3%	975	1587
Vote At The Polls- - - -	35436	7447	21.0%	3269	3720
Vote By Absentee Ballot-	0	5094	0.0%	2317	2432
*** TOTAL VOTE -	35436	12541	35.3%	5586	6152

Consolidated Gubernatorial Primary Election - March 5, 2002 - Stanislaus County Official Results
 County Supervisor - 4th Dist.

Page Number 239.039.001

	REG- ISTERED VOTERS	TURN- OUT	TURN- OUT PERCENTAGE	Michael Superv- isor - 4th Dist.	Ray Simon - 4th Dist. *
AIRPORT 2	679	70	10.3%	22	41
COFFEE 7	536	115	21.4%	27	76
MC HENRY 1	441	67	15.1%	34	29
MC HENRY 3, 7	1058	216	20.4%	59	143
MODESTO 2	888	200	22.5%	73	115
MODESTO 19	979	236	24.1%	80	136
MODESTO 20	625	127	20.3%	48	70
MODESTO 21	776	172	22.1%	86	74
MODESTO 22	673	173	25.7%	72	84
MODESTO 23	432	72	16.6%	34	36
MODESTO 25	560	94	16.7%	43	48
MODESTO 27	636	196	30.8%	88	87
MODESTO 28	586	117	19.9%	43	62
MODESTO 30	460	85	18.4%	34	44
MODESTO 31, 54	992	248	24.7%	99	119
MODESTO 32	844	135	15.9%	78	45
MODESTO 33	602	141	23.4%	63	64
MODESTO 34	558	172	30.8%	89	76
MODESTO 35, 37	887	242	27.2%	102	121
MODESTO 36	621	151	24.3%	50	95
MODESTO 38, 39	1138	260	22.8%	101	138
MODESTO 40, 41	950	197	20.7%	62	124
MODESTO 42	774	236	30.4%	96	123
MODESTO 43, 45	1020	206	20.1%	81	112
MODESTO 44	450	132	29.3%	52	66
MODESTO 46	696	144	20.6%	53	78
MODESTO 47	826	210	25.4%	65	126
MODESTO 48	947	248	26.1%	100	125
MODESTO 50	740	182	24.5%	92	81
MODESTO 51, 82	1029	171	16.6%	63	90
MODESTO 55	733	134	18.2%	57	72
MODESTO 56	715	181	25.3%	80	87
MODESTO 57	505	99	19.6%	42	54
MODESTO 58	782	105	13.4%	38	60
MODESTO 60	755	181	23.9%	72	93
MODESTO 66	774	186	24.0%	65	107
MODESTO 72	357	30	8.4%	16	10
MODESTO 76	588	99	16.8%	39	49
MODESTO 77	600	90	15.0%	37	47
MODESTO 80	778	176	22.6%	71	88
MODESTO 81, 89	1081	235	21.7%	91	125
MODESTO 85, 153	739	117	15.8%	34	75
MODESTO 91	613	106	17.2%	30	66
MODESTO 93, 108	890	204	22.9%	84	107
MODESTO 94	948	202	21.3%	96	90
MODESTO 95, 98	817	167	20.4%	64	93
MODESTO 100	713	128	17.9%	58	65
MODESTO 101	936	168	17.9%	77	80
MODESTO 102, 103	794	186	23.4%	69	102
MODESTO 106	844	164	19.4%	61	91
MODESTO 109	627	104	16.5%	46	48
MODESTO 110	627	126	20.0%	55	61
MODESTO 111	879	155	17.6%	60	84
MODESTO 125	569	90	15.8%	34	48
MODESTO 126	518	73	14.0%	31	39
MODESTO 129	435	92	21.1%	36	49
MODESTO 147	445	81	18.2%	31	45
MODESTO 154, 156	1071	178	16.6%	52	106
AV BALLOT GROUP 005	0	5047	0.0%	1949	2722
AV BALLOT GROUP 008	0	826	0.0%	316	451
AV BALLOT GROUP 012	0	3	0.0%	0	1
AV BALLOT GROUP 016	0	880	0.0%	344	477

Consolidated Governatorial Primary Election - March 5, 2002 - Stanislaus County Official Results
 County Supervisor - 4th Dist.

Page Number 240.039.001

	REG- ISTERED VOTERS	TURN- OUT	TURN- OUT PER- CENT- AGE	SUPER- VISOR - 4th Dist.	RAY- SIMON - 4th Dist. *
AV BALLOT GROUP 023	0	2632	0.0%	954	1460
AV BALLOT GROUP 031	0	28	0.0%	12	14
AV BALLOT GROUP 047	0	517	0.0%	156	337
AIRPORT 3	12	6	50.0%	3	2
AIRPORT 4	0	0	0.0%	0	0
COFFEE 5, 8, 9, 10	64	34	53.1%	12	21
COFFEE 11	270	106	39.2%	40	62
MODESTO 26	187	92	49.1%	38	43
MODESTO 52	220	125	56.8%	32	84
MODESTO 79	61	20	32.7%	7	11
MODESTO 87	0	0	0.0%	0	0
MODESTO 96	202	67	33.1%	26	34
MODESTO 122	104	31	29.8%	14	14
MODESTO 130	184	81	44.0%	31	42
MODESTO 131	90	47	52.2%	26	13
MODESTO 132	165	102	61.8%	44	55
MODESTO 137	0	0	0.0%	0	0
MODESTO 143	53	19	35.8%	5	7
MODESTO 144	94	17	18.0%	8	9
MODESTO 145	91	35	38.4%	14	15
MODESTO 149	45	17	37.7%	4	10
MODESTO 150	64	10	15.6%	5	5
MODESTO 151	218	64	29.3%	16	41
MODESTO 152	42	17	40.4%	1	14
MODESTO 157	0	0	0.0%	0	0
MODESTO 158	131	90	68.7%	37	45
MODESTO 159	66	34	51.5%	16	14
MODESTO 161	0	0	0.0%	0	0
**** TOTALS ****	44899	19817	44.1%	7625	10672

Consolidated gubernatorial Primary Election - March 5, 2002 - Stanislaus County Official Results
All County Offices -

Page Number 242.040.001

	REGISTERED VOTERS	TURNOUT	TURNOUT PERCENTAGE	Mike Sessa	Doug Harms	Larry D Haugh Auditor/Controller	Lee Lundrigan County Clerk-Recorder	Bob Deklinski County Clerk-Recorder	James Brazelton District Attorney	Les Weidman Sheriff-Coroner	Tom Watson Treasurer-Tax Collector
AIRPORT 2	679	70	10.3%	36	19	49	21	33	50	50	54
CASWELL 1	1056	100	9.4%	62	18	69	38	37	68	73	73
CASWELL 3	465	54	11.6%	39	8	42	27	17	45	48	47
CASWELL 5, 6	1105	121	10.9%	85	23	86	58	33	80	88	92
CASWELL 7	888	126	14.1%	86	33	102	70	41	102	102	114
CERES 1	923	215	23.2%	120	76	171	114	66	166	177	177
CERES 2	1031	202	19.5%	98	73	124	96	51	135	138	134
CERES 3	888	165	18.5%	69	66	113	79	51	112	116	120
CERES 4	780	167	21.4%	93	49	121	78	54	123	131	132
CERES 5	1074	247	22.9%	150	86	189	139	70	189	202	196
CERES 6	1024	186	18.1%	91	72	125	95	49	142	150	145
CERES 7	937	137	14.6%	73	48	96	62	43	103	101	110
CERES 8	648	108	16.6%	53	33	69	44	34	72	72	74
CERES 9	851	193	22.6%	99	67	139	97	57	143	148	154
CERES 10	913	195	21.3%	99	76	139	101	56	143	153	150
CERES 12	1035	268	25.8%	115	122	168	138	74	176	186	188
CERES 13	491	87	17.7%	55	26	69	53	23	73	73	72
CERES 14	993	149	15.0%	94	38	93	70	36	90	100	104
CERES 17	453	75	16.5%	45	27	61	39	29	64	62	64
CERES 18, 19	1079	172	15.9%	117	40	128	85	53	130	133	134
CERES 20	782	127	16.2%	60	50	88	61	44	88	93	96
CERES 21	615	63	10.2%	45	13	49	31	20	46	48	49
CERES 22	750	168	22.4%	85	66	115	91	40	119	124	128
CHATOM 1, 4	1220	176	14.4%	75	90	120	93	50	119	128	128
CLAUS 2B	745	154	20.6%	79	61	111	69	64	114	125	124
CLUB 1, WHITMORE 12	1050	168	16.0%	93	58	117	78	51	123	122	125
CLUB 2	407	133	32.6%	63	53	86	63	33	87	100	97
CLUB 3	683	87	12.7%	56	22	63	52	20	67	67	69
CLUB 4	931	117	12.5%	87	16	77	49	36	77	85	86
CLUB 5	481	102	21.2%	38	49	64	40	36	65	74	73
COFFEE 7	536	115	21.4%	47	55	77	50	49	81	90	87
DEL PUERTO 1, 2	1025	222	21.6%	117	85	165	157	39	158	176	179
DEL PUERTO 3	674	153	22.7%	100	41	101	88	32	108	109	111
DENAIR 1	1061	247	23.2%	99	126	186	128	74	187	195	198
DENAIR 2	557	139	24.9%	62	67	103	71	49	105	109	112
DENAIR 12	703	146	20.7%	65	71	112	68	51	111	115	119
EMPIRE 3	649	130	20.0%	70	52	95	61	51	104	112	113
EMPIRE 4	907	138	15.2%	67	53	90	66	39	91	100	101
EMPIRE 5	797	175	21.9%	71	97	123	81	65	130	139	144
HART RANSOM 1	579	166	28.6%	70	56	109	81	45	121	124	124
HICKMAN 1	637	152	23.8%	59	76	108	76	45	107	120	120
HUGHSON 1, 3	1020	204	20.0%	94	94	148	91	78	154	159	159
HUGHSON 2	961	217	22.5%	84	113	159	102	75	155	168	172
LANGWORTH 1A	820	226	27.5%	105	105	171	98	97	172	180	179
LANGWORTH 2B	753	156	20.7%	78	62	111	70	62	115	120	125
LANGWORTH 4A	542	128	23.6%	63	58	97	39	68	96	99	101
MC HENRY 1	441	67	15.1%	24	38	50	30	32	56	58	58
MC HENRY 3, 7	1058	216	20.4%	70	114	154	103	85	163	170	175
MODESTO 1	748	179	23.9%	85	79	132	97	53	133	139	144
MODESTO 2	888	200	22.5%	69	112	132	109	57	145	157	156
MODESTO 3	981	153	15.5%	92	55	112	85	45	118	125	120
MODESTO 4	759	76	10.0%	51	10	48	40	15	48	53	51
MODESTO 5	706	132	18.6%	78	34	81	56	45	93	95	102
MODESTO 6	687	64	9.3%	35	23	51	31	22	54	52	56
MODESTO 7	513	87	16.9%	47	35	68	43	27	65	70	68
MODESTO 8	741	113	15.2%	68	24	77	47	41	81	80	81
MODESTO 9, 12	1282	185	14.4%	88	76	134	84	77	146	151	151
MODESTO 10, 11	981	203	20.6%	84	84	131	86	67	142	148	146
MODESTO 13	585	168	28.7%	75	74	121	77	58	129	132	134
MODESTO 14	734	126	17.1%	61	50	95	57	51	92	102	98
MODESTO 15	821	175	21.3%	76	77	132	83	66	137	141	145
MODESTO 16	507	103	20.3%	59	38	82	51	42	86	89	88

Consolidated Governatorial Primary Election - March 5, 2002 - Stanislaus County Official Results
 All County Offices -

Page Number 243.040.001

	REGISTE RED VOTERS	T U R N O U T	T U R N O U T P E R C E N T A G E	A M I K E S E R P A	D O U G H A R M S	L A R R Y D H A U G H C O N T R O L L E R	C O U N T Y C L E R K - R E C O R D E R	B O B D E K L I N S K I C O U N T Y C L E R K - R E C O R D E R	J A M E S B R A Z E L T O N A T T O R N E Y	L E S W E I D M A N C O R O N E R	T O M W A T S O N T R E A S U R E R - T A X C O L L E C T O R
MODESTO 17	828	154	18.5%	77	60	112	75	52	117	120	122
MODESTO 18	540	133	24.6%	56	66	91	52	58	96	105	102
MODESTO 19	979	236	24.1%	89	122	165	110	87	179	177	187
MODESTO 20	625	127	20.3%	47	70	92	63	44	94	103	102
MODESTO 21	776	172	22.1%	56	91	119	94	54	122	135	135
MODESTO 22	673	173	25.7%	71	82	124	79	61	127	134	132
MODESTO 23	432	72	16.6%	40	21	49	34	26	49	52	54
MODESTO 24	735	122	16.5%	73	25	82	59	38	84	90	89
MODESTO 25	560	94	16.7%	50	35	73	47	36	72	74	75
MODESTO 27	636	196	30.8%	62	109	128	104	54	139	148	147
MODESTO 28	586	117	19.9%	51	46	76	65	28	82	84	85
MODESTO 29	938	215	22.9%	101	95	161	100	81	167	168	172
MODESTO 30	460	85	18.4%	24	53	62	49	22	62	69	69
MODESTO 31, 54	992	246	24.7%	103	107	179	120	78	191	199	202
MODESTO 32	844	135	15.9%	58	53	85	66	34	88	95	92
MODESTO 33	602	141	23.4%	55	65	86	63	46	99	101	101
MODESTO 34	558	172	30.8%	61	86	109	94	52	120	129	132
MODESTO 35, 37	887	242	27.2%	72	140	159	122	81	180	187	189
MODESTO 36	621	151	24.3%	40	101	114	78	57	119	126	128
MODESTO 38, 39	1138	260	22.8%	111	124	190	122	101	203	211	212
MODESTO 40, 41	950	197	20.7%	92	89	152	107	62	150	160	160
MODESTO 42	774	236	30.4%	82	136	158	108	94	171	186	185
MODESTO 43, 45	1020	206	20.1%	81	95	146	88	81	148	158	161
MODESTO 44	450	132	29.3%	47	61	90	56	43	97	101	100
MODESTO 46	696	144	20.6%	46	79	106	62	56	106	110	112
MODESTO 47	826	210	25.4%	80	97	132	72	83	145	157	152
MODESTO 48	947	248	26.1%	70	147	174	122	88	174	190	192
MODESTO 50	740	182	24.5%	47	111	119	103	50	127	142	138
MODESTO 51, 82	1029	171	16.6%	72	76	120	84	58	128	131	136
MODESTO 53	735	77	10.4%	41	31	61	35	32	62	62	63
MODESTO 55	733	134	18.2%	46	74	99	77	37	106	110	111
MODESTO 56	715	181	25.3%	40	122	129	75	80	135	144	144
MODESTO 57	505	99	19.6%	23	61	65	39	37	69	72	76
MODESTO 58	782	105	13.4%	55	34	74	51	35	78	78	82
MODESTO 59	606	126	20.7%	42	73	83	62	41	91	97	95
MODESTO 60	755	181	23.9%	52	101	126	92	53	139	143	146
MODESTO 61	1031	282	27.3%	126	116	187	127	97	194	210	210
MODESTO 62	684	154	22.5%	76	53	105	80	45	111	117	118
MODESTO 63	866	119	13.7%	79	24	87	60	33	89	94	96
MODESTO 64	564	85	15.0%	52	27	66	44	30	64	70	70
MODESTO 65	342	98	28.6%	39	42	69	41	32	72	74	75
MODESTO 66	774	186	24.0%	74	84	135	95	58	135	148	145
MODESTO 67	657	113	17.1%	68	30	85	58	35	86	90	87
MODESTO 68	679	152	22.3%	67	61	102	83	41	106	117	114
MODESTO 69, 107	1017	241	23.6%	100	101	167	121	67	180	181	188
MODESTO 70	939	244	25.9%	96	128	172	123	79	185	192	194
MODESTO 71	459	71	15.4%	48	19	53	43	18	54	55	57
MODESTO 72	357	30	8.4%	14	11	22	18	8	23	22	23
MODESTO 73	906	149	16.4%	94	46	114	75	48	108	111	119
MODESTO 74	825	215	26.0%	70	133	163	116	68	161	169	177
MODESTO 75	808	153	18.9%	60	79	119	72	58	126	128	129
MODESTO 76	588	99	16.8%	52	32	78	50	29	76	84	79
MODESTO 77	600	90	15.0%	41	34	61	40	33	64	69	65
MODESTO 78	905	186	20.5%	94	80	139	105	55	138	140	148
MODESTO 80	778	176	22.6%	64	91	123	84	60	121	129	128
MODESTO 81, 89	1081	235	21.7%	82	126	177	120	76	181	189	195
MODESTO 83	593	121	20.4%	56	53	78	65	33	82	93	92
MODESTO 84	872	162	18.5%	80	73	132	97	44	137	141	145
MODESTO 85, 153	739	117	15.8%	59	41	90	54	46	91	91	93
MODESTO 86	484	81	16.7%	48	23	58	42	24	60	68	65
MODESTO 88	678	146	21.5%	58	81	110	81	44	118	121	120
MODESTO 90	853	219	25.6%	71	128	158	115	73	158	164	166

Consolidated Gubernatorial Primary Election - March 5, 2002 - Stanislaus County Official Results
All County Offices -

Page Number 244.040.001

	REGISTRED VOTERS	TURNOUT	TURNOUT PERCENTAGE	Mike Serpa	Doug Harms	Larry D Haugh Auditor/Controller	Lee Lundrigan County Clerk-Recorder	Bob Deklinski County Clerk-Recorder	James Brazelton District Attorney	Les Weidman Sheriff-Coroner	Tom Watson Treasurer-Tax Collector
						*			*	*	*
MODESTO 91	613	106	17.2%	46	45	79	40	47	81	85	84
MODESTO 93, 108	890	204	22.9%	65	121	154	74	92	160	163	165
MODESTO 94	948	202	21.3%	62	111	141	92	70	151	163	166
MODESTO 95, 98	817	167	20.4%	94	52	123	83	59	129	135	131
MODESTO 97	968	196	20.2%	97	74	148	103	57	150	162	162
MODESTO 99	731	138	18.8%	58	47	85	64	38	92	100	97
MODESTO 100	713	128	17.9%	47	72	103	60	54	110	112	110
MODESTO 101	936	168	17.9%	66	77	126	90	53	129	135	133
MODESTO 102, 103	794	186	23.4%	83	76	136	89	55	141	147	144
MODESTO 104	717	118	16.4%	57	55	80	53	45	81	93	88
MODESTO 105	865	129	14.9%	84	38	101	65	45	100	106	101
MODESTO 106	844	164	19.4%	75	78	135	86	65	140	141	142
MODESTO 109	627	104	16.5%	36	54	77	49	34	79	79	82
MODESTO 110	627	126	20.0%	54	54	98	61	45	97	102	101
MODESTO 111	879	155	17.6%	48	89	113	66	60	111	114	123
MODESTO 112	1105	210	19.0%	111	81	153	97	78	157	165	171
MODESTO 113, 146	1105	243	21.9%	110	102	169	102	97	181	188	188
MODESTO 115	767	73	9.5%	42	23	58	46	18	57	60	57
MODESTO 118	967	238	24.6%	125	97	181	116	84	183	192	201
MODESTO 119, 155	824	234	28.3%	83	142	182	119	80	183	188	191
MODESTO 120	578	77	13.3%	40	30	62	37	29	62	66	68
MODESTO 121	920	154	16.7%	69	75	103	84	37	110	112	116
MODESTO 123	655	152	23.2%	68	65	105	75	44	109	109	113
MODESTO 125	569	90	15.8%	49	30	60	50	24	70	70	73
MODESTO 126	518	73	14.0%	43	23	60	40	27	59	65	66
MODESTO 129	435	92	21.1%	31	42	59	39	27	56	62	65
MODESTO 147	445	81	18.2%	43	27	58	37	31	59	66	62
MODESTO 154, 156	1071	178	16.6%	66	90	125	78	67	131	134	135
MODESTO 160	570	87	15.2%	41	37	62	46	26	65	70	70
MT VIEW 1	987	179	18.1%	81	78	126	91	51	131	136	141
NEWMAN 1	986	225	22.8%	137	65	164	128	58	159	172	171
NEWMAN 2	906	193	21.3%	110	71	149	106	51	143	148	154
NEWMAN 3	759	181	23.8%	108	57	132	93	54	130	128	134
NORTH 1B, 2C, 3C	1217	236	19.3%	120	88	172	99	103	177	182	192
NORTH 4A	541	71	13.1%	35	25	48	33	23	50	53	54
OAKDALE 1A	804	142	17.6%	79	53	110	58	60	112	114	112
OAKDALE 2	959	145	15.1%	73	52	103	59	64	105	116	111
OAKDALE 3	740	138	18.6%	87	38	100	39	73	103	108	109
OAKDALE 4B	1058	236	22.3%	123	93	186	104	106	188	197	199
OAKDALE 5	1069	233	21.7%	101	113	160	106	104	170	185	183
OAKDALE 6	767	144	18.7%	65	66	105	50	72	103	113	113
OAKDALE 7	1073	202	18.8%	87	96	148	92	95	146	159	161
PARADISE 4	873	121	13.8%	63	46	92	70	30	100	102	103
PARADISE 5	549	74	13.4%	52	10	52	31	32	53	53	57
PARADISE 7	877	166	18.9%	88	54	121	87	46	126	131	138
PATTERSON 1	893	197	22.0%	103	70	142	111	43	146	155	154
PATTERSON 2	1057	163	15.4%	95	56	131	102	42	130	132	136
PATTERSON 3	819	132	16.1%	59	51	84	76	23	89	98	93
PATTERSON 4	1116	188	16.8%	127	45	144	113	53	149	154	154
RIVERBANK 1	1137	248	21.8%	125	103	179	121	80	181	197	199
RIVERBANK 2	788	139	17.6%	65	59	102	71	38	100	110	111
RIVERBANK 3	1044	166	15.9%	106	55	130	91	51	132	132	138
RIVERBANK 4	720	113	15.6%	56	47	89	63	38	94	92	95
RIVERBANK 5	669	142	21.2%	61	67	110	54	60	112	114	113
RIVERBANK 6	1045	139	13.3%	83	50	113	80	42	116	112	116
RIVERBANK 7	603	82	13.5%	53	22	59	40	21	52	55	52
RIVERBANK 8	584	70	11.9%	37	27	50	37	23	50	52	54
SALIDA 1	689	79	11.4%	46	24	65	50	16	67	68	68
SALIDA 2	1012	160	15.8%	102	47	123	86	56	130	133	137
SALIDA 3	851	168	19.7%	99	38	117	83	48	123	130	130
	887	121	13.4%	68	38	90	59	47	95	99	98

Consolidated Governatorial Primary Election - March 5, 2002 - Stanislaus County Official Results
All County Offices -

Page Number 245.040.001

	REG- ISTERED VOTERS	TUR- NOUT	TUR- NOUT PERCENTAGE	A s s e s s o r S e r p a	A s s e s s o r H a r m s	A u d i t o r / C o n t r o l l e r	L e e C o u n t y C l e r k - R e c o r d e r	C o u n t y C l e r k - R e c o r d e r	J a m e s B r a z e l t o n A t t o r n e y	S h e r i f f - C o o r n e r	T o m W a t s o n T a x C o l l e c t o r
SALIDA 7	840	160	19.0%	93	46	122	83	48	123	128	129
TURLOCK 1	849	112	13.1%	56	43	81	51	37	81	85	85
TURLOCK 2, 30	995	114	11.4%	61	41	80	52	39	83	86	88
TURLOCK 3, 4	1413	140	9.9%	85	45	98	70	37	100	104	106
TURLOCK 5	560	120	21.4%	60	57	86	69	31	87	94	93
TURLOCK 6	991	175	17.6%	93	63	130	86	56	133	134	134
TURLOCK 7	843	107	12.6%	64	36	84	53	35	80	86	87
TURLOCK 8	961	193	20.0%	62	104	138	91	59	146	146	153
TURLOCK 9	927	247	26.6%	87	134	170	111	83	161	187	184
TURLOCK 10	979	146	14.9%	55	75	101	73	40	98	105	106
TURLOCK 11	1232	96	7.7%	39	39	65	43	29	63	66	68
TURLOCK 12	1098	233	21.2%	64	137	164	120	61	155	172	173
TURLOCK 13	1330	180	13.5%	81	84	129	86	58	126	133	141
TURLOCK 14	1078	135	12.5%	64	55	102	67	41	101	106	106
TURLOCK 15	853	182	21.3%	73	87	126	72	63	129	136	138
TURLOCK 16	947	166	17.5%	71	76	116	74	59	117	127	125
TURLOCK 17	837	165	19.7%	74	75	117	84	49	122	128	131
TURLOCK 18, 29	1233	273	22.1%	100	138	192	139	81	197	209	215
TURLOCK 19	1032	168	16.2%	92	57	123	78	50	123	128	129
TURLOCK 20	871	183	21.0%	93	79	129	90	56	136	147	147
TURLOCK 22	1004	177	17.6%	82	77	126	75	69	118	128	130
TURLOCK 24	992	169	17.0%	61	90	120	82	49	124	124	128
TURLOCK 25	745	143	19.1%	76	48	108	64	50	104	106	112
TURLOCK 26	768	152	19.7%	56	81	105	79	43	114	121	123
TURLOCK 27	522	103	19.7%	32	68	70	51	30	71	79	80
TURLOCK 28	1063	245	23.0%	114	101	177	117	79	169	186	184
TURLOCK 32	1292	163	12.6%	98	49	122	88	48	129	128	131
TURLOCK 38, 40	1068	175	16.3%	70	84	131	78	59	133	137	142
WATERFORD 1	872	132	15.1%	59	63	98	56	55	97	106	101
WATERFORD 2	1160	222	19.1%	91	108	145	114	58	155	171	165
WATERFORD 3	877	167	19.0%	70	80	125	85	50	125	135	134
WESTPORT 1	814	182	22.3%	96	65	124	96	49	125	143	139
WESTPORT 2	744	115	15.4%	61	40	84	52	34	78	87	85
STAR 2, 3	710	179	25.2%	57	113	127	78	73	129	142	143
WHITMORE 1	902	142	15.7%	81	51	108	80	39	113	122	119
WHITMORE 5, 8	968	173	17.8%	63	97	127	78	63	130	139	138
WHITMORE 7	1022	218	21.3%	89	112	153	120	54	146	166	164
AV BALLOT GROUP 001	0	562	0.0%	229	266	397	236	237	402	442	445
AV BALLOT GROUP 002	0	773	0.0%	357	358	586	418	228	593	613	616
AV BALLOT GROUP 004	0	2554	0.0%	1075	1219	1951	1489	712	2035	2152	2189
AV BALLOT GROUP 005	0	5047	0.0%	1731	2809	3773	2744	1572	3864	4150	4177
AV BALLOT GROUP 006	0	3	0.0%	5	2	7	6	1	6	7	7
AV BALLOT GROUP 007	0	527	0.0%	274	204	418	283	172	436	444	454
AV BALLOT GROUP 008	0	826	0.0%	283	456	595	417	273	634	664	675
AV BALLOT GROUP 009	0	160	0.0%	103	51	135	91	52	133	140	137
AV BALLOT GROUP 011	0	65	0.0%	24	32	50	30	23	50	57	55
AV BALLOT GROUP 012	0	3	0.0%	0	0	0	1	0	0	0	1
AV BALLOT GROUP 014	0	818	0.0%	298	465	605	425	277	626	665	664
AV BALLOT GROUP 016	0	880	0.0%	264	520	645	444	300	682	721	724
AV BALLOT GROUP 017	0	3	0.0%	1	1	2	1	1	2	2	2
AV BALLOT GROUP 018	0	1232	0.0%	501	635	876	624	369	876	947	960
AV BALLOT GROUP 019	0	247	0.0%	128	105	187	102	125	194	206	210
AV BALLOT GROUP 020	0	259	0.0%	93	68	144	77	74	143	156	154
AV BALLOT GROUP 022	0	890	0.0%	355	429	633	483	267	671	718	703
AV BALLOT GROUP 023	0	2632	0.0%	877	1430	1880	1299	870	1975	2088	2107
AV BALLOT GROUP 025	0	462	0.0%	266	149	360	289	99	367	377	391
AV BALLOT GROUP 026	0	146	0.0%	59	78	122	91	35	123	126	127
AV BALLOT GROUP 028	0	1	0.0%	0	1	1	0	1	1	1	1
AV BALLOT GROUP 029	0	172	0.0%	85	80	146	93	61	150	152	152
AV BALLOT GROUP 030	0	228	0.0%	111	84	168	112	71	168	186	185
AV BALLOT GROUP 031	0	28	0.0%	21	4	21	16	7	21	19	23
AV BALLOT GROUP 032	0	3185	0.0%	1658	1258	2387	1809	866	2439	2590	2632

Consolidated Governorial Primary Election - March 5, 2002 - Stanislaus County Official Results
 All County Offices -

Page Number 246.040.001

	REGISTERED VOTERS	TURNOUT	TURNOUT PERCENTAGE	Mike Sessa	Doug Harms	Larry D Haugh Auditor/Controller	Lee Lundrigan County Clerk-Recorder	Bob Deklin County Clerk-Recorder	James Brazelton District Attorney	Les Weidman Sheriff-Coroner	Tom Watson Treasurer-Tax Collector
AV BALLOT GROUP 037	0	56	0.0%	27	22	38	32	10	40	44	45
AV BALLOT GROUP 041	0	4848	0.0%	1966	2366	3549	2618	1336	3591	3813	3872
AV BALLOT GROUP 042	0	0	0.0%	1	0	0	0	0	0	1	1
AV BALLOT GROUP 044	0	2767	0.0%	1184	1313	2031	1316	1051	2057	2234	2231
AV BALLOT GROUP 045	0	956	0.0%	350	508	680	500	287	687	749	756
AV BALLOT GROUP 046	0	655	0.0%	343	226	489	368	171	488	520	528
AV BALLOT GROUP 047	0	517	0.0%	218	239	367	256	176	392	417	424
AV BALLOT GROUP 048	0	365	0.0%	141	188	272	205	98	275	296	300
AV BALLOT GROUP 049	0	168	0.0%	79	70	107	89	46	128	137	136
AIRPORT 1	0	0	0.0%	0	0	0	0	0	0	0	0
AIRPORT 3	12	6	50.0%	3	2	5	4	0	5	5	5
AIRPORT 4	0	0	0.0%	0	0	0	0	0	0	0	0
CASWELL 2	21	5	23.8%	5	0	5	5	0	5	5	5
CASWELL 4	162	43	26.5%	25	13	29	17	14	32	35	34
CASWELL 8	70	24	34.2%	18	5	22	19	4	21	23	22
CASWELL 9, 10	56	28	50.0%	21	6	26	12	14	21	23	22
CERES 11	106	34	32.0%	20	9	27	12	14	28	29	29
CERES 15	12	3	25.0%	1	2	3	0	3	3	3	3
CERES 16	8	5	62.5%	2	3	4	3	2	4	5	4
CERES 23	115	16	13.9%	11	4	13	2	9	11	13	13
CERES 25	12	5	41.6%	1	3	2	4	0	2	4	3
CERES 26	2	2	100.0%	0	2	0	2	0	0	0	2
CERES 27	0	0	0.0%	0	0	0	0	0	0	0	0
CERES 28	18	6	33.3%	3	3	4	5	1	3	4	5
CERES 29	0	0	0.0%	0	0	0	0	0	0	0	0
CLAUS 1	67	42	62.6%	14	21	19	17	14	23	29	28
CLAUS 2A	0	0	0.0%	0	0	0	0	0	0	0	0
CLAUS 3A	123	52	42.2%	25	26	45	20	29	46	49	49
CLAUS 3B	180	87	48.3%	39	37	55	31	35	62	66	62
CLUB 6, 7, 8	199	50	25.1%	29	14	34	30	8	35	38	36
CLUB 9	57	19	33.3%	6	8	12	7	7	15	15	15
CLUB 11	11	1	9.0%	0	1	1	1	0	1	1	1
CLUB 12	139	22	15.8%	13	6	16	15	2	16	18	19
CLUB 13	35	13	37.1%	6	5	9	6	3	8	8	10
CLUB 14	98	26	26.5%	11	8	21	11	11	18	17	19
CLUB 16	11	8	72.7%	2	4	2	3	1	4	5	3
COFFEE 2	318	120	37.7%	60	55	100	76	36	98	106	105
COFFEE 5, 8, 9, 10	64	34	53.1%	18	14	27	17	14	25	28	30
COFFEE 6	71	25	35.2%	16	8	20	14	8	21	22	23
COFFEE 11	270	106	39.2%	41	56	84	52	40	84	91	92
CROWS LANDING 1	4	0	0.0%	0	0	0	0	0	0	0	0
CROWS LANDING 2	50	18	36.0%	7	9	12	10	2	13	15	14
CROWS LANDING 3	10	3	30.0%	0	3	2	1	1	2	2	2
CROWS LANDING 4	189	110	58.2%	57	37	76	82	15	81	85	85
CROWS LANDING 5	136	65	47.7%	27	30	53	47	9	55	55	56
CROWS LANDING 6	70	36	51.4%	19	13	25	30	1	28	29	30
CROWS LANDING 7	93	43	46.2%	22	17	31	26	14	31	35	33
CROWS LANDING 8	183	79	43.1%	44	29	66	50	25	64	68	69
CROWS LANDING 9	5	3	60.0%	0	3	3	2	1	3	3	3
DEL PUERTO 4	0	0	0.0%	0	0	0	0	0	0	0	0
DEL PUERTO 5	0	0	0.0%	0	0	0	0	0	0	0	0
DEL PUERTO 6	76	35	46.0%	20	11	23	23	10	31	32	28
DEL PUERTO 7	11	5	45.4%	3	2	3	4	0	4	4	4
DEL PUERTO 8	0	0	0.0%	0	0	0	0	0	0	0	0
DENAIR 3, 4, 5	152	57	37.5%	24	26	43	26	23	46	50	49
DENAIR 6, 8	122	60	49.1%	27	29	42	35	17	44	49	46
DENAIR 7	193	77	39.8%	19	42	50	44	14	53	58	61
DENAIR 9, 10	258	107	41.4%	53	44	72	51	33	70	83	84
DENAIR 11	91	41	45.0%	21	13	25	35	3	25	29	28
DENAIR 13, 14, 16	106	40	37.7%	18	17	24	23	9	25	30	32
DENAIR 15	25	21	84.0%	3	14	14	16	1	17	17	17
DENAIR 17, 18, 19	171	33	19.2%	19	8	24	18	8	24	24	24

Consolidated gubernatorial Primary Election - March 5, 2002 - Stanislaus County Official Results
All County Offices -

Page Number 248.040.001

	REGISTE RED VOTERS	T URN OUT	T URN OUT P ER C E N T A G E	M i k e S e r p a	D o u g H a r m s	A u d i t o r / C o n t r o l l e r	L e e C l e r k - R e c o r d e r	B o b D e k l i n s k i	J a m e s B r a z e l t o n	S h e r i f f - C o r n e r	T o m W a t s o n
MT VIEW 2	68	14	20.5%	10	3	11	7	4	11	11	11
MT VIEW 3	205	77	37.5%	37	35	56	50	13	58	61	57
NEWMAN 4	132	47	35.6%	28	15	40	29	14	40	40	40
NEWMAN 5,6	2	0	0.0%	0	0	0	0	0	0	0	0
NORTH 1A	178	76	42.6%	30	40	57	30	32	54	60	62
NORTH 2A	75	44	58.6%	41	30	57	38	30	52	61	60
NORTH 2B	184	55	29.8%	26	19	38	32	18	39	51	51
NORTH 3A	112	54	48.2%	26	25	40	16	30	41	42	40
NORTH 4B	332	148	44.5%	67	65	98	56	70	101	110	116
OAKDALE 1B	206	44	21.3%	23	19	39	19	25	41	39	42
OAKDALE 4A	71	39	54.9%	20	13	28	13	22	29	31	28
OAKDALE 8, 9	144	85	59.0%	51	28	69	38	41	72	73	78
OAKDALE 10, 12	167	78	46.7%	31	42	54	25	39	53	55	54
OAKDALE 11	199	48	24.1%	30	10	35	23	17	37	38	37
OAKDALE 13	106	44	41.5%	22	19	35	18	24	35	36	37
OAKDALE 14	8	5	62.5%	1	3	4	3	1	4	4	4
OAKDALE 15	9	2	22.2%	2	0	0	2	0	0	0	0
PARADISE 1	202	75	37.1%	38	34	58	54	17	62	68	66
PARADISE 2	232	84	36.2%	30	43	59	47	24	60	69	66
PARADISE 3	13	9	69.2%	3	3	3	3	3	6	6	6
PARADISE 6	134	61	45.5%	24	31	40	32	16	43	46	49
PARADISE 8	202	44	21.7%	31	12	37	24	17	32	37	38
PARADISE 9	12	3	25.0%	2	1	1	1	1	2	2	2
PARADISE 10	153	83	54.2%	37	37	59	46	19	56	71	70
PARADISE 11	5	5	100.0%	0	4	3	4	0	3	4	4
PARADISE 12	9	2	22.2%	1	1	2	1	1	2	2	2
PARADISE 13	24	10	41.6%	2	6	4	5	3	5	7	7
PARADISE 14	9	5	55.5%	3	2	2	5	0	3	4	4
PARADISE 15, 21	169	90	53.2%	29	48	66	52	22	69	74	76
PARADISE 16, 17	85	42	49.4%	15	22	31	24	5	34	33	34
PARADISE 18	28	11	39.2%	5	5	8	5	4	9	9	8
PARADISE 19	67	38	56.7%	21	10	24	19	11	26	28	27
PARADISE 20	193	42	21.7%	27	11	31	23	13	37	37	37
PARADISE 22	42	14	33.3%	12	1	12	9	3	11	12	10
PARADISE 23	23	14	60.8%	7	7	15	10	4	15	14	15
PARADISE 24	188	55	29.2%	23	26	38	27	21	41	42	42
PATTERSON 5	211	79	37.4%	47	23	58	48	20	57	63	59
PATTERSON 6	218	70	32.1%	38	21	48	35	17	50	49	49
PATTERSON 7	0	0	0.0%	0	0	0	0	0	0	0	0
RIVERBANK 9	178	36	20.2%	10	17	25	16	13	25	29	28
SALIDA 5	70	38	54.2%	10	25	28	17	16	29	31	30
SALIDA 8	326	186	57.0%	78	87	137	100	52	140	152	158
TURLOCK 21	3	2	66.6%	0	2	2	2	0	2	2	2
TURLOCK 23	41	24	58.5%	9	11	16	9	9	18	21	20
TURLOCK 31	69	32	46.3%	13	16	27	12	11	26	27	28
TURLOCK 33, 34, 35, 36	11	3	27.2%	1	2	3	0	3	3	3	3
TURLOCK 37	150	55	36.6%	24	25	42	26	20	42	47	45
TURLOCK 39	209	59	28.2%	28	24	43	23	24	44	43	43
TURLOCK 41	11	3	27.2%	1	2	3	3	0	3	3	3
TURLOCK 42	2	0	0.0%	0	0	0	0	0	0	0	0
TURLOCK 43	4	1	25.0%	1	0	1	1	0	1	1	1
STAR 1A	3	2	66.6%	1	0	1	0	1	1	2	1
STAR 1B	87	32	36.7%	9	22	21	12	14	24	29	30
STAR 4	110	60	54.5%	30	25	46	24	23	48	52	53
WHITMORE 2, 9	131	38	29.0%	11	24	34	22	14	30	35	35
WHITMORE 3	94	47	50.0%	23	22	34	25	16	36	38	38
WHITMORE 4	0	0	0.0%	0	0	0	0	0	0	0	0
WHITMORE 6	0	0	0.0%	0	0	0	0	0	0	0	0
**** T O T A L S ****	197856	72943	36.8%	31937	33267	53066	37137	23329	54513	57844	58311

SUMMARY		Consolidated Gubernatorial Primary Election - March 5, 2002 - Stanislaus County Official Results All County Offices -										
Page Number	249.940.001	REGISTERED VOTERS	TURNOUT	TURNOUT PERCENTAGE	Mike Sessa	Doug Harms	Larry D Haugh Auditor/Controller	Lee Luncligan County Clerk-Recorder	Bob Deklinski County Clerk-Recorder	James Brazelton District Attorney	Les Weidman Sheriff-Coroner	Tom Watson Treasurer-Tax Collector
18th Congressional Dist-	91999	32920	35.7%		15163	14184	24067	17402	9948	24807	26210	26429
19th Congressional Dist-	105857	40023	37.8%		16774	19083	28999	19735	13381	29706	31634	31882
State Senate Dist. 12th-	131528	46688	35.4%		20792	20934	34071	24504	14107	34991	37012	37358
State Senate Dist. 14th-	66328	26255	39.5%		11145	12333	18995	12633	9222	19522	20832	20953
State Assembly 17th - -	4191	1617	38.5%		928	535	1212	982	374	1223	1265	1292
State Assembly 25th - -	113576	45714	40.2%		18839	22000	33253	22767	15472	34312	36498	36705
State Assembly 26th - -	80089	25612	31.9%		12170	10732	18601	13388	7483	18978	20081	20314
Supervisory Dist. 1 - -	41677	15782	37.8%		7096	7334	11546	7523	5787	11763	12550	12627
Supervisory Dist. 2 - -	42994	14458	33.6%		6112	6837	10456	7360	4318	10541	11231	11368
Supervisory Dist. 3 - -	35436	12541	35.3%		5901	5101	9166	6579	3825	9559	10095	10162
Supervisory Dist. 4 - -	44899	19817	44.1%		7109	10376	14313	9936	6633	14923	15815	15921
Supervisory Dist. 5 - -	32850	10345	31.4%		5719	3619	7585	5739	2766	7727	8153	8233
City Of Ceres - - - -	15540	2995	19.2%		1599	1054	2110	1501	879	2165	2265	2286
City Of Hughson - - - -	1981	421	21.2%		178	207	307	193	153	309	327	331
City Of Modesto - - - -	82057	33636	40.9%		13426	16539	24475	17176	10915	25408	26845	27030
City Of Newman - - - -	2785	646	23.1%		383	208	485	356	177	472	488	499
City Of Oakdale - - - -	7380	1585	21.4%		795	645	1176	649	743	1198	1268	1268
City Of Patterson - - - -	4314	829	19.2%		469	266	607	485	198	621	651	645
City Of Riverside - - - -	6768	1135	16.7%		596	447	857	573	366	862	893	906
City Of Turlock - - - -	26983	4641	17.1%		2040	2105	3327	2219	1458	3339	3535	3584
City Of Waterford - - - -	2909	521	17.9%		220	251	368	255	163	377	412	400
Unincorporated Area - - - -	47139	10906	23.1%		5266	4517	7879	5514	3524	8088	8685	8740
Vote At The Polls - - - -	197856	40908	20.6%		18830	17631	29444	20173	13461	30264	32010	32227
Vote By Absentee Ballot - - - -	0	32035	0.0%		13107	15636	23622	16964	9868	24249	25834	26084
*** TOTAL VOTE - - - -	197856	72943	36.8%		31937	33267	53066	37137	23329	54513	57844	58311

Consolidated Gubernatorial Primary Election - March 5, 2002 - Stanislaus County Official Results
 City of Modesto Council - Chair 2, 4 and 5 -

Page Number 250,041.001

	REGISTERED VOTERS	TURNOUT PERCENTAGE	Janice Keating Modesto City Council - Chair 2	Armour Smith Modesto City Council - Chair 2*	William E. Bryant Modesto City Council - Chair 4	Dan Hopkins Modesto City Council - Chair 4	Denny Jackman Modesto City Council - Chair 5	Kenneth Friedman Modesto City Council - Chair 5*
MODESTO 1	748	179 23.9%	112	51	96	65	90	74
MODESTO 2	888	200 22.5%	122	72	92	96	96	94
MODESTO 3	981	153 15.5%	88	52	87	54	65	80
MODESTO 4	759	76 10.0%	47	24	33	38	28	43
MODESTO 5	706	132 18.6%	70	45	74	40	50	66
MODESTO 6	681	64 9.3%	40	23	27	33	31	31
MODESTO 7	513	87 16.9%	48	29	42	34	36	44
MODESTO 8	747	113 15.2%	61	38	50	52	52	50
MODESTO 9, 12	1282	185 14.4%	106	63	77	91	103	72
MODESTO 10, 11	981	203 20.6%	107	81	91	92	112	72
MODESTO 13	585	168 28.7%	94	63	88	71	74	81
MODESTO 14	734	126 17.1%	81	37	76	37	58	60
MODESTO 15	821	175 21.3%	105	54	99	65	95	71
MODESTO 16	507	103 20.3%	57	40	50	46	47	51
MODESTO 17	828	154 18.5%	80	65	80	60	72	71
MODESTO 18	540	133 24.6%	66	55	68	54	67	53
MODESTO 19	979	236 24.1%	101	119	92	124	94	121
MODESTO 20	625	127 20.3%	78	43	66	53	61	60
MODESTO 21	776	172 22.1%	88	73	89	67	77	85
MODESTO 22	673	173 25.7%	76	85	65	90	58	106
MODESTO 23	432	72 16.6%	37	31	29	40	36	34
MODESTO 24	735	122 16.5%	68	45	59	55	55	58
MODESTO 25	560	94 16.7%	49	39	44	44	36	52
MODESTO 27	636	196 30.8%	79	105	96	86	80	105
MODESTO 28	586	117 19.9%	69	36	54	49	60	46
MODESTO 29	938	215 22.9%	116	87	107	93	106	98
MODESTO 30	460	85 18.4%	38	45	44	38	45	36
MODESTO 31, 54	992	246 24.7%	142	86	138	90	111	123
MODESTO 32	844	135 15.9%	82	44	75	50	70	57
MODESTO 33	602	141 23.4%	74	57	79	45	68	64
MODESTO 34	558	172 30.8%	77	90	84	73	75	90
MODESTO 35, 37	887	242 27.2%	111	116	132	86	107	122
MODESTO 36	621	151 24.3%	57	88	73	68	61	82
MODESTO 38, 39	1138	260 22.8%	133	109	134	103	116	123
MODESTO 40, 41	950	197 20.7%	110	74	88	95	96	89
MODESTO 42	774	236 30.4%	119	101	122	97	108	119
MODESTO 43, 45	1020	206 20.1%	122	71	103	91	103	88
MODESTO 44	450	132 29.3%	75	40	74	46	61	59
MODESTO 46	696	144 20.6%	91	46	68	68	74	60
MODESTO 47	826	210 25.4%	85	112	108	82	85	114
MODESTO 48	947	248 26.1%	124	105	102	121	100	128
MODESTO 50	740	182 24.5%	79	90	86	78	83	87
MODESTO 51, 82	1029	171 16.6%	104	54	99	57	87	72
MODESTO 53	735	77 10.4%	47	30	43	32	35	40
MODESTO 55	733	134 18.2%	45	83	60	63	43	88
MODESTO 56	715	181 25.3%	95	70	96	66	88	78
MODESTO 57	505	99 19.6%	49	46	57	33	61	31
MODESTO 58	782	105 13.4%	65	30	48	48	53	43
MODESTO 59	606	126 20.7%	76	40	59	61	72	45
MODESTO 60	755	181 23.9%	111	53	86	80	98	70
MODESTO 61	1031	282 27.3%	175	91	149	115	153	111
MODESTO 62	684	154 22.5%	94	47	75	62	67	77
MODESTO 63	866	119 13.7%	75	35	64	50	55	57
MODESTO 64	564	85 15.0%	52	26	33	42	40	37
MODESTO 65	342	98 28.6%	58	29	51	40	45	43
MODESTO 66	774	186 24.0%	99	75	87	84	90	83
MODESTO 67	657	113 17.1%	80	28	66	42	62	45
MODESTO 68	679	152 22.3%	77	58	77	56	64	73
MODESTO 69, 107	1017	241 23.6%	112	110	124	92	107	117
MODESTO 70	939	244 25.9%	137	90	120	96	135	83
MODESTO 71	459	71 15.4%	43	25	44	24	39	27
MODESTO 72	357	30 8.4%	15	10	11	13	12	14

Consolidated Gubernatorial Primary Election - March 5, 2002 - Stanislaus County Official Results
 City of Modesto Council - Chair 2, 4 and 5 -

Page Number	251.041.001	REGISTERED VOTERS	TURNOUT PERCENTAGE	Modesto Chair 2	Jainice Keating City Council - Chair 2 *	Modesto Chair 4	Armour Smith City Council - Chair 4 *	William E. Bryant City Council - Chair 4	Dan Hopkins City Council - Chair 4	Modesto Chair 5	Denny Jackman City Council - Chair 5	Kenni Friedman City Council - Chair 5 *
MODESTO 73	906	149	16.4%	96	47	91	51	69	71			
MODESTO 74	825	215	26.0%	102	103	110	87	97	107			
MODESTO 75	808	153	18.9%	87	57	87	58	75	68			
MODESTO 76	588	99	16.8%	60	34	37	57	45	47			
MODESTO 77	600	90	15.0%	48	39	53	33	49	37			
MODESTO 78	905	186	20.5%	112	62	96	75	102	76			
MODESTO 80	778	176	22.6%	106	58	94	72	84	84			
MODESTO 81, 89	1081	235	21.7%	134	87	107	107	115	106			
MODESTO 83	593	121	20.4%	67	43	56	51	50	59			
MODESTO 84	872	162	18.5%	95	60	94	62	76	79			
MODESTO 85, 153	739	117	15.8%	75	37	61	50	64	46			
MODESTO 86	484	81	16.7%	51	25	39	36	39	37			
MODESTO 88	678	146	21.5%	66	72	70	69	62	76			
MODESTO 90	853	219	25.6%	104	100	94	106	86	120			
MODESTO 91	613	106	17.2%	56	44	55	44	44	59			
MODESTO 93, 108	890	204	22.9%	82	108	68	120	87	103			
MODESTO 94	948	202	21.3%	107	81	117	70	103	87			
MODESTO 95, 98	817	167	20.4%	101	53	85	72	71	86			
MODESTO 97	968	196	20.2%	103	73	100	79	85	90			
MODESTO 99	731	138	18.8%	82	41	73	48	58	65			
MODESTO 100	713	128	17.9%	74	52	71	55	67	58			
MODESTO 101	936	168	17.9%	92	66	82	73	78	78			
MODESTO 102, 103	794	186	23.4%	106	63	105	63	82	88			
MODESTO 104	717	118	16.4%	70	42	62	51	58	53			
MODESTO 105	865	129	14.9%	83	37	71	49	62	56			
MODESTO 106	844	164	19.4%	105	48	96	61	73	81			
MODESTO 109	627	104	16.5%	58	40	49	47	45	49			
MODESTO 110	627	126	20.0%	76	39	71	41	75	42			
MODESTO 111	879	155	17.6%	96	52	62	86	81	66			
MODESTO 112	1105	210	19.0%	95	103	114	80	102	93			
MODESTO 113, 146	1105	243	21.9%	116	106	116	106	111	110			
MODESTO 115	767	73	9.5%	44	26	43	24	38	32			
MODESTO 118	967	238	24.6%	134	91	127	98	110	115			
MODESTO 119, 155	824	234	28.3%	119	106	124	98	122	104			
MODESTO 120	578	77	13.3%	35	33	40	29	33	34			
MODESTO 121	920	154	16.7%	91	55	66	76	73	72			
MODESTO 123	655	152	23.2%	86	52	79	60	60	77			
MODESTO 125	569	90	15.8%	57	25	43	40	38	44			
MODESTO 126	518	73	14.0%	47	22	32	40	44	25			
MODESTO 129	435	92	21.1%	45	40	41	43	50	35			
MODESTO 147	445	81	18.2%	51	27	44	34	36	40			
MODESTO 154, 156	1071	178	16.6%	100	67	92	73	78	88			
MODESTO 160	570	87	15.2%	53	29	39	40	42	38			
AV BALLOT GROUP 002	0	773	0.0%	479	250	393	330	395	333			
AV BALLOT GROUP 004	0	2554	0.0%	1476	935	1459	928	1263	1132			
AV BALLOT GROUP 005	0	5047	0.0%	2599	2181	2731	1963	2398	2398			
AV BALLOT GROUP 007	0	527	0.0%	319	165	310	180	257	235			
AV BALLOT GROUP 008	0	826	0.0%	434	353	433	326	364	421			
AV BALLOT GROUP 009	0	160	0.0%	88	61	83	69	69	81			
AV BALLOT GROUP 011	0	65	0.0%	35	21	32	25	30	29			
AV BALLOT GROUP 012	0	3	0.0%	0	0	0	0	0	0			
AV BALLOT GROUP 014	0	818	0.0%	417	358	412	341	366	414			
AV BALLOT GROUP 016	0	880	0.0%	444	386	460	354	417	429			
AV BALLOT GROUP 018	0	1232	0.0%	663	498	635	511	592	573			
AV BALLOT GROUP 022	0	890	0.0%	490	351	477	344	401	442			
AV BALLOT GROUP 023	0	2632	0.0%	1312	1151	1380	1057	1235	1232			
MODESTO 26	187	92	49.1%	48	33	53	30	42	42			
MODESTO 49	0	0	0.0%	0	0	0	0	0	0			
MODESTO 52	220	125	56.8%	57	60	68	46	52	69			
MODESTO 79	61	20	32.7%	11	7	9	8	9	9			
MODESTO 87	0	0	0.0%	0	0	0	0	0	0			
MODESTO 92	1	0	0.0%	0	0	0	0	0	0			

Consolidated Gubernatorial Primary Election - March 5, 2002 - Stanislaus County Official Results
 City of Modesto Council - Chair 2, 4 and 5 -

Page Number 252.041.001

	REGISTERED VOTERS	TURNOUT	TURNOUT PERCENTAGE	Ma jor ity C o u n c i l 2	Ar mour S m i t h C o u n c i l 2*	W ill iam O B r y a n t C o u n c i l 4	D an H o p k i n s C o u n c i l 4	D enny J a c k m a n C o u n c i l 5	K enn i F r i e d m a n C o u n c i l 5*
MODESTO 96	202	67	33.1%	41	21	37	24	31	31
MODESTO 114	0	0	0.0%	0	0	0	0	0	0
MODESTO 116, 134	0	0	0.0%	0	0	0	0	0	0
MODESTO 117	113	49	43.3%	18	29	24	20	20	29
MODESTO 122	104	31	29.8%	21	9	15	14	13	16
MODESTO 124	9	3	33.3%	1	2	1	2	2	1
MODESTO 127	82	54	65.8%	25	26	30	21	21	32
MODESTO 128	14	9	64.2%	4	5	9	0	6	3
MODESTO 130	184	81	44.0%	46	29	45	30	36	40
MODESTO 131	90	47	52.2%	27	15	25	17	22	19
MODESTO 132	165	102	61.8%	49	49	52	45	56	44
MODESTO 133	211	87	41.2%	45	37	53	29	42	41
MODESTO 137	0	0	0.0%	0	0	0	0	0	0
MODESTO 138	64	18	28.1%	13	4	10	7	6	11
MODESTO 139	112	25	22.3%	13	12	11	14	7	18
MODESTO 140	72	40	55.5%	17	20	23	15	15	21
MODESTO 141	185	43	23.2%	28	11	17	20	13	26
MODESTO 142	0	0	0.0%	0	0	0	0	0	0
MODESTO 143	53	19	35.8%	7	9	8	9	8	11
MODESTO 144	94	17	18.0%	9	8	11	6	3	14
MODESTO 145	91	35	38.4%	22	7	19	14	17	14
MODESTO 149	45	17	37.7%	9	4	5	8	4	10
MODESTO 150	64	10	15.6%	7	3	5	5	8	2
MODESTO 151	218	64	29.3%	29	30	31	26	29	32
MODESTO 152	42	17	40.4%	8	8	6	11	6	9
MODESTO 157	0	0	0.0%	0	0	0	0	0	0
MODESTO 158	131	90	68.7%	41	47	50	35	39	49
MODESTO 159	66	34	51.5%	13	19	15	12	17	15
MODESTO 161	0	0	0.0%	0	0	0	0	0	0
**** T O T A L S ****	82057	33636	40.9%	18105	13418	17485	13626	15838	15761

SUMMARY

Consolidated gubernatorial Primary Election - March 5, 2002 - Stanislaus County Official Results
 City of Modesto Council - Chair 2, 4 and 5 -

Page Number 253.941.001

	REGISTE RED VOTERS	TURN OUT	TURN OUT PERCENTAGE	Ma jor ity Coun cil 2	Ma jor ity Coun cil 2*	Ma jor ity Coun cil 4	Ma jor ity Coun cil 4	Ma jor ity Coun cil 5	Ma jor ity Coun cil 5*
18th Congressional Dist-	53160	20811	39.1%	11406	8082	10931	8315	9838	9688
19th Congressional Dist-	28897	12825	44.3%	6699	5336	6554	5311	6000	6073
State Senate Dist. 12th-	59788	24012	40.1%	13074	9449	12549	9662	11353	11228
State Senate Dist. 14th-	22269	9624	43.2%	5031	3969	4936	3964	4485	4533
State Assembly 17th- - -	0	0	0.0%	0	0	0	0	0	0
State Assembly 25th- - -	71188	30138	42.3%	16197	12062	15674	12207	14293	14025
State Assembly 26th- - -	10869	3498	32.1%	1908	1356	1811	1419	1545	1736
Supervisory Dist. 1- - -	13958	5726	41.0%	3163	2225	2945	2367	2760	2624
Supervisory Dist. 2- - -	0	0	0.0%	0	0	0	0	0	0
Supervisory Dist. 3- - -	24364	8787	36.0%	4958	3222	4674	3438	4165	4026
Supervisory Dist. 4- - -	41839	18658	44.5%	9711	7809	9604	7645	8708	8878
Supervisory Dist. 5- - -	1896	465	24.5%	273	162	262	176	205	233
City Of Ceres- - - - -	0	0	0.0%	0	0	0	0	0	0
City Of Hughson- - - -	0	0	0.0%	0	0	0	0	0	0
City Of Modesto- - - -	82057	33636	40.9%	18105	13418	17485	13626	15838	15761
City Of Newman- - - -	0	0	0.0%	0	0	0	0	0	0
City Of Oakdale- - - -	0	0	0.0%	0	0	0	0	0	0
City Of Patterson- - - -	0	0	0.0%	0	0	0	0	0	0
City Of Riverside- - - -	0	0	0.0%	0	0	0	0	0	0
City Of Turlock- - - -	0	0	0.0%	0	0	0	0	0	0
City Of Waterford- - - -	0	0	0.0%	0	0	0	0	0	0
Unincorporated Area- - -	0	0	0.0%	0	0	0	0	0	0
Vote At The Polls- - - -	82057	17229	20.9%	9349	6708	8680	7198	8051	8042
Vote By Absentee Ballot-	0	16407	0.0%	8756	6710	8805	6428	7787	7719
*** TOTAL VOTE -	82057	33636	40.9%	18105	13418	17485	13626	15838	15761

Consolidated gubernatorial Primary Election - March 5, 2002 - Stanislaus County Official Results
 State Measures 40 thru 42

Page Number 254.042.001

	REGISTE RED VOTERS	TU RNOU T	TU RNOU T P E R C E N T A G E	P r o p o s i t i o n 4 0 - C a l i f .		M o d e r n i z a t i o n 4 1 - V o t i n g	P r o p o s i t i o n 4 1 - V o t i n g		P r o p o s i t i o n 4 2 - T r a n s p o r t a t i o n		P r o p o s i t i o n 4 2 - T r a n s p o r t a t i o n	
				Y E S	N O		Y E S	N O	Y E S	N O	Y E S	N O
AIRPORT 2	679	70	10.3%	40	28	32	32	41	26			
CASWELL 1	1056	100	9.4%	69	23	50	39	57	34			
CASWELL 3	465	54	11.6%	29	16	22	23	23	25			
CASWELL 5, 6	1105	121	10.9%	84	29	67	42	79	34			
CASWELL 7	888	126	14.1%	61	61	60	59	72	50			
CERES 1	923	215	23.2%	112	98	95	111	143	67			
CERES 2	1031	202	19.5%	111	74	94	87	127	57			
CERES 3	888	165	18.5%	79	68	68	77	96	49			
CERES 4	780	167	21.4%	87	73	87	70	97	60			
CERES 5	1074	247	22.9%	127	114	113	121	138	102			
CERES 6	1024	186	18.1%	99	78	76	96	117	57			
CERES 7	937	137	14.6%	82	40	67	53	84	37			
CERES 8	648	108	16.6%	40	53	31	61	50	45			
CERES 9	851	193	22.6%	102	70	91	78	107	63			
CERES 10	913	195	21.3%	121	65	90	92	123	61			
CERES 12	1035	268	25.8%	121	129	101	146	177	74			
CERES 13	491	87	17.7%	45	36	31	49	49	31			
CERES 14	993	149	15.0%	81	63	60	80	95	47			
CERES 17	453	75	16.5%	32	40	31	40	41	30			
CERES 18, 19	1079	172	15.9%	96	66	85	75	125	38			
CERES 20	782	127	16.2%	73	50	56	68	89	36			
CERES 21	615	63	10.2%	37	23	33	27	43	17			
CERES 22	750	168	22.4%	80	77	72	84	107	51			
CHATOM 1, 4	1220	176	14.4%	53	116	40	123	107	61			
CLAUS 2B	745	154	20.6%	54	94	60	86	96	52			
CLUB 1, WHITMORE 12	1050	168	16.0%	83	76	77	80	105	51			
CLUB 2	407	133	32.6%	62	63	55	68	77	53			
CLUB 3	683	87	12.7%	63	21	54	28	58	22			
CLUB 4	931	117	12.5%	72	39	51	54	66	44			
CLUB 5	481	102	21.2%	28	66	31	60	71	24			
COFFEE 7	536	115	21.4%	61	47	39	64	70	38			
DEL PUERTO 1, 2	1025	222	21.6%	54	159	64	148	151	63			
DEL PUERTO 3	674	153	22.7%	67	80	62	79	96	53			
DENAIR 1	1061	247	23.2%	85	155	70	168	156	86			
DENAIR 2	557	139	24.9%	66	69	60	76	88	46			
DENAIR 12	703	146	20.7%	61	82	56	84	88	55			
EMPIRE 3	649	130	20.0%	67	55	57	63	73	51			
EMPIRE 4	907	138	15.2%	85	49	51	78	82	48			
EMPIRE 5	797	175	21.9%	69	100	81	86	112	58			
HART RANSON 1	579	166	28.6%	66	92	64	89	117	44			
HICKMAN 1	637	152	23.8%	42	99	43	99	101	43			
HUGHSON 1, 3	1020	204	20.0%	99	91	71	113	127	64			
HUGHSON 2	961	217	22.5%	92	115	72	131	116	91			
LANGWORTH 1A	820	226	27.5%	75	140	75	142	154	62			
LANGWORTH 2B	753	156	20.7%	35	115	53	93	104	50			
LANGWORTH 4A	542	128	23.6%	36	87	41	83	89	38			
MC HENRY 1	441	67	15.1%	26	36	23	39	37	22			
MC HENRY 3, 7	1058	216	20.4%	87	118	79	124	137	69			
MODESTO 1	748	179	23.9%	79	95	66	100	103	67			
MODESTO 2	888	200	22.5%	87	106	64	127	121	73			
MODESTO 3	981	153	15.5%	94	53	65	79	96	51			
MODESTO 4	759	76	10.0%	57	15	35	34	47	21			
MODESTO 5	706	132	18.6%	77	47	64	54	73	49			
MODESTO 6	681	64	9.3%	40	22	34	26	43	19			
MODESTO 7	513	87	16.9%	42	38	44	35	48	34			
MODESTO 8	741	113	15.2%	64	43	56	48	72	35			
MODESTO 9, 12	1282	185	14.4%	97	80	84	93	127	52			
MODESTO 10, 11	981	203	20.6%	103	88	81	106	114	78			
MODESTO 13	585	168	28.7%	84	77	68	93	111	51			
MODESTO 14	734	126	17.1%	40	78	44	76	83	36			
MODESTO 15	821	175	21.3%	98	71	88	82	110	58			
MODESTO 17	507	103	20.3%	47	51	36	59	57	40			

Consolidated gubernatorial Primary Election - March 5, 2002 - Stanislaus County Official Results
 State Measures 40 thru 42

Page Number 255.042.001

	REG- ISTERED VOTERS	TURN- OUT PERCENTAGE	Propo- sals 40 - Calif. - YES NO	Bond Propo- sals 40 - Calif. - YES NO	Propo- sals 41 - Voting - YES NO	Bond Propo- sals 41 - Voting - YES NO	Propo- sals 42 - Transportation - YES NO	Improvement Propo- sals 42 - Transportation - YES NO
MODESTO 17	828	154 18.5%	75 73	62 81	62 81	102 48		
MODESTO 18	540	133 24.6%	62 68	60 70	71 59			
MODESTO 19	979	236 24.1%	120 104	123 99	143 82			
MODESTO 20	625	127 20.3%	60 64	51 67	73 46			
MODESTO 21	776	172 22.1%	95 72	71 89	120 48			
MODESTO 22	673	173 25.7%	98 64	96 66	100 64			
MODESTO 23	432	72 16.6%	51 16	38 30	42 26			
MODESTO 24	735	122 16.5%	71 40	57 54	78 35			
MODESTO 25	560	94 16.7%	59 33	45 47	67 27			
MODESTO 27	636	196 30.8%	127 58	107 77	106 77			
MODESTO 28	586	117 19.9%	60 50	48 61	67 43			
MODESTO 29	938	215 22.9%	102 102	90 112	149 59			
MODESTO 30	460	85 18.4%	52 30	39 39	52 27			
MODESTO 31, 54	992	246 24.7%	121 110	108 117	138 93			
MODESTO 32	844	135 15.9%	75 54	63 65	90 39			
MODESTO 33	602	141 23.4%	86 47	84 49	94 38			
MODESTO 34	558	172 30.8%	97 69	77 84	106 58			
MODESTO 35, 37	887	242 27.2%	131 92	118 105	128 99			
MODESTO 36	621	151 24.3%	81 61	74 68	100 45			
MODESTO 38, 39	1138	260 22.8%	143 106	118 121	182 66			
MODESTO 40, 41	950	197 20.7%	96 92	82 104	133 54			
MODESTO 42	774	236 30.4%	108 115	109 110	149 77			
MODESTO 43, 45	1020	206 20.1%	107 93	98 95	123 72			
MODESTO 44	450	132 29.3%	66 55	62 56	91 29			
MODESTO 46	696	144 20.6%	70 69	51 88	77 63			
MODESTO 47	826	210 25.4%	92 111	73 123	142 60			
MODESTO 48	947	248 26.1%	114 117	102 124	152 76			
MODESTO 50	740	182 24.5%	114 59	87 79	99 68			
MODESTO 51, 82	1029	171 16.6%	90 73	76 89	111 54			
MODESTO 53	735	77 10.4%	53 22	37 37	56 18			
MODESTO 55	733	134 18.2%	84 46	67 59	80 48			
MODESTO 56	715	181 25.3%	87 84	80 91	110 61			
MODESTO 57	505	99 19.6%	54 40	45 46	59 33			
MODESTO 58	782	105 13.4%	62 36	52 45	73 28			
MODESTO 59	606	126 20.7%	56 67	38 84	73 50			
MODESTO 60	755	181 23.9%	89 83	72 98	118 59			
MODESTO 61	1031	282 27.3%	138 128	119 143	183 86			
MODESTO 62	684	154 22.5%	71 75	70 77	94 53			
MODESTO 63	866	119 13.7%	85 29	61 45	79 30			
MODESTO 64	564	85 15.0%	48 36	35 48	57 27			
MODESTO 65	342	98 28.6%	50 46	49 43	66 29			
MODESTO 66	774	186 24.0%	101 80	76 94	128 51			
MODESTO 67	657	113 17.1%	65 46	60 48	73 37			
MODESTO 68	679	152 22.3%	74 70	67 73	112 29			
MODESTO 69, 107	1017	241 23.6%	114 110	99 123	158 65			
MODESTO 70	939	244 25.9%	102 125	78 149	166 66			
MODESTO 71	459	71 15.4%	36 31	31 37	45 22			
MODESTO 72	357	30 8.4%	20 8	14 13	17 12			
MODESTO 73	906	149 16.4%	99 50	83 63	103 44			
MODESTO 74	825	215 26.0%	87 118	76 127	147 59			
MODESTO 75	808	153 18.9%	72 76	60 86	102 46			
MODESTO 76	588	99 16.8%	43 53	46 50	71 26			
MODESTO 77	600	90 15.0%	42 44	30 53	50 35			
MODESTO 78	905	186 20.5%	98 84	79 101	107 74			
MODESTO 80	778	176 22.6%	82 80	71 89	110 52			
MODESTO 81, 89	1081	235 21.7%	114 110	92 130	138 89			
MODESTO 83	593	121 20.4%	56 60	55 59	83 32			
MODESTO 84	872	162 18.5%	68 89	65 91	118 38			
MODESTO 85, 153	739	117 15.8%	51 64	48 65	74 40			
MODESTO 86	484	81 16.7%	39 40	39 38	58 21			
MODESTO 88	678	146 21.5%	74 67	72 66	92 45			
MODESTO 90	853	219 25.6%	93 107	89 112	143 62			

Consolidated Gubernatorial Primary Election - March 5, 2002 - Stanislaus County Official Results
 State Measures 40 thru 42

Page Number 256.042.001

	REG- ISTERED VOTERS	TURN- OUT	TURN- OUT PERCENTAGE	Propo- sal 40 - Calif. -		Bond Act of 2002 - Calif. -		Mod- ern- iza- tion Vot- ing	Bond Act of 2002 - Vot- ing		Propo- sition 42 - Trans- portation		Im- prov- ement Act - Trans- portation	
				YES	NO	YES	NO		YES	NO	YES	NO		
MODESTO 91	613	106	17.2%	55	46	42	59		61	39				
MODESTO 93, 108	890	204	22.9%	97	91	81	103		118	75				
MODESTO 94	948	202	21.3%	88	107	67	126		131	65				
MODESTO 95, 98	817	167	20.4%	75	89	53	106		108	54				
MODESTO 97	968	196	20.2%	112	69	95	84		119	61				
MODESTO 99	731	138	18.8%	84	50	70	59		88	41				
MODESTO 100	713	128	17.9%	65	63	53	75		71	57				
MODESTO 101	936	168	17.9%	88	75	78	84		113	48				
MODESTO 102, 103	794	186	23.4%	83	88	74	97		112	58				
MODESTO 104	717	118	16.4%	53	60	42	71		75	38				
MODESTO 105	865	129	14.9%	63	58	56	65		75	46				
MODESTO 106	844	164	19.4%	86	77	84	79		104	59				
MODESTO 109	627	104	16.5%	59	42	60	40		63	37				
MODESTO 110	627	126	20.0%	60	59	60	59		82	37				
MODESTO 111	879	155	17.6%	76	69	67	79		99	48				
MODESTO 112	1105	210	19.0%	92	115	81	123		144	63				
MODESTO 113, 146	1105	243	21.9%	96	136	75	155		162	66				
MODESTO 115	767	73	9.5%	62	10	40	31		48	23				
MODESTO 118	967	238	24.6%	128	104	98	130		143	88				
MODESTO 119, 155	824	234	28.3%	107	116	102	116		172	52				
MODESTO 120	578	77	13.3%	43	31	39	34		52	22				
MODESTO 121	920	154	16.7%	84	62	68	75		104	43				
MODESTO 123	655	152	23.2%	67	78	70	79		106	43				
MODESTO 125	569	90	15.8%	46	38	42	42		53	32				
MODESTO 126	518	73	14.0%	34	37	28	42		48	23				
MODESTO 129	435	92	21.1%	36	52	31	56		54	35				
MODESTO 147	445	81	18.2%	30	50	30	48		59	21				
MODESTO 154, 156	1071	178	16.6%	87	87	81	86		125	48				
MODESTO 160	570	87	15.2%	49	33	46	33		56	25				
MT VIEW 1	987	179	18.1%	65	109	63	107		121	52				
NEWMAN 1	986	225	22.8%	112	101	96	110		132	77				
NEWMAN 2	906	193	21.3%	125	60	97	88		117	68				
NEWMAN 3	759	181	23.8%	92	86	85	88		124	52				
NORTH 1B, 2C, 3C	1217	236	19.3%	63	165	67	162		164	68				
NORTH 4A	547	71	13.1%	23	44	21	48		39	28				
DAKDALE 1A	804	142	17.6%	49	89	50	86		79	58				
DAKDALE 2	959	145	15.1%	76	64	63	72		96	41				
DAKDALE 3	740	138	18.6%	60	71	58	71		87	45				
DAKDALE 4B	1058	236	22.3%	90	140	89	138		166	62				
DAKDALE 5	1069	233	21.7%	117	108	118	100		142	80				
DAKDALE 6	767	144	18.7%	70	69	56	82		96	40				
DAKDALE 7	1073	202	18.8%	68	132	71	126		147	52				
PARADISE 4	873	121	13.8%	71	47	66	51		81	36				
PARADISE 5	549	74	13.4%	45	25	36	34		48	21				
PARADISE 7	877	166	18.9%	87	73	72	85		97	63				
PATTERSON 1	893	197	22.0%	94	89	91	90		107	76				
PATTERSON 2	1057	163	15.4%	78	79	68	88		99	60				
PATTERSON 3	819	132	16.1%	68	53	48	71		80	40				
PATTERSON 4	1116	188	16.8%	122	59	105	73		124	55				
RIVERBANK 1	1137	248	21.8%	112	127	93	141		158	78				
RIVERBANK 2	788	139	17.6%	78	48	56	68		98	28				
RIVERBANK 3	1044	166	15.9%	89	72	82	77		101	60				
RIVERBANK 4	720	113	15.6%	57	52	52	57		80	28				
RIVERBANK 5	669	142	21.2%	64	74	63	71		76	60				
RIVERBANK 6	1045	139	13.3%	84	53	63	71		85	51				
RIVERBANK 7	603	82	13.5%	45	36	39	41		54	26				
RIVERBANK 8	584	70	11.9%	37	32	28	38		45	22				
SALIDA 1	689	79	11.4%	35	44	31	48		56	23				
SALIDA 2	1012	160	15.8%	63	96	59	97		103	52				
SALIDA 3	851	168	19.7%	70	89	61	95		115	44				
SALIDA 4	884	121	13.6%	56	61	52	64		68	50				
SALIDA 6	990	201	20.3%	88	105	79	109		131	64				

Consolidated Gubernatorial Primary Election - March 5, 2002 - Stanislaus County Official Results
 State Measures 40 thru 42

Page Number 257.042.001

	REGISTERED VOTERS	TURNOUT	TURNOUT PERCENTAGE	Prop 40 - Coastal Protection		Prop 41 - Voting Moderization	Prop 42 - Transportation		Prop 42 - Transportation Improvement Act
				YES	NO		YES	NO	
SALIDA 7	840	160	19.0%	58	99	54	99	110	42
TURLOCK 1	849	112	13.1%	60	46	49	58	80	28
TURLOCK 2, 30	995	114	11.4%	54	55	53	57	74	37
TURLOCK 3, 4	1413	140	9.9%	78	59	66	68	88	48
TURLOCK 5	560	120	21.4%	61	57	50	64	79	39
TURLOCK 6	991	175	17.6%	72	97	63	104	119	50
TURLOCK 7	843	107	12.6%	56	48	50	51	71	30
TURLOCK 8	961	193	20.0%	65	117	66	108	125	52
TURLOCK 9	927	247	26.6%	113	126	95	132	180	53
TURLOCK 10	979	146	14.9%	72	69	52	89	100	43
TURLOCK 11	1232	98	7.7%	45	43	38	48	65	23
TURLOCK 12	1098	233	21.2%	80	138	77	136	178	39
TURLOCK 13	1330	180	13.5%	85	86	76	91	97	74
TURLOCK 14	1078	135	12.5%	86	47	64	63	86	46
TURLOCK 15	853	182	21.3%	74	104	86	88	109	67
TURLOCK 16	947	166	17.5%	79	80	72	86	101	57
TURLOCK 17	837	165	19.7%	80	80	69	89	112	46
TURLOCK 18, 29	1233	273	22.1%	110	153	100	158	188	81
TURLOCK 19	1032	168	16.2%	90	71	76	80	110	49
TURLOCK 20	871	183	21.0%	80	98	78	101	119	58
TURLOCK 22	1004	177	17.6%	61	108	65	101	119	51
TURLOCK 24	992	169	17.0%	61	102	60	99	113	49
TURLOCK 25	745	143	19.1%	67	74	55	82	96	45
TURLOCK 26	768	152	19.7%	61	86	52	92	98	47
TURLOCK 27	522	103	19.7%	43	57	29	68	71	29
TURLOCK 28	1063	245	23.0%	123	114	102	129	156	79
TURLOCK 32	1292	163	12.6%	95	64	81	75	109	48
TURLOCK 38, 40	1068	175	16.3%	79	91	81	86	103	66
WATERFORD 1	872	132	15.1%	61	64	43	81	80	49
WATERFORD 2	1160	222	19.1%	113	100	96	110	135	72
WATERFORD 3	877	167	19.0%	74	88	50	106	103	54
WESTPORT 1	814	182	22.3%	62	111	64	105	111	61
WESTPORT 2	744	115	15.4%	49	57	50	53	69	39
STAR 2, 3	710	179	25.2%	63	114	62	110	121	55
WHITMORE 1	902	142	15.7%	79	59	68	68	78	59
WHITMORE 5, 8	968	173	17.8%	47	118	53	116	109	57
WHITMORE 7	1022	218	21.3%	67	134	66	138	146	61
AV BALLOT GROUP 001	0	562	0.0%	192	344	192	332	407	128
AV BALLOT GROUP 002	0	773	0.0%	398	348	366	367	524	218
AV BALLOT GROUP 004	0	2554	0.0%	1412	1027	1214	1174	1703	716
AV BALLOT GROUP 005	0	5047	0.0%	2829	1982	2470	2229	3568	1243
AV BALLOT GROUP 006	0	3	0.0%	3	0	1	2	2	1
AV BALLOT GROUP 007	0	527	0.0%	335	175	250	244	345	157
AV BALLOT GROUP 008	0	826	0.0%	472	308	396	365	577	196
AV BALLOT GROUP 009	0	160	0.0%	107	50	77	79	103	53
AV BALLOT GROUP 011	0	65	0.0%	26	34	17	43	43	18
AV BALLOT GROUP 012	0	3	0.0%	0	3	1	1	2	0
AV BALLOT GROUP 014	0	818	0.0%	418	366	375	398	564	225
AV BALLOT GROUP 016	0	880	0.0%	458	377	401	414	600	231
AV BALLOT GROUP 017	0	3	0.0%	2	1	3	0	1	2
AV BALLOT GROUP 018	0	1232	0.0%	579	598	520	647	868	302
AV BALLOT GROUP 019	0	247	0.0%	114	119	108	121	160	69
AV BALLOT GROUP 020	0	259	0.0%	101	140	85	156	175	74
AV BALLOT GROUP 022	0	890	0.0%	404	451	390	458	641	220
AV BALLOT GROUP 023	0	2632	0.0%	1302	1216	1181	1293	1853	656
AV BALLOT GROUP 025	0	462	0.0%	256	192	218	224	306	141
AV BALLOT GROUP 026	0	146	0.0%	86	53	68	74	90	51
AV BALLOT GROUP 028	0	1	0.0%	0	1	0	1	0	1
AV BALLOT GROUP 029	0	172	0.0%	90	78	74	92	114	52
AV BALLOT GROUP 030	0	228	0.0%	138	77	129	83	150	60

Consolidated Governorial Primary Election - March 5, 2002 - Stanislaus County Official Results
State Measures 40 thru 42

Page Number 258.042.001

	REG- ISTERED VOTERS	T URN OUT P ER C E N T A G E		P ro p o s i t i o n 4 0 - C a l i f i a n P r o t e c t i o n	P ro p o s i t i o n 4 0 - o f C a l i f i a n P r o p o s i t i o n	M o d e r n i z a t i o n 4 1 - V o t i n g	P ro p o s i t i o n 4 1 - o f V o t i n g		P ro p o s i t i o n 4 2 - T r a n s p o r t a t i o n	P ro p o s i t i o n 4 2 - T r a n s p o r t a t i o n
				Y E S	N O	Y E S	N O		Y E S	N O
AV BALLOT GROUP 037	0	56	0.0%	28	25	17	31		41	9
AV BALLOT GROUP 041	0	4848	0.0%	2269	2363	2023	2521		3367	1271
AV BALLOT GROUP 042	0	0	0.0%	0	0	0	0		0	0
AV BALLOT GROUP 044	0	2767	0.0%	1227	1441	1151	1474		1909	739
AV BALLOT GROUP 045	0	956	0.0%	364	560	337	557		652	252
AV BALLOT GROUP 046	0	655	0.0%	312	323	287	349		469	164
AV BALLOT GROUP 047	0	517	0.0%	220	274	195	286		381	116
AV BALLOT GROUP 048	0	365	0.0%	140	214	135	207		242	110
AV BALLOT GROUP 049	0	168	0.0%	47	116	46	109		122	39
AIRPORT 1	0	0	0.0%	0	0	0	0		0	0
AIRPORT 3	12	6	50.0%	3	2	5	0		5	0
AIRPORT 4	0	0	0.0%	0	0	0	0		0	0
CASWELL 2	21	5	23.8%	1	4	0	5		5	0
CASWELL 4	162	43	26.5%	20	18	21	18		31	9
CASWELL 8	70	24	34.2%	12	12	15	9		20	3
CASWELL 9, 10	56	28	50.0%	14	13	8	18		15	13
CERES 11	106	34	32.0%	21	13	13	21		24	10
CERES 15	12	3	25.0%	1	2	0	3		2	1
CERES 16	8	5	62.5%	0	5	0	5		2	3
CERES 23	115	16	13.9%	10	4	8	6		11	3
CERES 25	12	5	41.6%	3	2	3	2		3	2
CERES 26	2	2	100.0%	0	2	0	2		2	0
CERES 27	0	0	0.0%	0	0	0	0		0	0
CERES 28	18	6	33.3%	0	6	0	6		2	4
CERES 29	0	0	0.0%	0	0	0	0		0	0
CLAUS 1	67	42	62.6%	27	14	18	23		24	18
CLAUS 2A	0	0	0.0%	0	0	0	0		0	0
CLAUS 3A	123	52	42.2%	18	34	15	37		30	21
CLAUS 3B	180	87	48.3%	33	52	30	52		52	28
CLUB 6, 7, 8	199	50	25.1%	30	17	29	18		33	13
CLUB 9	57	19	33.3%	9	9	9	9		11	7
CLUB 11	11	1	9.0%	1	0	0	1		0	1
CLUB 12	139	22	15.8%	14	5	11	7		13	6
CLUB 13	35	13	37.1%	4	9	2	11		8	4
CLUB 14	98	26	26.5%	9	13	8	12		15	9
CLUB 16	11	8	72.7%	4	4	4	4		3	4
COFFEE 2	318	120	37.7%	47	71	55	63		80	38
COFFEE 5, 8, 9, 10	64	34	53.1%	10	24	9	24		20	14
COFFEE 6	71	25	35.2%	17	7	12	11		21	3
COFFEE 11	270	106	39.2%	73	30	54	46		68	32
CROWS LANDING 1	4	0	0.0%	0	0	0	0		0	0
CROWS LANDING 2	50	18	36.0%	7	11	7	10		12	6
CROWS LANDING 3	10	3	30.0%	0	3	0	3		3	0
CROWS LANDING 4	189	110	58.2%	31	71	34	71		66	42
CROWS LANDING 5	136	65	47.7%	26	38	34	29		42	22
CROWS LANDING 6	70	36	51.4%	10	23	13	19		27	6
CROWS LANDING 7	93	43	46.2%	22	20	12	30		24	17
CROWS LANDING 8	183	79	43.1%	31	43	29	43		51	22
CROWS LANDING 9	5	3	60.0%	1	2	1	2		3	0
DEL PUERTO 4	0	0	0.0%	0	0	0	0		0	0
DEL PUERTO 5	0	0	0.0%	0	0	0	0		0	0
DEL PUERTO 6	76	35	46.0%	12	21	11	23		25	8
DEL PUERTO 7	11	5	45.4%	0	5	0	5		5	0
DEL PUERTO 8	0	0	0.0%	0	0	0	0		0	0
DENAIR 3, 4, 5	152	57	37.5%	23	31	20	33		36	18
DENAIR 6, 8	122	60	49.1%	22	37	26	28		42	16
DENAIR 7	193	77	39.8%	13	60	25	48		49	23
DENAIR 9, 10	258	107	41.4%	43	60	38	67		77	27
DENAIR 11	91	41	45.0%	15	24	16	22		31	8
DENAIR 13, 14, 16	106	40	37.7%	11	25	16	22		21	16
DENAIR 15	25	21	84.0%	11	10	13	8		19	2

Consolidated gubernatorial Primary Election - March 5, 2002 - Stanislaus County Official Results
 State Measures 40 thru 42

Page Number 259.042.001

	REGIS- TERED VOTERS	TURN- OUT PERCENTAGE	Costal Protection Prop 40 - Calif.	Prop 40 Act of 2002 - Calif.	Prop 41 - Voting Moder- nization	Prop 41 - Voting Prop 41 Act of 2002 -	Prop 42 - Transportation	Prop 42 - Transportation	Im- provement Act - Transportation
			YES	NO	YES	NO	YES	NO	YES
DENAIR 20	191	51 26.7%	25	24	18	28	36	11	
DENAIR 21	75	23 30.6%	15	8	11	12	18	5	
DENAIR 22	190	78 41.0%	12	66	19	59	59	19	
DENAIR 23	3	2 66.6%	0	2	0	2	0	1	
EMPIRE 6	118	40 33.8%	21	17	14	23	24	14	
EMPIRE 7	56	17 30.3%	4	12	7	9	11	4	
EMPIRE 8	1	100.0%	1	0	1	0	1	0	
EMPIRE 9	111	44 39.6%	20	23	14	29	29	13	
EMPIRE 10	0	0 0.0%	0	0	0	0	0	0	
EMPIRE 11	15	4 26.6%	3	0	0	2	2	0	
HART RANSOM 2	300	164 54.6%	45	111	46	105	116	40	
HART RANSOM 3	207	81 39.1%	43	35	30	47	43	32	
HART RANSOM 4	85	45 52.9%	19	24	13	30	32	9	
HART RANSOM 5	4	2 50.0%	2	0	2	0	2	0	
HICKMAN 2	94	48 51.0%	20	27	27	17	36	10	
HICKMAN 3	4	2 50.0%	2	0	1	1	1	1	
HUGHSON 4	0	0 0.0%	0	0	0	0	0	0	
LANGWORTH 1B	0	0 0.0%	0	0	0	0	0	0	
LANGWORTH 2A	197	78 39.5%	25	48	22	48	43	26	
LANGWORTH 2C	84	27 32.1%	12	15	9	17	20	7	
LANGWORTH 3A	303	109 35.9%	40	65	31	71	79	25	
LANGWORTH 3B	105	39 37.1%	8	27	8	27	31	5	
LANGWORTH 4B	3	2 66.6%	0	2	0	2	0	2	
MC HENRY 2, 8	146	77 52.7%	28	47	22	53	52	22	
MC HENRY 4	130	63 48.4%	27	35	22	37	45	17	
MC HENRY 5	23	10 43.4%	1	9	4	6	7	3	
MC HENRY 6	101	68 67.3%	31	34	33	31	52	14	
MODESTO 26	187	92 49.1%	68	17	51	32	62	22	
MODESTO 49	0	0 0.0%	0	0	0	0	0	0	
MODESTO 52	220	125 56.8%	62	57	51	65	92	25	
MODESTO 79	61	20 32.7%	10	7	11	7	15	2	
MODESTO 87	0	0 0.0%	0	0	0	0	0	0	
MODESTO 92	1	0 0.0%	0	0	0	0	0	0	
MODESTO 96	202	67 33.1%	31	32	30	34	37	28	
MODESTO 114	0	0 0.0%	0	0	0	0	0	0	
MODESTO 116, 134	0	0 0.0%	0	0	0	0	0	0	
MODESTO 117	113	49 43.3%	24	23	23	22	38	9	
MODESTO 122	104	31 29.8%	16	13	13	17	14	14	
MODESTO 124	9	3 33.3%	3	0	0	3	0	3	
MODESTO 127	82	54 65.8%	33	21	28	26	40	14	
MODESTO 128	14	9 64.2%	7	2	6	3	9	0	
MODESTO 130	184	81 44.0%	49	29	37	35	59	15	
MODESTO 131	90	47 52.2%	21	23	15	29	32	12	
MODESTO 132	165	102 61.8%	60	40	50	45	50	47	
MODESTO 133	211	87 41.2%	43	44	40	45	68	16	
MODESTO 137	0	0 0.0%	0	0	0	0	0	0	
MODESTO 138	64	18 28.1%	10	8	7	11	13	5	
MODESTO 139	112	25 22.3%	13	11	12	11	18	7	
MODESTO 140	72	40 55.5%	12	24	10	25	28	9	
MODESTO 141	185	43 23.2%	24	18	15	26	30	12	
MODESTO 142	0	0 0.0%	0	0	0	0	0	0	
MODESTO 143	53	19 35.8%	7	10	6	13	15	4	
MODESTO 144	94	17 18.0%	13	4	13	4	12	4	
MODESTO 145	91	35 38.4%	14	15	15	15	24	7	
MODESTO 149	45	17 37.7%	10	5	11	4	10	4	
MODESTO 150	64	10 15.6%	2	8	1	9	8	2	
MODESTO 151	218	64 29.3%	29	31	33	27	44	16	
MODESTO 152	42	17 40.4%	10	5	6	9	13	3	
MODESTO 157	0	0 0.0%	0	0	0	0	0	0	
MODESTO 158	131	90 68.7%	38	51	40	49	66	23	
MODESTO 159	66	34 51.5%	19	14	19	12	17	16	

Consolidated gubernatorial Primary Election - March 5, 2002 - Stanislaus County Official Results
State Measures 40 thru 42

Page Number 260.042.001

	REG- ISTERED VOTERS	T URN OUT	T URN OUT P ER C E N T A G E	P r o p o s i t i o n 4 0 - C a l i f .		P r o p o s i t i o n 4 1 - C a l i f .		P r o p o s i t i o n 4 1 - V o t i n g		P r o p o s i t i o n 4 2 - T r a n s p o r t a t i o n		P r o p o s i t i o n 4 2 - T r a n s p o r t a t i o n	
				Y E S	N O	Y E S	N O	Y E S	N O	Y E S	N O	Y E S	N O
MT VIEW 2	68	14	20.5%	10	4	5	8	10	4				
MT VIEW 3	205	77	37.5%	36	39	29	44	51	22				
NEWMAN 4	132	47	35.6%	22	24	18	28	35	10				
NEWMAN 5,6	2	0	0.0%	0	0	0	0	0	0				
NORTH 1A	178	76	42.6%	27	45	31	42	56	15				
NORTH 2A	75	44	58.6%	14	25	14	26	34	5				
NORTH 2B	184	55	29.8%	18	32	17	33	30	20				
NORTH 3A	112	54	48.2%	13	40	19	35	42	11				
NORTH 4B	332	148	44.5%	58	83	56	81	99	42				
OAKDALE 1B	206	44	21.3%	26	16	23	19	26	16				
OAKDALE 4A	71	39	54.9%	20	16	21	13	22	14				
OAKDALE 8, 9	144	85	59.0%	30	50	44	37	61	18				
OAKDALE 10, 12	167	78	46.7%	32	41	21	52	56	17				
OAKDALE 11	199	48	24.1%	27	18	26	19	28	17				
OAKDALE 13	106	44	41.5%	20	24	21	23	27	17				
OAKDALE 14	8	5	62.5%	3	1	1	3	2	2				
OAKDALE 15	9	2	22.2%	0	2	0	2	2	0				
PARADISE 1	202	75	37.1%	34	37	24	47	49	22				
PARADISE 2	232	84	36.2%	29	51	28	52	54	26				
PARADISE 3	13	9	69.2%	4	5	4	4	5	4				
PARADISE 6	134	61	45.5%	18	36	23	33	39	16				
PARADISE 8	202	44	21.7%	23	20	22	21	29	14				
PARADISE 9	12	3	25.0%	3	0	3	0	2	0				
PARADISE 10	153	83	54.2%	46	35	43	35	53	28				
PARADISE 11	5	5	100.0%	2	3	0	5	3	2				
PARADISE 12	9	2	22.2%	2	0	2	0	1	1				
PARADISE 13	24	10	41.6%	5	2	3	4	5	2				
PARADISE 14	9	5	55.5%	0	5	1	4	1	4				
PARADISE 15, 21	169	90	53.2%	34	54	31	56	62	26				
PARADISE 16, 17	85	42	49.4%	19	20	18	22	31	9				
PARADISE 18	28	11	39.2%	6	5	5	6	8	3				
PARADISE 19	67	38	56.7%	22	13	16	17	18	11				
PARADISE 20	193	42	21.7%	30	10	25	17	27	12				
PARADISE 22	42	14	33.3%	5	9	8	6	12	2				
PARADISE 23	23	14	60.8%	2	11	2	11	9	4				
PARADISE 24	188	55	29.2%	32	19	23	25	38	16				
PATTERSON 5	211	79	37.4%	31	45	26	50	64	11				
PATTERSON 6	218	70	32.1%	33	33	28	40	52	16				
PATTERSON 7	0	0	0.0%	0	0	0	0	0	0				
RIVERBANK 9	178	36	20.2%	15	20	10	25	24	11				
SALIDA 5	70	38	54.2%	10	26	10	24	21	13				
SALIDA 8	326	186	57.0%	43	132	47	124	127	44				
TURLOCK 21	3	2	66.6%	0	2	0	2	2	0				
TURLOCK 23	41	24	58.5%	10	13	10	13	17	7				
TURLOCK 31	69	32	46.3%	13	19	15	16	21	10				
TURLOCK 33, 34, 35, 36	11	3	27.2%	0	3	0	3	3	0				
TURLOCK 37	150	55	36.6%	30	21	22	29	38	11				
TURLOCK 39	209	59	28.2%	22	35	18	39	41	17				
TURLOCK 41	11	3	27.2%	0	3	1	2	1	2				
TURLOCK 42	2	0	0.0%	0	0	0	0	0	0				
TURLOCK 43	4	1	25.0%	0	1	0	1	0	1				
STAR 1A	3	2	66.6%	0	2	0	2	1	1				
STAR 1B	87	32	36.7%	6	26	9	23	29	3				
STAR 4	110	60	54.5%	14	46	18	39	40	20				
WHITMORE 2, 9	131	38	29.0%	20	16	15	23	24	13				
WHITMORE 3	94	47	50.0%	12	35	16	30	32	15				
WHITMORE 4	0	0	0.0%	0	0	0	0	0	0				
WHITMORE 6	0	0	0.0%	0	0	0	0	0	0				
**** T O T A L S ****	197856	72943	36.8%	35358	34362	31053	37444	48333	21172				

Consolidated Gubernatorial Primary Election - March 5, 2002 - Stanislaus County Official Results
 State Measures 43 thru 45

Page Number 262.043.001

	REGISTRED VOTERS	TURNOUT	TURNOUT PERCENTAGE	Have 43 - Right to YES	Vote 43 - Counted - Right to NO	Unprofessional - Chiropractors YES	Product 44 - Amendment - Chiropractors NO	Term 45 - Limits/Local Legislative YES	Prop 45 - Petition - Legislative NO
AIRPORT 2	679	70	10.3%	44	20	46	18	35	29
CASWELL 1	1056	100	9.4%	71	18	61	28	55	35
CASWELL 3	465	54	11.6%	40	5	30	15	29	17
CASWELL 5, 6	1105	121	10.9%	84	23	85	24	64	48
CASWELL 7	888	126	14.1%	86	34	78	41	53	71
CERES 1	923	215	23.2%	143	61	158	42	96	108
CERES 2	1031	202	19.5%	129	52	124	52	83	99
CERES 3	888	165	18.5%	100	43	98	42	63	85
CERES 4	780	167	21.4%	108	44	112	36	69	86
CERES 5	1074	247	22.9%	167	58	165	61	105	124
CERES 6	1024	186	18.1%	119	52	128	45	74	97
CERES 7	937	137	14.6%	93	22	87	23	69	48
CERES 8	648	108	16.6%	64	31	47	41	33	60
CERES 9	851	193	22.6%	133	36	127	32	78	95
CERES 10	913	195	21.3%	126	54	127	51	90	90
CERES 12	1035	268	25.8%	150	92	175	57	92	152
CERES 13	491	87	17.7%	53	25	59	18	39	39
CERES 14	993	149	15.0%	93	43	91	42	56	82
CERES 17	453	75	16.5%	47	22	49	17	29	39
CERES 18, 19	1079	172	15.9%	113	42	117	37	83	72
CERES 20	782	127	16.2%	84	36	87	32	62	61
CERES 21	615	63	10.2%	46	13	48	11	31	29
CERES 22	750	168	22.4%	103	49	110	40	68	84
CHATOM 1, 4	1220	176	14.4%	92	67	106	50	47	114
CLAUS 2B	745	154	20.6%	97	46	96	45	43	99
CLUB 1, WHITMORE 12	1050	168	16.0%	108	48	115	35	69	84
CLUB 2	407	133	32.6%	65	54	82	40	49	77
CLUB 3	683	87	12.7%	71	9	59	19	47	32
CLUB 4	931	117	12.5%	76	29	70	32	57	47
CLUB 5	481	102	21.2%	58	36	71	21	30	67
COFFEE 7	536	115	21.4%	69	37	82	23	42	66
DEL PUERTO 1, 2	1025	222	21.6%	117	93	140	72	76	137
DEL PUERTO 3	674	153	22.7%	75	55	94	35	55	78
DENAIR 1	1061	247	23.2%	132	101	159	73	84	152
DENAIR 2	557	139	24.9%	81	50	95	36	53	79
DENAIR 12	703	146	20.7%	85	55	108	32	49	93
EMPIRE 3	649	130	20.0%	100	24	84	38	54	69
EMPIRE 4	907	138	15.2%	94	33	91	40	55	74
EMPIRE 5	797	175	21.9%	104	53	123	34	65	98
HART RANSON 1	579	166	28.6%	97	52	112	43	62	95
HICKMAN 1	637	152	23.8%	78	59	96	42	45	97
HUGHSON 1, 3	1020	204	20.0%	126	58	135	53	76	113
HUGHSON 2	961	217	22.5%	132	71	147	50	73	131
LANGWORTH 1A	820	226	27.5%	117	91	151	57	68	141
LANGWORTH 2B	753	156	20.7%	88	60	103	47	59	91
LANGWORTH 4A	542	128	23.6%	67	53	94	24	41	76
MC HENRY 1	441	67	15.1%	41	20	44	17	21	38
MC HENRY 3, 7	1058	216	20.4%	114	88	156	48	72	134
MODESTO 1	748	179	23.9%	115	39	119	40	76	86
MODESTO 2	888	200	22.5%	110	75	130	53	74	115
MODESTO 3	981	153	15.5%	102	39	108	32	78	64
MODESTO 4	759	76	10.0%	53	11	47	15	36	30
MODESTO 5	706	132	18.6%	89	22	83	27	44	68
MODESTO 6	681	64	9.3%	53	6	46	11	34	25
MODESTO 7	513	87	16.9%	58	19	57	19	41	37
MODESTO 8	741	113	15.2%	80	19	77	20	58	44
MODESTO 9, 12	1282	185	14.4%	127	41	129	39	82	91
MODESTO 10, 11	981	203	20.6%	117	61	130	47	75	104
MODESTO 13	585	168	28.7%	111	43	118	36	66	92
MODESTO 14	734	126	17.1%	75	41	75	40	49	66
MODESTO 15	821	175	21.3%	109	52	127	34	70	92

Consolidated gubernatorial Primary Election - March 5, 2002 - Stanislaus County Official Results
State Measures 43 thru 45

Page Number 263.043.001

	REGISTRED VOTERS	TURNOUT	TURNOUT PERCENTAGE	Have Prop 43 - Right to YES	Have Prop 43 - Right to NO	Unprofessional - Chiropractors YES	Unprofessional - Chiropractors NO	Conduct Amendmnet - Chiropractors YES	Conduct Amendmnet - Chiropractors NO	Term Limits/Local Legislative YES	Term Limits/Local Legislative NO	Prop 45 - Legion - Legislative YES	Prop 45 - Legion - Legislative NO
MODESTO 17	828	154	18.5%	98	40	102	36	63	78				
MODESTO 18	540	133	24.6%	84	41	110	15	50	74				
MODESTO 19	979	236	24.1%	150	61	163	42	108	106				
MODESTO 20	625	127	20.3%	83	36	86	32	54	68				
MODESTO 21	776	172	22.1%	103	55	115	41	70	91				
MODESTO 22	673	173	25.7%	107	48	130	26	75	86				
MODESTO 23	432	72	16.6%	49	12	41	21	31	30				
MODESTO 24	735	122	16.5%	74	28	69	34	61	41				
MODESTO 25	560	94	16.7%	76	13	65	20	43	47				
MODESTO 27	636	196	30.8%	132	42	134	38	103	74				
MODESTO 28	586	117	19.9%	75	28	80	23	42	64				
MODESTO 29	938	215	22.9%	147	52	147	50	98	107				
MODESTO 30	460	85	18.4%	53	22	57	19	41	35				
MODESTO 31, 54	992	246	24.7%	162	52	166	47	103	115				
MODESTO 32	844	135	15.9%	87	38	93	28	47	79				
MODESTO 33	602	141	23.4%	96	30	105	18	58	65				
MODESTO 34	558	172	30.8%	99	56	118	38	71	85				
MODESTO 35, 37	887	242	27.2%	155	62	186	31	94	127				
MODESTO 36	621	151	24.3%	106	36	118	21	69	75				
MODESTO 38, 39	1138	260	22.8%	169	70	187	53	130	115				
MODESTO 40, 41	950	197	20.7%	125	56	145	36	84	98				
MODESTO 42	774	236	30.4%	140	71	167	44	100	120				
MODESTO 43, 45	1020	206	20.1%	127	62	155	30	92	95				
MODESTO 44	450	132	29.3%	79	33	93	22	51	66				
MODESTO 46	696	144	20.6%	97	41	113	22	61	78				
MODESTO 47	826	210	25.4%	121	71	145	45	80	114				
MODESTO 48	947	248	26.1%	162	64	181	46	99	126				
MODESTO 50	740	182	24.5%	122	39	124	36	80	86				
MODESTO 51, 82	1029	171	16.6%	109	52	121	39	62	96				
MODESTO 53	735	77	10.4%	50	21	52	17	40	32				
MODESTO 55	733	134	18.2%	85	40	94	31	71	58				
MODESTO 56	715	181	25.3%	98	66	129	38	67	100				
MODESTO 57	505	99	19.6%	64	23	67	20	42	46				
MODESTO 58	782	105	13.4%	75	24	78	20	45	55				
MODESTO 59	606	126	20.7%	67	50	93	24	46	74				
MODESTO 60	755	181	23.9%	110	53	128	35	77	89				
MODESTO 61	1031	282	27.3%	150	106	186	66	126	136				
MODESTO 62	684	154	22.5%	94	46	105	33	64	77				
MODESTO 63	866	119	13.7%	79	27	72	37	64	42				
MODESTO 64	564	85	15.0%	52	28	58	21	49	33				
MODESTO 65	342	98	28.6%	65	19	70	15	39	47				
MODESTO 66	774	186	24.0%	124	41	126	39	65	105				
MODESTO 67	657	113	17.1%	68	39	74	30	51	55				
MODESTO 68	679	152	22.3%	87	48	110	25	58	80				
MODESTO 69, 107	1017	241	23.6%	131	79	169	39	89	128				
MODESTO 70	939	244	25.9%	146	72	174	44	82	141				
MODESTO 71	459	71	15.4%	48	19	42	21	25	41				
MODESTO 72	357	30	8.4%	20	7	21	6	11	17				
MODESTO 73	906	149	16.4%	118	24	104	37	67	75				
MODESTO 74	825	215	26.0%	112	90	148	51	75	127				
MODESTO 75	808	153	18.9%	93	53	117	25	50	97				
MODESTO 76	588	99	16.8%	58	33	61	31	40	52				
MODESTO 77	600	90	15.0%	50	28	54	25	43	39				
MODESTO 78	905	186	20.5%	123	53	127	49	93	83				
MODESTO 80	778	176	22.6%	107	51	110	43	64	96				
MODESTO 81, 89	1081	235	21.7%	135	78	163	49	96	119				
MODESTO 83	593	121	20.4%	76	33	81	27	45	65				
MODESTO 84	872	162	18.5%	89	68	121	37	68	89				
MODESTO 85, 153	739	117	15.8%	80	33	89	22	49	63				
MODESTO 86	484	81	16.7%	56	21	60	17	19	55				
MODESTO 88	678	146	21.5%	92	41	112	22	55	84				

Consolidated gubernatorial Primary Election - March 5, 2002 - Stanislaus County Official Results
 State Measures 43 thru 45

Page Number 264.043.001

	REGIS- TERED VOTERS	TURN- OUT	TURN- OUT PERCENT- AGE	Propo- sition 43 - Right to YES	Propo- sition 43 - Right to NO	Unpro- fession- al Propo- sition 44 - Chiroprac- tors YES	Conduc- t Propo- sition 44 - Chiroprac- tors NO	Term Propo- sition 45 - Legisla- tive YES	Propo- sition 45 - Legisla- tive NO
MODESTO 91	613	106	17.2%	71	28	79	19	45	54
MODESTO 93, 108	890	204	22.9%	123	59	150	32	84	108
MODESTO 94	948	202	21.3%	121	69	154	36	72	121
MODESTO 95, 98	817	167	20.4%	90	62	120	31	64	88
MODESTO 97	968	196	20.2%	130	50	123	47	91	90
MODESTO 99	731	138	18.8%	94	25	89	27	59	65
MODESTO 100	713	128	17.9%	85	39	101	24	40	84
MODESTO 101	936	168	17.9%	104	53	112	46	68	92
MODESTO 102, 103	794	186	23.4%	103	58	126	32	61	101
MODESTO 104	717	118	16.4%	75	33	75	35	50	60
MODESTO 105	865	129	14.9%	89	33	86	34	54	65
MODESTO 106	844	164	19.4%	119	40	122	36	68	92
MODESTO 109	627	104	16.5%	70	31	78	23	41	58
MODESTO 110	627	126	20.0%	62	51	82	31	51	62
MODESTO 111	879	155	17.6%	99	44	109	33	59	85
MODESTO 112	1105	210	19.0%	118	79	155	43	60	140
MODESTO 113, 146	1105	243	21.9%	139	82	179	45	94	130
MODESTO 115	767	73	9.5%	55	10	53	15	37	31
MODESTO 118	967	238	24.6%	152	68	167	50	92	135
MODESTO 119, 155	824	234	28.3%	140	75	180	36	93	126
MODESTO 120	578	77	13.3%	49	21	49	22	31	42
MODESTO 121	920	154	16.7%	104	31	114	21	54	80
MODESTO 123	655	152	23.2%	95	41	110	25	48	88
MODESTO 125	569	90	15.8%	53	29	72	11	32	50
MODESTO 126	518	73	14.0%	45	25	54	16	27	44
MODESTO 129	435	92	21.1%	58	28	67	21	38	51
MODESTO 147	445	81	18.2%	43	32	57	17	28	49
MODESTO 154, 156	1071	178	16.6%	107	50	123	39	71	95
MODESTO 160	570	87	15.2%	59	18	58	18	50	32
MT VIEW 1	987	179	18.1%	88	78	118	45	60	109
NEWMAN 1	986	225	22.8%	145	63	155	51	102	113
NEWMAN 2	906	193	21.3%	136	48	141	38	100	85
NEWMAN 3	759	181	23.8%	124	45	116	50	76	95
NORTH 1B, 2C, 3C	1217	236	19.3%	135	90	178	47	75	157
NORTH 4A	541	71	13.1%	36	31	45	21	18	46
DAKDALE 1A	804	142	17.6%	95	40	96	36	45	87
DAKDALE 2	959	145	15.1%	96	35	90	39	57	79
DAKDALE 3	740	138	18.6%	90	40	91	36	44	84
DAKDALE 4B	1058	236	22.3%	141	85	170	53	85	139
DAKDALE 5	1069	233	21.7%	165	53	169	43	94	129
DAKDALE 6	767	144	18.7%	86	45	93	33	50	84
DAKDALE 7	1073	202	18.8%	93	99	145	46	61	133
PARADISE 4	873	121	13.8%	88	27	87	24	60	59
PARADISE 5	549	74	13.4%	46	22	54	15	39	32
PARADISE 7	877	166	18.9%	125	34	114	39	79	82
PATTERSON 1	893	197	22.0%	130	47	124	51	72	105
PATTERSON 2	1057	163	15.4%	102	55	118	39	68	90
PATTERSON 3	819	132	16.1%	81	35	83	30	46	72
PATTERSON 4	1116	188	16.8%	131	40	137	35	89	88
RIVERBANK 1	1137	248	21.8%	158	75	182	53	98	139
RIVERBANK 2	788	139	17.6%	87	35	94	31	60	67
RIVERBANK 3	1044	166	15.9%	101	50	106	43	71	81
RIVERBANK 4	720	113	15.6%	71	40	77	28	47	64
RIVERBANK 5	669	142	21.2%	78	54	105	28	51	85
RIVERBANK 6	1045	139	13.3%	100	32	97	35	68	65
RIVERBANK 7	603	82	13.5%	58	20	60	19	42	37
RIVERBANK 8	584	70	11.9%	40	24	42	20	30	37
SALIDA 1	689	79	11.4%	43	34	59	16	32	45
SALIDA 2	1012	160	15.8%	110	47	114	41	51	106
SALIDA 3	851	168	19.7%	106	48	122	29	79	83
SALIDA 4	884	121	13.6%	81	33	81	35	51	64
SALIDA 6	990	201	20.3%	123	67	137	49	84	108

Consolidated gubernatorial Primary Election - March 5, 2002 - Stanislaus County Official Results
 State Measures 43 thru 45

Page Number 265.043.001

	REGISTERED VOTERS	TURNOUT	TURNOUT PERCENTAGE	Have Prop 43 - Right to		Vote Counted - Right to		Unprofessional - Chiropractors	Conduct - Amendment - Chiropractors		Term Limits / Local Legislative	Voter Petition - Legislative	
				YES	NO	YES	NO		YES	NO		YES	NO
SALIDA 7	840	160	19.0%	88	60	122	27	92	14	71	81		
TURLOCK 1	849	112	13.1%	76	30	92	14	77	27	61	46		
TURLOCK 2, 30	995	114	11.4%	77	28	77	27	101	30	42	65		
TURLOCK 3, 4	1413	140	9.9%	92	41	101	30	86	24	64	66		
TURLOCK 5	560	120	21.4%	73	42	86	24	127	36	53	65		
TURLOCK 6	991	175	17.6%	90	72	127	36	73	26	75	93		
TURLOCK 7	843	107	12.6%	72	30	73	26	134	35	39	63		
TURLOCK 8	961	193	20.0%	79	95	134	35	189	32	61	116		
TURLOCK 9	927	247	26.6%	124	101	189	32	112	22	88	148		
TURLOCK 10	979	146	14.9%	80	59	112	22	61	22	54	85		
TURLOCK 11	1232	96	7.7%	52	32	61	22	162	41	39	48		
TURLOCK 12	1098	233	21.2%	109	96	162	41	139	23	71	145		
TURLOCK 13	1330	180	13.5%	112	53	139	23	88	37	70	100		
TURLOCK 14	1078	135	12.5%	87	39	88	37	133	36	56	76		
TURLOCK 15	853	182	21.3%	116	54	133	36	120	35	82	89		
TURLOCK 16	947	166	17.5%	101	54	120	35	116	35	52	105		
TURLOCK 17	837	165	19.7%	102	53	116	35	198	55	60	92		
TURLOCK 18, 29	1233	273	22.1%	151	100	198	55	115	34	97	167		
TURLOCK 19	1032	168	16.2%	100	51	115	34	132	43	79	80		
TURLOCK 20	871	183	21.0%	110	63	132	43	117	46	73	105		
TURLOCK 22	1004	177	17.6%	94	70	117	46	111	42	56	110		
TURLOCK 24	992	169	17.0%	91	63	111	42	110	31	67	92		
TURLOCK 25	745	143	19.1%	94	46	110	31	100	39	49	92		
TURLOCK 26	768	152	19.7%	72	67	100	39	79	19	56	91		
TURLOCK 27	522	103	19.7%	48	48	79	19	173	48	35	62		
TURLOCK 28	1063	245	23.0%	134	88	173	48	113	39	96	138		
TURLOCK 32	1292	163	12.6%	118	36	113	39	137	31	89	66		
TURLOCK 38, 40	1068	175	16.3%	105	61	137	31	101	32	71	97		
WATERFORD 1	872	132	15.1%	80	44	90	35	152	49	49	79		
WATERFORD 2	1160	222	19.1%	141	64	152	49	111	43	78	126		
WATERFORD 3	877	167	19.0%	95	56	111	43	126	42	56	101		
WESTPORT 1	814	182	22.3%	104	66	126	42	79	27	68	104		
WESTPORT 2	744	115	15.4%	73	34	79	27	121	48	44	65		
STAR 2, 3	710	179	25.2%	88	81	121	48	101	32	60	114		
WHITMORE 1	902	142	15.7%	101	34	101	32	105	58	58	73		
WHITMORE 5, 8	968	173	17.8%	87	75	105	58	134	64	55	110		
WHITMORE 7	1022	218	21.3%	110	90	134	64	442	77	58	145		
AV BALLOT GROUP 001	0	562	0.0%	353	168	442	77	590	116	184	331		
AV BALLOT GROUP 002	0	773	0.0%	555	153	590	116	1914	410	341	376		
AV BALLOT GROUP 004	0	2554	0.0%	1846	508	1914	410	3881	676	1050	1325		
AV BALLOT GROUP 005	0	5047	0.0%	3650	929	3881	676	2133	2546	2133	2546		
AV BALLOT GROUP 006	0	3	0.0%	3	0	3	0	1	2	1	2		
AV BALLOT GROUP 007	0	527	0.0%	401	83	384	99	609	130	228	257		
AV BALLOT GROUP 008	0	826	0.0%	592	152	609	130	127	27	349	418		
AV BALLOT GROUP 009	0	160	0.0%	131	22	127	27	49	12	74	79		
AV BALLOT GROUP 011	0	65	0.0%	41	18	49	12	1	1	26	35		
AV BALLOT GROUP 012	0	3	0.0%	1	2	1	1	0	2	0	2		
AV BALLOT GROUP 014	0	818	0.0%	579	176	651	98	690	105	337	431		
AV BALLOT GROUP 016	0	880	0.0%	602	195	690	105	1	2	349	469		
AV BALLOT GROUP 017	0	3	0.0%	3	0	1	2	2	1	2	1		
AV BALLOT GROUP 018	0	1232	0.0%	791	333	934	187	177	48	438	706		
AV BALLOT GROUP 019	0	247	0.0%	175	59	177	48	192	45	87	141		
AV BALLOT GROUP 020	0	259	0.0%	174	66	192	45	718	110	101	142		
AV BALLOT GROUP 022	0	890	0.0%	600	235	718	110	2049	345	356	479		
AV BALLOT GROUP 023	0	2632	0.0%	1790	627	2049	345	339	82	1035	1419		
AV BALLOT GROUP 025	0	462	0.0%	344	81	339	82	120	22	202	233		
AV BALLOT GROUP 026	0	146	0.0%	123	19	120	22	0	1	61	82		
AV BALLOT GROUP 028	0	1	0.0%	0	1	0	1	0	1	0	1		
AV BALLOT GROUP 029	0	172	0.0%	141	24	140	24	164	42	85	86		
AV BALLOT GROUP 030	0	228	0.0%	185	35	164	42	22	5	110	107		
AV BALLOT GROUP 031	0	28	0.0%	23	4	22	5	2365	533	17	11		
AV BALLOT GROUP 032	0	3185	0.0%	2282	646	2365	533	1372	1592	1372	1592		

Consolidated Gubernatorial Primary Election - March 5, 2002 - Stanislaus County Official Results
 State Measures 43 thru 45

Page Number 267.043.001

	REGIS- TERED VOTERS	T U R N O U T	T U R N O U T P E R C E N T A G E	P R O P O S E - R I G H T T O	P R O P O S E - R I G H T T O	U N P R O F E S S I O N A L C H I R O P R A C T O R S	C O N D U C T - A M E N D M E N T - C H I R O P R A C T O R S	T E R M L I M I T S / L O C A L L E G I S L A T I V E	V O T E R P E T I T I O N - L E G I S L A T I V E
				Y E S	N O	Y E S	N O	Y E S	N O
DENAIR 20	191	51	26.7%	27	15	32	9	19	27
DENAIR 21	75	23	30.6%	16	7	20	2	12	10
DENAIR 22	190	78	41.0%	34	41	58	19	25	52
DENAIR 23	3	2	66.6%	0	2	1	0	0	1
EMPIRE 6	118	40	33.8%	27	7	29	10	14	25
EMPIRE 7	56	17	30.3%	9	7	13	4	5	12
EMPIRE 8	1	1	100.0%	0	1	1	0	1	0
EMPIRE 9	111	44	39.6%	21	21	31	11	8	33
EMPIRE 10	0	0	0.0%	0	0	0	0	0	0
EMPIRE 11	15	4	26.6%	2	0	2	0	2	1
HART RANSOM 2	300	164	54.6%	88	57	118	30	53	99
HART RANSOM 3	207	81	39.1%	67	11	61	15	34	44
HART RANSOM 4	85	45	52.9%	22	19	34	7	11	31
HART RANSOM 5	4	2	50.0%	2	0	2	0	0	2
HICKMAN 2	94	48	51.0%	38	5	37	9	17	29
HICKMAN 3	4	2	50.0%	2	0	1	1	1	0
HUGHSON 4	0	0	0.0%	0	0	0	0	0	0
LANGWORTH 1B	0	0	0.0%	0	0	0	0	0	0
LANGWORTH 2A	197	78	39.5%	53	18	61	5	30	40
LANGWORTH 2C	84	27	32.1%	19	7	22	4	13	14
LANGWORTH 3A	303	109	35.9%	71	30	86	12	37	62
LANGWORTH 3B	105	39	37.1%	22	13	29	5	5	29
LANGWORTH 4B	3	2	66.6%	2	0	2	0	0	2
MC HENRY 2, 8	146	77	52.7%	47	26	60	8	33	35
MC HENRY 4	130	63	48.4%	44	13	51	7	28	32
MC HENRY 5	23	10	43.4%	4	6	9	1	2	8
MC HENRY 6	101	68	67.3%	37	28	54	9	25	41
MODESTO 26	187	92	49.1%	69	13	70	12	37	46
MODESTO 49	0	0	0.0%	0	0	0	0	0	0
MODESTO 52	220	125	56.8%	81	37	110	10	37	79
MODESTO 79	61	20	32.7%	14	5	12	4	9	9
MODESTO 87	0	0	0.0%	0	0	0	0	0	0
MODESTO 92	1	0	0.0%	0	0	0	0	0	0
MODESTO 96	202	67	33.1%	50	15	51	14	30	35
MODESTO 114	0	0	0.0%	0	0	0	0	0	0
MODESTO 116, 134	0	0	0.0%	0	0	0	0	0	0
MODESTO 117	113	49	43.3%	33	13	37	7	17	28
MODESTO 122	104	31	29.8%	22	7	25	4	11	18
MODESTO 124	9	3	33.3%	3	0	3	0	0	3
MODESTO 127	82	54	65.8%	34	18	41	10	22	30
MODESTO 128	14	9	64.2%	8	0	7	2	3	6
MODESTO 130	184	81	44.0%	55	19	63	10	40	35
MODESTO 131	90	47	52.2%	26	16	27	16	12	31
MODESTO 132	165	102	61.8%	74	23	79	14	46	45
MODESTO 133	211	87	41.2%	51	26	57	18	34	44
MODESTO 137	0	0	0.0%	0	0	0	0	0	0
MODESTO 138	64	18	28.1%	7	10	13	4	4	11
MODESTO 139	112	25	22.3%	16	8	17	5	9	13
MODESTO 140	72	40	55.5%	21	15	26	9	9	27
MODESTO 141	185	43	23.2%	30	10	35	5	21	20
MODESTO 142	0	0	0.0%	0	0	0	0	0	0
MODESTO 143	53	19	35.8%	14	4	16	0	4	15
MODESTO 144	94	17	18.0%	11	3	13	2	12	5
MODESTO 145	91	35	38.4%	20	10	18	12	11	18
MODESTO 149	45	17	37.7%	13	2	15	0	5	11
MODESTO 150	64	10	15.6%	8	2	6	4	3	7
MODESTO 151	218	64	29.3%	42	17	48	8	21	37
MODESTO 152	42	17	40.4%	11	4	9	5	5	8
MODESTO 157	0	0	0.0%	0	0	0	0	0	0
MODESTO 158	131	90	68.7%	54	29	67	19	27	56
MODESTO 159	66	34	51.5%	21	5	24	5	20	8
MODESTO 161	0	0	0.0%	0	0	0	0	0	0

Consolidated gubernatorial Primary Election - March 5, 2002 - Stanislaus County Official Results
 State Measures 43 thru 45

Page Number 268.043.001

	REGISTRED VOTERS	TURNOUT PERCENTAGE	Prop 43 - Right to Have	Vote Counted - Right to	Unprofessional - Chiropractors	Conduct - Amendment - Chiropractors	Term Limits / Local Legislative	Prop 45 - Legislative	Prop 45 - Legislative
			YES	NO	YES	NO	YES	NO	
MT VIEW 2	68	14 20.5%	11	2	12	1	7	7	
MT VIEW 3	205	77 37.5%	61	12	53	19	38	36	
NEWMAN 4	132	47 35.6%	36	10	35	10	21	22	
NEWMAN 5,6	2	0 0.0%	0	0	0	0	0	0	
NORTH 1A	178	76 42.6%	42	29	51	16	28	41	
NORTH 2A	75	44 58.6%	26	13	31	7	20	21	
NORTH 2B	184	55 29.8%	37	12	42	4	20	29	
NORTH 3A	112	54 48.2%	23	30	48	5	16	37	
NORTH 4B	332	148 44.5%	93	44	118	16	51	87	
OAKDALE 1B	206	44 21.3%	33	9	37	5	18	25	
OAKDALE 4A	71	39 54.9%	28	9	33	3	11	24	
OAKDALE 8, 9	144	85 59.0%	54	27	70	9	26	54	
OAKDALE 10, 12	167	78 46.7%	44	30	57	12	26	46	
OAKDALE 11	199	48 24.1%	32	9	32	10	25	19	
OAKDALE 13	106	44 41.5%	32	8	32	9	19	22	
OAKDALE 14	8	5 62.5%	4	0	4	0	1	3	
OAKDALE 15	9	2 22.2%	2	0	2	0	0	2	
PARADISE 1	202	75 37.1%	42	24	52	16	27	40	
PARADISE 2	232	84 36.2%	53	24	55	21	26	50	
PARADISE 3	13	9 69.2%	4	4	5	4	5	4	
PARADISE 6	134	61 45.5%	35	17	48	9	20	36	
PARADISE 8	202	44 21.7%	30	13	30	11	22	19	
PARADISE 9	12	3 25.0%	3	0	2	1	1	2	
PARADISE 10	153	83 54.2%	67	11	65	11	40	38	
PARADISE 11	5	5 100.0%	3	2	4	1	2	3	
PARADISE 12	9	2 22.2%	2	0	2	0	1	1	
PARADISE 13	24	10 41.6%	7	0	8	0	6	2	
PARADISE 14	9	5 55.5%	4	1	0	4	1	4	
PARADISE 15, 21	169	90 53.2%	55	27	63	20	34	52	
PARADISE 16, 17	85	42 49.4%	24	13	29	7	15	22	
PARADISE 18	28	11 39.2%	7	3	9	2	4	7	
PARADISE 19	67	38 56.7%	26	8	27	5	14	16	
PARADISE 20	193	42 21.7%	32	7	30	12	25	15	
PARADISE 22	42	14 33.3%	8	5	5	9	9	5	
PARADISE 23	23	14 60.8%	8	4	10	3	4	7	
PARADISE 24	188	55 29.2%	38	9	37	10	24	27	
PATTERSON 5	211	79 37.4%	51	24	59	17	24	51	
PATTERSON 6	218	70 32.1%	45	19	49	14	24	42	
PATTERSON 7	0	0 0.0%	0	0	0	0	0	0	
RIVERBANK 9	178	36 20.2%	23	10	26	8	15	20	
SALIDA 5	70	38 54.2%	18	15	29	3	12	25	
SALIDA 8	326	186 57.0%	87	80	118	51	61	111	
TURLOCK 21	3	2 66.6%	0	2	2	0	2	0	
TURLOCK 23	41	24 58.5%	19	4	20	2	13	11	
TURLOCK 31	69	32 46.3%	18	11	24	5	10	19	
TURLOCK 33, 34, 35, 36	11	3 27.2%	0	3	3	0	0	3	
TURLOCK 37	150	55 36.6%	38	12	39	12	24	28	
TURLOCK 39	209	59 28.2%	33	23	46	11	21	37	
TURLOCK 41	11	3 27.2%	3	0	1	2	3	0	
TURLOCK 42	2	0 0.0%	0	0	0	0	0	0	
TURLOCK 43	4	1 25.0%	0	1	0	1	0	1	
STAR 1A	3	2 66.6%	1	1	2	0	0	2	
STAR 1B	87	32 36.7%	20	11	25	6	11	21	
STAR 4	110	60 54.5%	34	25	40	18	17	43	
WHITMORE 2, 9	131	38 29.0%	24	14	27	11	18	20	
WHITMORE 3	94	47 50.0%	29	17	34	12	10	37	
WHITMORE 4	0	0 0.0%	0	0	0	0	0	0	
WHITMORE 6	0	0 0.0%	0	0	0	0	0	0	
**** TOTALS ****	197856	72943 36.8%	47401	19649	53060	13539	28952	39145	

Consolidated Gubernatorial Primary Election - March 5, 2002 - Stanislaus County Official Results
 Oakdale Rural FPD - Measure W -

Page Number 270.044.001

	REGISTERED VOTERS	TURNOUT	TURNOUT PERCENTAGE	Oakdale Rural FPD - Measure W	Oakdale Rural FPD - Measure W
LANGWORTH 1A	820	226	27.5%	167	49
LANGWORTH 2B	753	156	20.7%	87	62
LANGWORTH 4A	542	128	23.6%	96	28
NORTH 4A	541	71	13.1%	43	24
AV BALLOT GROUP 001	0	562	0.0%	338	190
AV BALLOT GROUP 020	0	259	0.0%	148	105
CLAUS 2A	0	0	0.0%	0	0
CLAUS 3A	123	52	42.2%	27	22
LANGWORTH 1B	0	0	0.0%	0	0
LANGWORTH 2A	197	78	39.5%	36	37
LANGWORTH 3A	303	109	35.9%	54	46
LANGWORTH 4B	3	2	66.6%	0	2
NORTH 1A	178	76	42.6%	36	35
NORTH 2A	75	44	58.6%	30	13
NORTH 2B	184	55	29.8%	37	15
NORTH 3A	112	54	48.2%	21	30
NORTH 4B	332	148	44.5%	87	49
STAR 1A	3	2	66.6%	0	2
**** TOTALS ****	4166	2022	48.5%	1207	709

Consolidated Gubernatorial Primary Election - March 5, 2002 - Stanislaus County Official Results
Paradise Elem. School - Measure X -

Page Number 272.046.001

	REGISTERED VOTERS	TURNOUT	TURNOUT PERCENTAGE	Paradise General El. Sch. - Measure X	Paradise El. Sch. Bonds? Measure X
AV BALLOT GROUP 006	0	3	0.0%	2	1
AV BALLOT GROUP 017	0	3	0.0%	2	1
PARADISE 2	232	84	36.2%	44	36
PARADISE 13	24	10	41.6%	5	5
PARADISE 14	9	5	55.5%	1	4
PARADISE 15, 21	169	90	53.2%	66	22
PARADISE 16, 17	85	42	49.4%	26	13
PARADISE 23	23	14	60.8%	5	6
**** TOTALS ****	542	251	46.3%	151	88

Gubernatorial Primary Election UNOFFICIAL
RESULTS - March 5, 2002 - Stanislaus County
S U M M A R Y R E P O R T

DEM Governor (No. to vote for 1)	(#/PCT 396) (#/RPT 396) (%/RP 100.0)	DEM St.Bd.of Equal -2nd (No. to vote for 1)	(#/PCT 396) (#/RPT 396) (%/RP 100.0)	DEM St.Assembly 26TH (No. to vote for 1)	(#/PCT 156) (#/RPT 156) (%/RP 100.0)
Gray Davis	24369 78.6	Tom Y Santos	14281 53.9	Tom Hallinan	8061 73.1
Anselmo A Chavez	3058 9.8	Norman R Angelo	12189 46.0	Tim Weintz Sr	2957 26.8
C "Chuck" Pineda Jr	2066 6.6				
Mosemarie Boyd	1495 4.8	DEM U.S. REP 18th Dist (No. to vote for 1)	(#/PCT 192) (#/RPT 192) (%/RP 100.0)		
DEM Lt Governor (No. to vote for 1)	(#/PCT 396) (#/RPT 396) (%/RP 100.0)	Gary A Condit	8239 48.3		
Cruz M Bustamante	28776 100.0	Dennis A Cardoza	7774 45.6		
DEM Secretary of State (No. to vote for 1)	(#/PCT 396) (#/RPT 396) (%/RP 100.0)	S "Sukhi" Singh	370 2.1		
March Fong Eu	10529 33.4	Joseph Martin	261 1.5		
Michela Alioto	10219 32.5	Ralph L White	224 1.3		
Kevin Shelley	7155 22.7	Elvis Pringle	162 0.9		
Carl Henley	2033 6.4	DEM U.S. REP 19th Dist (No. to vote for 1)	(#/PCT 204) (#/RPT 204) (%/RP 100.0)		
Shawn Casey O'Brien	1506 4.7	John Veen	11639 100.0		
DEM Controller (No. to vote for 1)	(#/PCT 396) (#/RPT 396) (%/RP 100.0)	DEM St.Senate 12th Dist (No. to vote for 1)	(#/PCT 245) (#/RPT 245) (%/RP 100.0)		
Steve Westly	17771 60.1	Rusty Areias	12131 55.1		
Johan Klehs	11772 39.8	Armando M Flores	9867 44.8		
DEM Treasurer (No. to vote for 1)	(#/PCT 396) (#/RPT 396) (%/RP 100.0)	DEM St.Senate 14th Dist (No. to vote for 1)	(#/PCT 151) (#/RPT 151) (%/RP 100.0)		
Philip Angelides	28181 100.0	No Candidates Filed	0 0.0		
DEM Attorney General (No. to vote for 1)	(#/PCT 396) (#/RPT 396) (%/RP 100.0)	DEM St.Assembly 17th (No. to vote for 1)	(#/PCT 14) (#/RPT 14) (%/RP 100.0)		
Bill Lockyer	25012 83.4	Barbara S Matthews	690 84.6		
Mike Schmier	4961 16.5	William R Sweet Jr	125 15.3		
DEM Ins Commissioner (No. to vote for 1)	(#/PCT 396) (#/RPT 396) (%/RP 100.0)	DEM St.Assembly 25th (No. to vote for 1)	(#/PCT 226) (#/RPT 226) (%/RP 100.0)		
John Garamendi	13327 44.0	E Denise Smith	12638 72.6		
Tom Umberg	6830 22.5	Wesley Firch	4756 27.3		
Thomas M Calderon	6822 22.5				
Bill Winslow	3267 10.8				

Gubernatorial Primary Election UNOFFICIAL
 RESULTS - March 5, 2002 - Stanislaus County
 S U M M A R Y R E P O R T

REP Governor (No. to vote for 1)	(#/PCT 396) (#/RPT 396) (%/RP 100.0)	REP Ins Commissioner (No. to vote for 1)	(#/PCT 396) (#/RPT 396) (%/RP 100.0)	REP St.Assembly 25th (No. to vote for 1)	(#/PCT 226) (#/RPT 226) (%/RP 100.0)
Bill Simon	18332 54.4	Gary Mendoza	13897 47.1	Dave Cogdill *	19950 100.0
Bill Jones	9990 29.6	S "Watchdog" Stitch	9461 32.1		
Richard J Riordan	4478 13.2	Wes Bannister	6112 20.7	REP St.Assembly 26th	(#/PCT 156)
Nick Jesson	343 1.0			(No. to vote for 1)	(#/RPT 156) (%/RP 100.0)
Danney Ball	220 0.6	REP St.Bd.of Equal -2nd	(#/PCT 396)		
Edie Bukewihge	219 0.6	(No. to vote for 1)	(#/RPT 396) (%/RP 100.0)	Greg Aghazarian	4288 39.8
Jim Dimov	88 0.2			Chuck Winn	3607 33.5
		Bill Leonard	17288 60.5	Rick Veldstra	2856 26.5
REP Lt Governor (No. to vote for 1)	(#/PCT 396) (#/RPT 396) (%/RP 100.0)	Edward J "Ted" Costa	11277 39.4		
Bruce McPherson	27587 85.7			REP U.S. REP 18th Dist	(#/PCT 192)
Ellie Michaels	4583 14.2			(No. to vote for 1)	(#/RPT 192) (%/RP 100.0)
REP Secretary of State (No. to vote for 1)	(#/PCT 396) (#/RPT 396) (%/RP 100.0)	Dick Monteith	5357 44.5		
Keith Olberg	19312 63.9	Bill Conrad	4239 35.2	George R House	2071 17.2
Mike Schaefer	5630 18.6	George R House	2071 17.2	Park Yonker	369 3.0
Barbara Jean Marr	5264 17.4				
		REP U.S. REP 19th Dist	(#/PCT 204)		
REP Controller (No. to vote for 1)	(#/PCT 396) (#/RPT 396) (%/RP 100.0)	(No. to vote for 1)	(#/RPT 204) (%/RP 100.0)	George Radanovich *	17982 100.0
Dean Andal	16727 52.1			REP St.Senate 12TH DIST	(#/PCT 245)
Tom McClintock	10797 33.6			(No. to vote for 1)	(#/RPT 245) (%/RP 100.0)
Nancy Beecham	2661 8.2			Jeff Denham	10429 57.8
W Snow Hume	1878 5.8			Peter Frusetta	5627 31.2
				Joseph "Joey" Wright	1968 10.9
REP Treasurer (No. to vote for 1)	(#/PCT 396) (#/RPT 396) (%/RP 100.0)			REP St.Senate 14th Dist	(#/PCT 151)
Greg Conlon	16651 56.0			(No. to vote for 1)	(#/RPT 151) (%/RP 100.0)
Mary A Toman	13076 43.9			Chuck Poochigian *	11702 100.0
				REP St.Assembly 17th	(#/PCT 14)
REP Attorney General (No. to vote for 1)	(#/PCT 396) (#/RPT 396) (%/RP 100.0)			(No. to vote for 1)	(#/RPT 14) (%/RP 100.0)
Dick Ackerman	27486 100.0			Brian McCabe	388 67.8
				Moses Sanchez	184 32.1

Gubernatorial Primary Election UNOFFICIAL
RESULTS - March 5, 2002 - Stanislaus County
SUMMARY REPORT

AIP Governor	(#/PCT 396) (#/RPT 396) (\$/RP 100.0)	AIP U.S. REP 19th Dist	(#/PCT 204) (#/RPT 204) (\$/RP 100.0)
(No. to vote for 1)		(No. to vote for 1)	
Reinhold Gulke	513 100.0	No Candidates Filed	0 0.0
AIP Lt Governor	(#/PCT 396) (#/RPT 396) (\$/RP 100.0)	AIP St.Senate 12th	(#/PCT 245) (#/RPT 245) (\$/RP 100.0)
(No. to vote for 1)		(No. to vote for 1)	
Jim King	480 100.0	No Candidates Filed	0 0.0
AIP Secretary of State	(#/PCT 396) (#/RPT 396) (\$/RP 100.0)	AIP St.Senate 14th	(#/PCT 151) (#/RPT 151) (\$/RP 100.0)
(No. to vote for 1)		(No. to vote for 1)	
Edward C Noonan	493 100.0	No Candidates Filed	0 0.0
AIP Controller	(#/PCT 396) (#/RPT 396) (\$/RP 100.0)	AIP St.Assembly 17th	(#/PCT 14) (#/RPT 14) (\$/RP 100.0)
(No. to vote for 1)		(No. to vote for 1)	
Ernest F Vance	500 100.0	No Candidates Filed	0 0.0
AIP Treasurer	(#/PCT 396) (#/RPT 396) (\$/RP 100.0)	AIP St.Assembly 25th	(#/PCT 226) (#/RPT 226) (\$/RP 100.0)
(No. to vote for 1)		(No. to vote for 1)	
Nathan E Johnson	503 100.0	No Candidates Filed	0 0.0
AIP Attorney General	(#/PCT 396) (#/RPT 396) (\$/RP 100.0)	AIP St.Assembly 26th	(#/PCT 156) (#/RPT 156) (\$/RP 100.0)
(No. to vote for 1)		(No. to vote for 1)	
Diane Beall Templin	526 100.0	No Candidates Filed	0 0.0
AIP Ins Commissioner	(#/PCT 396) (#/RPT 396) (\$/RP 100.0)		
(No. to vote for 1)			
Steve Klein	505 100.0		
AIP St.Bd.of Equal -2nd	(#/PCT 396) (#/RPT 396) (\$/RP 100.0)		
(No. to vote for 1)			
No Candidates Filed	0 0.0		
AIP U.S. REP 18th Dist	(#/PCT 192) (#/RPT 192) (\$/RP 100.0)		
(No. to vote for 1)			
Kevin H Cripe	265 100.0		

Gubernatorial Primary Election UNOFFICIAL
RESULTS - March 5, 2002 - Stanislaus County
SUMMARY REPORT

GRN Governor (No. to vote for 1)	(#/PCT 396) (#/RPT 396) (%/RP 100.0)	GRN U.S. REP 19th Dist (No. to vote for 1)	(#/PCT 204) (#/RPT 204) (%/RP 100.0)
Peter Miguel Canejo	139 100.0	No Candidates Filed	0 0.0
GRN Lt Governor (No. to vote for 1)	(#/PCT 396) (#/RPT 396) (%/RP 100.0)	GRN St.Senate 12th (No. to vote for 1)	(#/PCT 245) (#/RPT 245) (%/RP 100.0)
Donna J Warren	140 100.0	No Candidates Filed	0 0.0
GRN Secretary of State (No. to vote for 1)	(#/PCT 396) (#/RPT 396) (%/RP 100.0)	GRN St.Senate 14th (No. to vote for 1)	(#/PCT 151) (#/RPT 151) (%/RP 100.0)
Larry Shoup	138 100.0	No Candidates Filed	0 0.0
GRN Controller (No. to vote for 1)	(#/PCT 396) (#/RPT 396) (%/RP 100.0)	GRN St.Assembly 17th (No. to vote for 1)	(#/PCT 14) (#/RPT 14) (%/RP 100.0)
Laura Wells David Delano Blanco	123 84.2 23 15.7	No Candidates Filed	0 0.0
GRN Treasurer (No. to vote for 1)	(#/PCT 396) (#/RPT 396) (%/RP 100.0)	GRN St.Assembly 25th (No. to vote for 1)	(#/PCT 226) (#/RPT 226) (%/RP 100.0)
J-Marie Rosenmeier	144 100.0	No Candidates Filed	0 0.0
GRN Attorney General (No. to vote for 1)	(#/PCT 396) (#/RPT 396) (%/RP 100.0)	GRN St.Assembly 26th (No. to vote for 1)	(#/PCT 156) (#/RPT 156) (%/RP 100.0)
Glen Freeman Mowrer	142 100.0	No Candidates Filed	0 0.0
GRN Ins Commissioner (No. to vote for 1)	(#/PCT 396) (#/RPT 396) (%/RP 100.0)	GRN County Council E7 (No. to vote for 7)	(#/PCT 396) (#/RPT 396) (%/RP 100.0)
David I Sheidlower	142 100.0	April Hejka-Ekins	109 16.4
GRN St.Bd.of Equal -2nd (No. to vote for 1)	(#/PCT 396) (#/RPT 396) (%/RP 100.0)	Barbara Eniti	105 15.8
No Candidates Filed	0 0.0	Jerry Hejka-Ekins	84 12.6
		Kenneth J Kohler	83 12.5
		Theresa Herbeck	82 12.3
		Keith Werner *	79 11.9
		Angela Mc Gregor	66 9.9
		Monique Capp	55 8.2
GRN U.S. REP 18th Dist (No. to vote for 1)	(#/PCT 192) (#/RPT 192) (%/RP 100.0)		
No Candidates Filed	0 0.0		

Gubernatorial Primary Election UNOFFICIAL
RESULTS - March 5, 2002 - Stanislaus County
S U M M A R Y R E P O R T

Date 03/15/2002
Time 14:50:35

LIB Governor (No. to vote for 1)	(#/PCT 396) (#/RPT 396) (%/RP 100.0)	LIB U.S. REP 19th Dist (No. to vote for 1)	(#/PCT 204) (#/RPT 204) (%/RP 100.0)
Gary David Copeland	182 100.0	Patrick Lee Mc Hargue	86 100.0
LIB Lt Governor (No. to vote for 1)	(#/PCT 396) (#/RPT 396) (%/RP 100.0)	LIB St.Senate 12th (No. to vote for 1)	(#/PCT 245) (#/RPT 245) (%/RP 100.0)
Pat Wright	180 100.0	David Eaton	124 100.0
LIB Secretary of State (No. to vote for 1)	(#/PCT 396) (#/RPT 396) (%/RP 100.0)	LIB St.Senate 14th (No. to vote for 1)	(#/PCT 151) (#/RPT 151) (%/RP 100.0)
Gail K Lightfoot	190 100.0	No Candidates Filed	0 0.0
LIB Controller (No. to vote for 1)	(#/PCT 396) (#/RPT 396) (%/RP 100.0)	LIB St.Assembly 17th (No. to vote for 1)	(#/PCT 14) (#/RPT 14) (%/RP 100.0)
No Candidates Filed	0 0.0	No Candidates Filed	0 0.0
LIB Treasurer (No. to vote for 1)	(#/PCT 396) (#/RPT 396) (%/RP 100.0)	LIB St.Assembly 25th (No. to vote for 1)	(#/PCT 226) (#/RPT 226) (%/RP 100.0)
Marian Smithson	181 100.0	No Candidates Filed	0 0.0
LIB Attorney General (No. to vote for 1)	(#/PCT 396) (#/RPT 396) (%/RP 100.0)	LIB St.Assembly 26th (No. to vote for 1)	(#/PCT 156) (#/RPT 156) (%/RP 100.0)
Ed Kuwatch	182 100.0	No Candidates Filed	0 0.0
LIB Ins Commissioner (No. to vote for 1)	(#/PCT 396) (#/RPT 396) (%/RP 100.0)		
Dale F Ogden	181 100.0		
LIB St.Bd.of Equal -2nd (No. to vote for 1)	(#/PCT 396) (#/RPT 396) (%/RP 100.0)		
No Candidates Filed	0 0.0		
LIB U.S. RRP 18th Dist (No. to vote for 1)	(#/PCT 192) (#/RPT 192) (%/RP 100.0)		
Linda De Groat	97 100.0		

Gubernatorial Primary Election UNOFFICIAL
RESULTS - March 5, 2002 - Stanislaus County
SUMMARY REPORT

Date 03/15/2002
Time 14:50:35

NLW Governor (No. to vote for 1)	(#/PCT 396) (#/RPT 396) (%/RP 100.0)	NLW U.S. REP 19th Dist (No. to vote for 1)	(#/PCT 204) (#/RPT 204) (%/RP 100.0)
Iris Adam	18 100.0	No Candidates Filed	0 0.0
NLW Lt Governor (No. to vote for 1)	(#/PCT 396) (#/RPT 396) (%/RP 100.0)	NLW St.Senate 12th (No. to vote for 1)	(#/PCT 245) (#/RPT 245) (%/RP 100.0)
Kalee Przybylak	18 100.0	No Candidates Filed	0 0.0
NLW Secretary of State (No. to vote for 1)	(#/PCT 396) (#/RPT 396) (%/RP 100.0)	NLW St.Senate 14th (No. to vote for 1)	(#/PCT 151) (#/RPT 151) (%/RP 100.0)
Louise Marie Allison	23 100.0	No Candidates Filed	0 0.0
NLW Controller (No. to vote for 1)	(#/PCT 396) (#/RPT 396) (%/RP 100.0)	NLW St.Assembly 17th (No. to vote for 1)	(#/PCT 14) (#/RPT 14) (%/RP 100.0)
J Carlos Aguirre	21 100.0	No Candidates Filed	0 0.0
NLW Treasurer (No. to vote for 1)	(#/PCT 396) (#/RPT 396) (%/RP 100.0)	NLW St.Assembly 25th (No. to vote for 1)	(#/PCT 226) (#/RPT 226) (%/RP 100.0)
Sylvia Valentine	22 100.0	No Candidates Filed	0 0.0
NLW Attorney General (No. to vote for 1)	(#/PCT 396) (#/RPT 396) (%/RP 100.0)	NLW St.Assembly 26th (No. to vote for 1)	(#/PCT 156) (#/RPT 156) (%/RP 100.0)
No Candidates Filed	0 0.0	No Candidates Filed	0 0.0
NLW Ins Commissioner (No. to vote for 1)	(#/PCT 396) (#/RPT 396) (%/RP 100.0)		
Raul Calderon Jr	22 100.0		
NLW St.Bd.of Equal -2nd (No. to vote for 1)	(#/PCT 396) (#/RPT 396) (%/RP 100.0)		
No Candidates Filed	0 0.0		
NLW U.S. REP 18th Dist (No. to vote for 1)	(#/PCT 192) (#/RPT 192) (%/RP 100.0)		
No Candidates Filed	0 0.0		

REF Governor	(#/PCT 396) (#/RPT 396) (\$/RP 100.0)	REF U.S. REP 19th Dist	(#/PCT 204) (#/RPT 204) (\$/RP 100.0)
(No. to vote for 1)		(No. to vote for 1)	
No Candidates Filed	0 0.0	No Candidates Filed	0 0.0
REF Lt Governor	(#/PCT 396) (#/RPT 396) (\$/RP 100.0)	REF St.Senate 12th	(#/PCT 245) (#/RPT 245) (\$/RP 100.0)
(No. to vote for 1)		(No. to vote for 1)	
Paul Jerry Hammosh	117 100.0	No Candidates Filed	0 0.0
REF Secretary of State	(#/PCT 396) (#/RPT 396) (\$/RP 100.0)	REF St.Senate 14th	(#/PCT 151) (#/RPT 151) (\$/RP 100.0)
(No. to vote for 1)		(No. to vote for 1)	
Valli Sharp Geisler	114 100.0	No Candidates Filed	0 0.0
REF Controller	(#/PCT 396) (#/RPT 396) (\$/RP 100.0)	REF St.Assembly 17th	(#/PCT 14) (#/RPT 14) (\$/RP 100.0)
(No. to vote for 1)		(No. to vote for 1)	
No Candidates Filed	0 0.0	No Candidates Filed	0 0.0
REF Treasurer	(#/PCT 396) (#/RPT 396) (\$/RP 100.0)	REF St.Assembly 25th	(#/PCT 226) (#/RPT 226) (\$/RP 100.0)
(No. to vote for 1)		(No. to vote for 1)	
No Candidates Filed	0 0.0	No Candidates Filed	0 0.0
REF Attorney General	(#/PCT 396) (#/RPT 396) (\$/RP 100.0)	REF St.Assembly 26th	(#/PCT 156) (#/RPT 156) (\$/RP 100.0)
(No. to vote for 1)		(No. to vote for 1)	
No Candidates Filed	0 0.0	No Candidates Filed	0 0.0
REF Ins Commissioner	(#/PCT 396) (#/RPT 396) (\$/RP 100.0)		
(No. to vote for 1)			
No Candidates Filed	0 0.0		
REF St.Bd.of Equal -2nd	(#/PCT 396) (#/RPT 396) (\$/RP 100.0)		
(No. to vote for 1)			
No Candidates Filed	0 0.0		
REF U.S. REP 18th Dist	(#/PCT 192) (#/RPT 192) (\$/RP 100.0)		
(No. to vote for 1)			
No Candidates Filed	0 0.0		

Gubernatorial Primary Election UNOFFICIAL
RESULTS - March 5, 2002 - Stanislaus County
SUMMARY REPORT

Superior Court Judge #2 (No. to vote for 1)	(#/PCT 396) (#/RPT 396) (%/RP 100.0)	County Clerk-Recorder - (No. to vote for 1)	(#/PCT 396) (#/RPT 396) (%/RP 100.0)	Prop 40 - Calif. (No. to vote for 1)	(#/PCT 396) (#/RPT 396) (%/RP 100.0)	Oakdale Rural FPD -Mea.W (No. to vote for 1)	(#/PCT 16) (#/RPT 16) (%/RP 100.0)
Linda McFadden	14686 22.6	Lee Lundrigan	37137 61.4	Costal Protection	YES 35358 50.7	Approve Special	YES 1207 62.9
Alan Cassidy	12454 19.2	Bob Deklinski	23329 38.5	Bond Act of 2002 -	NO 34362 49.2	Tax? -	NO 709 37.0
Frank Alvarez	9289 14.3	District Attorney -	(#/PCT 396)	Prop 41 - Voting	(#/PCT 396)	Oakdale Irg.Div 1 Recall	(#/PCT 9)
Steve Casey	9283 14.3	(No. to vote for 1)	(#/RPT 396)	(No. to vote for 1)	(#/RPT 396)	(No. to vote for 1)	(#/RPT 9)
Don Sutton	8698 13.4	(%/RP 100.0)	(%/RP 100.0)	(No. to vote for 1)	(%/RP 100.0)	(No. to vote for 1)	(%/RP 100.0)
Ernest Spokes	7331 11.3	James Brazelton *	54513 100.0	Modernization	YES 31053 45.3	Shall Dale Price be	YES 934 67.7
Thomas Bonte	3105 4.7	Sheriff-Coroner -	(#/PCT 396)	Bond Act of 2002 -	NO 37444 54.6	Removed from Office?	NO 445 32.2
St.Supt.of Public Inst	(#/PCT 396)	(No. to vote for 1)	(#/RPT 396)	Prop 42 -Transportation	(#/PCT 396)	Oakdale Irg. Div.1 -	(#/PCT 9)
(No. to vote for 1)	(#/RPT 396)	(%/RP 100.0)	(%/RP 100.0)	(No. to vote for 1)	(#/RPT 396)	(No. to vote for 1)	(#/RPT 9)
Jack O'Connell	24999 40.1	Les Weidman *	57843 100.0	Congestion	YES 48333 69.5	To Succeed D. Price -	0 0.0
Katherine H Smith	18446 29.6	Treasurer-Tax Collector	(#/PCT 396)	Improvement Act -	NO 21172 30.4	Frank B Clark	898 100.0
Lynne C Leach	16045 25.7	(No. to vote for 1)	(#/RPT 396)	Prop 43 - Right to	(#/PCT 396)	Paradise El.Sch. - Mea.X	(#/PCT 6)
Joe Taylor	2730 4.3	Tom Watson *	58310 100.0	(No. to vote for 1)	(#/RPT 396)	(No. to vote for 1)	(#/RPT 6)
Co.Supt.of Schools	(#/PCT 396)	Modesto City Coun.-Ch.2	(#/PCT 140)	Have	YES 47401 70.6	Issue General	YES 151 63.1
(No. to vote for 1)	(#/RPT 396)	(No. to vote for 1)	(#/RPT 140)	Vote Counted -	NO 19649 29.3	Obligation Bonds?	NO 88 36.8
Martin G Petersen *	55081 100.0	(%/RP 100.0)	(%/RP 100.0)	Prop 44 - Chiropractors	(#/PCT 396)		
Supervisor - 3rd Dist.	(#/PCT 76)	Janice Keating	18105 57.4	(No. to vote for 1)	(#/RPT 396)		
(No. to vote for 1)	(#/RPT 76)	Armour Smith *	13418 42.5	Unprofessional	YES 53060 79.6		
Jeff Grover	6151 52.4	Modesto City Coun.-Ch.4	(#/PCT 140)	Conduct Amendment -	NO 13539 20.3		
Gary A Lopez	5586 47.5	(No. to vote for 1)	(#/RPT 140)	Prop 45 - Legislative	(#/PCT 396)		
Supervisor - 4th Dist.	(#/PCT 83)	William E O'Bryant	17485 56.2	(No. to vote for 1)	(#/RPT 396)		
(No. to vote for 1)	(#/RPT 83)	Dan Hopkins	13626 43.7	Term Limits/Local	YES 28952 42.5		
Ray Simon *	10672 58.3	Modesto City Coun.-Ch.5	(#/PCT 140)	Voter Petition -	NO 39145 57.4		
Michael Birch	7625 41.6	(No. to vote for 1)	(#/RPT 140)				
Assessor -	(#/PCT 396)	(%/RP 100.0)	(%/RP 100.0)				
(No. to vote for 1)	(#/RPT 396)	Denny Jackman	15838 50.1				
Doug Harms	33267 51.0	Kenni Friedman *	15761 49.8				
Mike Serpa	31936 48.9	Auditor/Controller -	(#/PCT 396)				
Auditor/Controller -	(#/RPT 396)	(No. to vote for 1)	(#/RPT 396)				
(No. to vote for 1)	(%/RP 100.0)	Larry D Haugh *	53066 100.0				

Gubernatorial Primary Election UNOFFICIAL
RESULTS - March 5, 2002 - Stanislaus County
S U M M A R Y R E P O R T

Date 03/15/2002
Time 14:50:35

City Stats Continued -	(#/PCT 396) (#/RPT 396) (%/RP 100.0)	School Stats	(#/PCT 396) (#/RPT 396) (%/RP 100.0)	Party Registration Stats	(#/PCT 396) (#/RPT 396) (%/RP 100.0)	Total Co.Reg/Turnout- ->	(#/PCT 396) (#/RPT 396) (%/RP 100.0)
Patterson Registration->	4314	Paradise Elem Reg. - ->	542	AMER.INDEPENDENT Reg. ->	4421	Co.-Wide Registration ->	197856
Accum Registration - ->	4314 100.0	Accum Registration - ->	542 100.0	AIP Accum Reg. - - - ->	4421 100.0	County Accum Reg.- - ->	197856 100.0
Number of Precincts ->	7	Number of Precincts ->	6	*AIP Absentee Turnout->	390 8.8	Number of Precincts ->	396
Precincts Reported ->	7 100.0	Precincts Reported ->	6 100.0	*AIP Turnout at Polls>	502 11.3	Precincts Reported ->	396 100.0
*Turnout At The Polls->	829 19.2	*Turnout by Absentee- ->	6 1.1	***AIP Total Turnout ->	892 20.1		
Riverbank Registration->	6768	*Turnout At The Polls->	245 45.2	DEMOCRAT Registration ->	84282	*Turnout by Absentee- ->	32017 16.1
Accum Registration - ->	6768 100.0	***Total Paradise Trnt->	251 46.3	DEM Accum Reg. - - - ->	84282 100.0	*Turnout At The Polls->	40926 20.6
Number of Precincts ->	9	Special District Stats	(#/PCT 396)	*DEM Absentee Turnout->	15653 18.5	*** Total Co. Turnout ->	72943 36.8
Precincts Reported ->	9 100.0	(#/RPT 396)		*DEM Turnout at Polls>	18568 22.0		
*Turnout At The Polls->	1135 16.7	(%/RP 100.0)		***DEM Total Turnout ->	34221 40.6		
Turlock Registration- ->	26983	Oakdale Irrig #1 Reg. ->	3896	LIBERTARIAN Reg.- - - ->	874		
Accum Registration - ->	26983 100.0	Accum Registration - ->	3896 100.0	LIB Accum Reg. - - - ->	874 100.0		
Number of Precincts ->	36	Number of Precincts ->	9	*LIB Absentee Turnout->	63 7.2		
Precincts Reported ->	36 100.0	Precincts Reported ->	9 100.0	*LIB Turnout at Polls>	165 18.8		
*Turnout At The Polls->	4641 17.1	*Turnout by Absentee- ->	809 20.7	***LIB Total Turnout ->	228 26.0		
Waterford Registration->	2909	*Turnout At The Polls->	910 23.3	REPUBLICAN Reg. - - - ->	84504		
Accum Registration - ->	2909 100.0	***Total O-Irrig Trnt ->	1719 44.1	REP Accum Reg. - - - ->	84504 100.0		
Number of Precincts ->	3	Oakdale Rural Fire Reg->	4166	*REP Absentee Turnout->	14681 17.3		
Precincts Reported ->	3 100.0	Accum Registration - ->	4166 100.0	*REP Turnout at Polls>	20055 23.7		
*Turnout At The Polls->	521 17.9	Number of Precincts ->	16	***REP Total Turnout ->	34736 41.1		
Unincorp. Area Reg. - ->	47139	Precincts Reported ->	16 100.0	GREEN Registration- - ->	619		
Accum Registration - ->	47139 100.0	*Turnout by Absentee- ->	821 19.7	GRN Accum Reg. - - - ->	619 100.0		
Number of Precincts ->	151	*Turnout At The Polls->	1201 28.8	*GRN Absentee Turnout->	51 8.2		
Precincts Reported ->	151 100.0	***Total O-Fire Trnt->	2022 48.5	*GRN Turnout at Polls>	120 19.3		
*Turnout At The Polls->	10906 23.1			***GRN Total Turnout ->	171 27.6		
Unapportioned City Avs-	(#/PCT 396)			NATURAL LAW Reg.- - - ->	147		
	(#/RPT 396)			NLP Accum Reg. - - - ->	147 100.0		
	(%/RP 100.0)			*NLP Absentee Turnout->	8 5.4		
***Unapportd Turnout- ->	15610			*NLP Turnout at Polls>	24 16.3		
				***NLP Total Turnout ->	32 21.7		
				REFORM Registration - ->	888		
				REF Accum Reg. - - - ->	888 100.0		
				*REF Absentee Turnout->	101 11.3		
				*REF Turnout at Polls>	120 13.5		
				***REF Total Turnout ->	221 24.8		

Gubernatorial Primary Election UNOFFICIAL
RESULTS - March 5, 2002 - Stanislaus County
S U M M A R Y R E P O R T

Date 03/13/2002
Time 17:02:30

DEM Governor (No. to vote for 1)	(#/PCT 396) (#/RPT 396) (%/RP 100.0)	DEM St.Bd.of Equal -2nd (No. to vote for 1)	(#/PCT 396) (#/RPT 396) (%/RP 100.0)	DEM St.Assembly 26TH (No. to vote for 1)	(#/PCT 156) (#/RPT 156) (%/RP 100.0)
Gray Davis *	24152 78.6	Tom Y Santos	14158 53.9	Tom Hallinan	7978 73.1
Anselmo A Chavez	3026 9.8	Norman R Angelo	12085 46.0	Tim Weintz Sr	2926 26.8
C "Chuck" Pineda Jr	2047 6.6				
Mosemarie Boyd	1487 4.8				
DEM Lt Governor (No. to vote for 1)	(#/PCT 396) (#/RPT 396) (%/RP 100.0)	DEM U.S. REP 18th Dist (No. to vote for 1)	(#/PCT 192) (#/RPT 192) (%/RP 100.0)		
Cruz M Bustamante *	28520 100.0	Gary A Condit *	8166 48.3		
		Dennis A Cardoza	7706 45.6		
DEM Secretary of State (No. to vote for 1)	(#/PCT 396) (#/RPT 396) (%/RP 100.0)	S "Sukhi" Singh	367 2.1		
March Fong Eu	10447 33.5	Joseph Martin	259 1.5		
Michela Alioto	10117 32.4	Ralph L White	222 1.3		
Kevin Shelley	7104 22.7	Elvis Pringle	159 0.9		
Carl Henley	2014 6.4				
Shawn Casey O'Brien	1486 4.7	DEM U.S. REP 19th Dist (No. to vote for 1)	(#/PCT 204) (#/RPT 204) (%/RP 100.0)		
		John Veen	11536 100.0		
DEM Controller (No. to vote for 1)	(#/PCT 396) (#/RPT 396) (%/RP 100.0)	DEM St.Senate 12th Dist (No. to vote for 1)	(#/PCT 245) (#/RPT 245) (%/RP 100.0)		
Steve Westly	17622 60.1	Rusty Areias	12023 55.1		
Johan Klehs	11663 39.8	Armando M Flores	9773 44.8		
DEM Treasurer (No. to vote for 1)	(#/PCT 396) (#/RPT 396) (%/RP 100.0)	DEM St.Senate 14th Dist (No. to vote for 1)	(#/PCT 151) (#/RPT 151) (%/RP 100.0)		
Philip Angelides *	27940 100.0	No Candidates Filed	0 0.0		
DEM Attorney General (No. to vote for 1)	(#/PCT 396) (#/RPT 396) (%/RP 100.0)	DEM St.Assembly 17th (No. to vote for 1)	(#/PCT 14) (#/RPT 14) (%/RP 100.0)		
Bill Lockyer *	24796 83.4	Barbara S Matthews *	687 84.6		
Mike Schmier	4913 16.5	William R Sweet Jr	125 15.3		
DEM Ins Commissioner (No. to vote for 1)	(#/PCT 396) (#/RPT 396) (%/RP 100.0)	DEM St.Assembly 25th (No. to vote for 1)	(#/PCT 226) (#/RPT 226) (%/RP 100.0)		
John Garamendi	13220 44.0	E Denise Smith	12542 72.6		
Tom Umberg	6765 22.5	Wesley Firch	4712 27.3		
Thomas M Calderon	6758 22.5				
Bill Winslow	3237 10.7				

Gubernatorial Primary Election UNOFFICIAL
RESULTS - March 5, 2002 - Stanislaus County
SUMMARY REPORT

REP Governor (No. to vote for 1)	(#/PCT 396) (#/RPT 396) (%/RP 100.0)	REP Ins Commissioner (No. to vote for 1)	(#/PCT 396) (#/RPT 396) (%/RP 100.0)	REP St.Assembly 25th (No. to vote for 1)	(#/PCT 226) (#/RPT 226) (%/RP 100.0)
Bill Simon	18149 54.4	Gary Mendoza	13771 47.1	Dave Cogdill *	19764 100.0
Bill Jones	9907 29.7	S "Watchdog" Stitch	9369 32.0		
Richard J Riordan	4425 13.2	Wes Bannister	6060 20.7	REP St.Assembly 26th	(#/PCT 156) (#/RPT 156)
Nick Jesson	340 1.0			(No. to vote for 1)	(%/RP 100.0)
Danney Ball	217 0.6	REP St.Bd.of Equal -2nd	(#/PCT 396) (#/RPT 396)		
Edie Bukewinge	216 0.6	(No. to vote for 1)	(%/RP 100.0)	Greg Aghazarian	4253 39.9
Jim Dimov	88 0.2			Chuck Winn	3570 33.5
REP Lt Governor (No. to vote for 1)	(#/PCT 396) (#/RPT 396) (%/RP 100.0)	Bill Leonard	17137 60.5	Rick Veldstra	2825 26.5
Bruce McPherson	27332 85.7	Edward J "Ted" Costa	11178 39.4		
Ellie Michaels	4534 14.2				
REP Secretary of State (No. to vote for 1)	(#/PCT 396) (#/RPT 396) (%/RP 100.0)	REP U.S. REP 18th Dist (No. to vote for 1)	(#/PCT 192) (#/RPT 192) (%/RP 100.0)		
Keith Olberg	19155 64.0	Dick Monteith	5302 44.4		
Mike Schaefer	5564 18.5	Bill Conrad	4205 35.2		
Barbara Jean Marr	5198 17.3	George R House	2054 17.2		
		Park Yonker	369 3.0		
REP Controller (No. to vote for 1)	(#/PCT 396) (#/RPT 396) (%/RP 100.0)	REP U.S. REP 19th Dist (No. to vote for 1)	(#/PCT 204) (#/RPT 204) (%/RP 100.0)		
Dean Andal	16580 52.2	George Radanovich *	17814 100.0		
Tom McClintock	10690 33.6			REP St.Senate 12TH DIST	(#/PCT 245) (#/RPT 245)
Nancy Beecham	2635 8.2			(No. to vote for 1)	(%/RP 100.0)
W Snow Hume	1856 5.8			Jeff Denham	10333 57.9
REP Treasurer (No. to vote for 1)	(#/PCT 396) (#/RPT 396) (%/RP 100.0)			Peter Frusetta	5578 31.2
Greg Conlon	16482 55.9			Joseph "Joey" Wright	1932 10.8
Mary A Toman	12975 44.0			REP St.Senate 14th Dist	(#/PCT 151) (#/RPT 151)
REP Attorney General (No. to vote for 1)	(#/PCT 396) (#/RPT 396) (%/RP 100.0)			(No. to vote for 1)	(%/RP 100.0)
Dick Ackerman	27235 100.0			Chuck Poochigian *	11607 100.0
				REP St.Assembly 17th	(#/PCT 14) (#/RPT 14)
				(No. to vote for 1)	(%/RP 100.0)
		Brian McCabe	385 67.6		
		Moses Sanchez	184 32.3		

Gubernatorial Primary Election UNOFFICIAL
RESULTS - March 5, 2002 - Stanislaus County
SUMMARY REPORT

AIP Governor (No. to vote for 1)	(#/PCT 396) (#/RPT 396) (%/RP 100.0)	AIP U.S. REP 19th Dist (No. to vote for 1)	(#/PCT 204) (#/RPT 204) (%/RP 100.0)
Reinhold Gulke	508 100.0	No Candidates Filed	0 0.0
AIP Lt Governor (No. to vote for 1)	(#/PCT 396) (#/RPT 396) (%/RP 100.0)	AIP St.Senate 12th (No. to vote for 1)	(#/PCT 245) (#/RPT 245) (%/RP 100.0)
Jim King	475 100.0	No Candidates Filed	0 0.0
AIP Secretary of State (No. to vote for 1)	(#/PCT 396) (#/RPT 396) (%/RP 100.0)	AIP St.Senate 14th (No. to vote for 1)	(#/PCT 151) (#/RPT 151) (%/RP 100.0)
Edward C Noonan	488 100.0	No Candidates Filed	0 0.0
AIP Controller (No. to vote for 1)	(#/PCT 396) (#/RPT 396) (%/RP 100.0)	AIP St.Assembly 17th (No. to vote for 1)	(#/PCT 14) (#/RPT 14) (%/RP 100.0)
Ernest F Vance	495 100.0	No Candidates Filed	0 0.0
AIP Treasurer (No. to vote for 1)	(#/PCT 396) (#/RPT 396) (%/RP 100.0)	AIP St.Assembly 25th (No. to vote for 1)	(#/PCT 226) (#/RPT 226) (%/RP 100.0)
Nathan E Johnson	498 100.0	No Candidates Filed	0 0.0
AIP Attorney General (No. to vote for 1)	(#/PCT 396) (#/RPT 396) (%/RP 100.0)	AIP St.Assembly 26th (No. to vote for 1)	(#/PCT 156) (#/RPT 156) (%/RP 100.0)
Diane Beall Templin	520 100.0	No Candidates Filed	0 0.0
AIP Ins Commissioner (No. to vote for 1)	(#/PCT 396) (#/RPT 396) (%/RP 100.0)		
Steve Klein	501 100.0		
AIP St.Bd.of Equal -2nd (No. to vote for 1)	(#/PCT 396) (#/RPT 396) (%/RP 100.0)		
No Candidates Filed	0 0.0		
AIP U.S. REP 18th Dist (No. to vote for 1)	(#/PCT 192) (#/RPT 192) (%/RP 100.0)		
Kevin H Cripe	261 100.0		

Gubernatorial Primary Election UNOFFICIAL
RESULTS - March 5, 2002 - Stanislaus County
SUMMARY REPORT

GRN Governor (No. to vote for 1)	(#/PCT 396) (#/RPT 396) (%/RP 100.0)	GRN U.S. REP 19th Dist (No. to vote for 1)	(#/PCT 204) (#/RPT 204) (%/RP 100.0)
Peter Miguel Camejo	137 100.0	No Candidates Filed	0 0.0
GRN Lt Governor (No. to vote for 1)	(#/PCT 396) (#/RPT 396) (%/RP 100.0)	GRN St.Senate 12th (No. to vote for 1)	(#/PCT 245) (#/RPT 245) (%/RP 100.0)
Donna J Warren	138 100.0	No Candidates Filed	0 0.0
GRN Secretary of State (No. to vote for 1)	(#/PCT 396) (#/RPT 396) (%/RP 100.0)	GRN St.Senate 14th (No. to vote for 1)	(#/PCT 151) (#/RPT 151) (%/RP 100.0)
Larry Shoup	136 100.0	No Candidates Filed	0 0.0
GRN Controller (No. to vote for 1)	(#/PCT 396) (#/RPT 396) (%/RP 100.0)	GRN St.Assembly 17th (No. to vote for 1)	(#/PCT 14) (#/RPT 14) (%/RP 100.0)
Laura Wells David Delano Blanco	121 84.0 23 15.9	No Candidates Filed	0 0.0
GRN Treasurer (No. to vote for 1)	(#/PCT 396) (#/RPT 396) (%/RP 100.0)	GRN St.Assembly 25th (No. to vote for 1)	(#/PCT 226) (#/RPT 226) (%/RP 100.0)
J-Marie Rosenmeier	142 100.0	No Candidates Filed	0 0.0
GRN Attorney General (No. to vote for 1)	(#/PCT 396) (#/RPT 396) (%/RP 100.0)	GRN St.Assembly 26th (No. to vote for 1)	(#/PCT 156) (#/RPT 156) (%/RP 100.0)
Glen Freeman Mowrer	140 100.0	No Candidates Filed	0 0.0
GRN Ins Commissioner (No. to vote for 1)	(#/PCT 396) (#/RPT 396) (%/RP 100.0)	GRN County Council E7 (No. to vote for 7)	(#/PCT 396) (#/RPT 396) (%/RP 100.0)
David I Sheidlower	140 100.0	April Hejka-Ekins	107 16.4
GRN St.Bd.of Equal -2nd (No. to vote for 1)	(#/PCT 396) (#/RPT 396) (%/RP 100.0)	Barbara Eniti	103 15.8
No Candidates Filed	0 0.0	Jerry Hejka-Ekins	83 12.7
GRN U.S. REP 18th Dist (No. to vote for 1)	(#/PCT 192) (#/RPT 192) (%/RP 100.0)	Kenneth J Kohler	81 12.4
No Candidates Filed	0 0.0	Theresa Herbeck	80 12.3
		Keith Werner *	78 12.0
		Angela Mc Gregor	64 9.8
		Monique Capp	53 8.1

Gubernatorial Primary Election UNOFFICIAL
 RESULTS - March 5, 2002 - Stanislaus County
 S U M M A R Y R E P O R T

LIB Governor (No. to vote for 1)	(#/PCT 396) (#/RPT 396) (%/RP 100.0)	LIB U.S. REP 19th Dist (No. to vote for 1)	(#/PCT 204) (#/RPT 204) (%/RP 100.0)
Gary David Copeland	181 100.0	Patrick Lee Mc Hargue	86 100.0
LIB Lt Governor (No. to vote for 1)	(#/PCT 396) (#/RPT 396) (%/RP 100.0)	LIB St.Senate 12th (No. to vote for 1)	(#/PCT 245) (#/RPT 245) (%/RP 100.0)
Pat Wright	179 100.0	David Eaton	123 100.0
LIB Secretary of State (No. to vote for 1)	(#/PCT 396) (#/RPT 396) (%/RP 100.0)	LIB St.Senate 14th (No. to vote for 1)	(#/PCT 151) (#/RPT 151) (%/RP 100.0)
Gail K Lightfoot	189 100.0	No Candidates Filed	0 0.0
LIB Controller (No. to vote for 1)	(#/PCT 396) (#/RPT 396) (%/RP 100.0)	LIB St.Assembly 17th (No. to vote for 1)	(#/PCT 14) (#/RPT 14) (%/RP 100.0)
No Candidates Filed	0 0.0	No Candidates Filed	0 0.0
LIB Treasurer (No. to vote for 1)	(#/PCT 396) (#/RPT 396) (%/RP 100.0)	LIB St.Assembly 25th (No. to vote for 1)	(#/PCT 226) (#/RPT 226) (%/RP 100.0)
Marian Smithson	180 100.0	No Candidates Filed	0 0.0
LIB Attorney General (No. to vote for 1)	(#/PCT 396) (#/RPT 396) (%/RP 100.0)	LIB St.Assembly 26th (No. to vote for 1)	(#/PCT 156) (#/RPT 156) (%/RP 100.0)
Ed Kuwatch	182 100.0	No Candidates Filed	0 0.0
LIB Ins Commissioner (No. to vote for 1)	(#/PCT 396) (#/RPT 396) (%/RP 100.0)		
Dale F Ogden	181 100.0		
LIB St.Bd.of Equal ~2nd (No. to vote for 1)	(#/PCT 396) (#/RPT 396) (%/RP 100.0)		
No Candidates Filed	0 0.0		
LIB U.S. REP 18th Dist (No. to vote for 1)	(#/PCT 192) (#/RPT 192) (%/RP 100.0)		
Linda De Groat	96 100.0		

Gubernatorial Primary Election UNOFFICIAL
RESULTS - March 5, 2002 - Stanislaus County
SUMMARY REPORT

NLW Governor	(#/PCT 396) (#/RPT 396) (No. to vote for 1) (%/RP 100.0)	NLW U.S. REP 19th Dist	(#/PCT 204) (#/RPT 204) (No. to vote for 1) (%/RP 100.0)
Iris Adam	18 100.0	No Candidates Filed	0 0.0
NLW Lt Governor	(#/PCT 396) (#/RPT 396) (No. to vote for 1) (%/RP 100.0)	NLW St.Senate 12th	(#/PCT 245) (#/RPT 245) (No. to vote for 1) (%/RP 100.0)
Kalee Przybylak	18 100.0	No Candidates Filed	0 0.0
NLW Secretary of State	(#/PCT 396) (#/RPT 396) (No. to vote for 1) (%/RP 100.0)	NLW St.Senate 14th	(#/PCT 151) (#/RPT 151) (No. to vote for 1) (%/RP 100.0)
Louise Marie Allison	23 100.0	No Candidates Filed	0 0.0
NLW Controller	(#/PCT 396) (#/RPT 396) (No. to vote for 1) (%/RP 100.0)	NLW St.Assembly 17th	(#/PCT 14) (#/RPT 14) (No. to vote for 1) (%/RP 100.0)
J Carlos Aguirre	21 100.0	No Candidates Filed	0 0.0
NLW Treasurer	(#/PCT 396) (#/RPT 396) (No. to vote for 1) (%/RP 100.0)	NLW St.Assembly 25th	(#/PCT 226) (#/RPT 226) (No. to vote for 1) (%/RP 100.0)
Sylvia Valentine	22 100.0	No Candidates Filed	0 0.0
NLW Attorney General	(#/PCT 396) (#/RPT 396) (No. to vote for 1) (%/RP 100.0)	NLW St.Assembly 26th	(#/PCT 156) (#/RPT 156) (No. to vote for 1) (%/RP 100.0)
No Candidates Filed	0 0.0	No Candidates Filed	0 0.0
NLW Ins Commissioner	(#/PCT 396) (#/RPT 396) (No. to vote for 1) (%/RP 100.0)		
Raul Calderon Jr	22 100.0		
NLW St.Bd.of Equal -2nd	(#/PCT 396) (#/RPT 396) (No. to vote for 1) (%/RP 100.0)		
No Candidates Filed	0 0.0		
NLW U.S. REP 18th Dist	(#/PCT 192) (#/RPT 192) (No. to vote for 1) (%/RP 100.0)		
No Candidates Filed	0 0.0		

Gubernatorial Primary Election UNOFFICIAL
RESULTS - March 5, 2002 - Stanislaus County
SUMMARY REPORT

Date 03/13/2002
Time 17:02:30

REF Governor	(#/PCT 396) (#/RPT 396) (No. to vote for 1) (%/RP 100.0)	REF U.S. REP 19th Dist	(#/PCT 204) (#/RPT 204) (No. to vote for 1) (%/RP 100.0)
No Candidates Filed	0 0.0	No Candidates Filed	0 0.0
REF Lt Governor	(#/PCT 396) (#/RPT 396) (No. to vote for 1) (%/RP 100.0)	REF St.Senate 12th	(#/PCT 245) (#/RPT 245) (No. to vote for 1) (%/RP 100.0)
Paul Jerry Hammosh	115 100.0	No Candidates Filed	0 0.0
REF Secretary of State	(#/PCT 396) (#/RPT 396) (No. to vote for 1) (%/RP 100.0)	REF St.Senate 14th	(#/PCT 151) (#/RPT 151) (No. to vote for 1) (%/RP 100.0)
Valli Sharp Geisler	113 100.0	No Candidates Filed	0 0.0
REF Controller	(#/PCT 396) (#/RPT 396) (No. to vote for 1) (%/RP 100.0)	REF St.Assembly 17th	(#/PCT 14) (#/RPT 14) (No. to vote for 1) (%/RP 100.0)
No Candidates Filed	0 0.0	No Candidates Filed	0 0.0
REF Treasurer	(#/PCT 396) (#/RPT 396) (No. to vote for 1) (%/RP 100.0)	REF St.Assembly 25th	(#/PCT 226) (#/RPT 226) (No. to vote for 1) (%/RP 100.0)
No Candidates Filed	0 0.0	No Candidates Filed	0 0.0
REF Attorney General	(#/PCT 396) (#/RPT 396) (No. to vote for 1) (%/RP 100.0)	REF St.Assembly 26th	(#/PCT 156) (#/RPT 156) (No. to vote for 1) (%/RP 100.0)
No Candidates Filed	0 0.0	No Candidates Filed	0 0.0
REF Ins Commissioner	(#/PCT 396) (#/RPT 396) (No. to vote for 1) (%/RP 100.0)		
No Candidates Filed	0 0.0		
REF St.Bd.of Equal -2nd	(#/PCT 396) (#/RPT 396) (No. to vote for 1) (%/RP 100.0)		
No Candidates Filed	0 0.0		
REF U.S. REP 18th Dist	(#/PCT 192) (#/RPT 192) (No. to vote for 1) (%/RP 100.0)		
No Candidates Filed	0 0.0		

Gubernatorial Primary Election UNOFFICIAL
RESULTS - March 5, 2002 - Stanislaus County
SUMMARY REPORT

Superior Court Judge #2 (No. to vote for 1)	(#/PCT 396) (#/RPT 396) (%/RP 100.0)	County Clerk-Recorder - (No. to vote for 1)	(#/PCT 396) (#/RPT 396) (%/RP 100.0)	Prop 40 - Calif. (No. to vote for 1)	(#/PCT 396) (#/RPT 396) (%/RP 100.0)	Oakdale Rural FPD -Mea.W (No. to vote for 1)	(#/PCT 16) (#/RPT 16) (%/RP 100.0)
Linda McFadden	14562 22.6	Lee Lundrigan	36826 61.4	Costal Protection	YES 35015 50.6	Approve Special	YES 1173 63.2
Alan Cassidy	12344 19.2	Bob Deklinski	23109 38.5	Bond Act of 2002 -	NO 34049 49.3	Tax? -	NO 683 36.7
Steve Casey	9198 14.3	District Attorney - (No. to vote for 1)	(#/PCT 396) (#/RPT 396) (%/RP 100.0)	Prop 41 - Voting (No. to vote for 1)	(#/PCT 396) (#/RPT 396) (%/RP 100.0)	Oakdale Irg.Div 1 Recall (No. to vote for 1)	(#/PCT 9) (#/RPT 9) (%/RP 100.0)
Frank Alvarez	9169 14.2	James Brazelton *	54029 100.0	Modernization	YES 30756 45.3	Shall Dale Price be	YES 920 67.6
Don Sutton	8622 13.4	Sheriff-Coroner - (No. to vote for 1)	(#/PCT 396) (#/RPT 396) (%/RP 100.0)	Bond Act of 2002 -	NO 37100 54.6	Removed from Office?	NO 440 32.3
Ernest Spokes	7281 11.3	Les Weidman *	57338 100.0	Prop 42 -Transportation (No. to vote for 1)	(#/PCT 396) (#/RPT 396) (%/RP 100.0)	Oakdale Irg. Div.1 - (No. to vote for 1)	(#/PCT 9) (#/RPT 9) (%/RP 100.0)
Thomas Bonte	3073 4.7	Treasurer-Tax Collector (No. to vote for 1)	(#/PCT 396) (#/RPT 396) (%/RP 100.0)	Congestion	YES 47891 69.5	To Succeed D. Price -	0 0.0
St.Supt.of Public Inst (No. to vote for 1)	(#/PCT 396) (#/RPT 396) (%/RP 100.0)	Tom Watson *	57797 100.0	Improvement Act -	NO 20956 30.4	Frank B Clark	887 100.0
Jack O'Connell	24731 40.1	Modesto City Coun.-Ch.2 (No. to vote for 1)	(#/PCT 140) (#/RPT 140) (%/RP 100.0)	Prop 43 - Right to (No. to vote for 1)	(#/PCT 396) (#/RPT 396) (%/RP 100.0)	Paradise El.Sch. - Mea.X (No. to vote for 1)	(#/PCT 6) (#/RPT 6) (%/RP 100.0)
Katherine H Smith	18292 29.6	Janice Keating	17957 57.4	Have	YES 46974 70.7	Issue General	YES 147 63.0
Lynne C Leach	15920 25.8	Armour Smith *	13309 42.5	Vote Counted -	NO 19466 29.2	Obligation Bonds?	NO 86 36.9
Joe Taylor	2711 4.3	Modesto City Coun.-Ch.4 (No. to vote for 1)	(#/PCT 140) (#/RPT 140) (%/RP 100.0)	Prop 44 - Chiropractors (No. to vote for 1)	(#/PCT 396) (#/RPT 396) (%/RP 100.0)	Unprofessional	YES 52575 79.6
Co.Supt.of Schools (No. to vote for 1)	(#/PCT 396) (#/RPT 396) (%/RP 100.0)	William E O'Bryant	17339 56.1	Conduct Amendment -	NO 13406 20.3	Prop 45 - Legislative (No. to vote for 1)	(#/PCT 396) (#/RPT 396) (%/RP 100.0)
Martin G Petersen *	54595 100.0	Dan Hopkins	13523 43.8	Term Limits/Local	YES 28684 42.5	Voter Petition -	NO 38784 57.4
Supervisor - 3rd Dist. (No. to vote for 1)	(#/PCT 76) (#/RPT 76) (%/RP 100.0)	Modesto City Coun.-Ch.5 (No. to vote for 1)	(#/PCT 140) (#/RPT 140) (%/RP 100.0)	Denny Jackman	15711 50.1		
Jeff Grover	6118 52.5	Denni Friedman *	15637 49.8	Kenni Friedman	15637 49.8		
Gary A Lopez	5532 47.4	Assessor - (No. to vote for 1)	(#/PCT 396) (#/RPT 396) (%/RP 100.0)				
Supervisor - 4th Dist. (No. to vote for 1)	(#/PCT 83) (#/RPT 83) (%/RP 100.0)	Doug Harms	32980 51.0				
Ray Simon *	10577 58.3	Mike Serpa	31644 48.9				
Michael Birch	7556 41.6	Auditor/Controller - (No. to vote for 1)	(#/PCT 396) (#/RPT 396) (%/RP 100.0)				
Assessor - (No. to vote for 1)	(#/PCT 396) (#/RPT 396) (%/RP 100.0)	Larry D Haugh *	52611 100.0				
Doug Harms	32980 51.0						
Mike Serpa	31644 48.9						
Auditor/Controller - (No. to vote for 1)	(#/PCT 396) (#/RPT 396) (%/RP 100.0)						
Larry D Haugh *	52611 100.0						

Gubernatorial Primary Election UNOFFICIAL
RESULTS - March 5, 2002 - Stanislaus County
SUMMARY REPORT

Congressional Dist. Stats (#/PCT 396) (#/RPT 396) (%/RP 100.0)	State Assembly Stats - (#/PCT 396) (#/RPT 396) (%/RP 100.0)	Supervisory Dist Stats (#/PCT 396) (#/RPT 396) (%/RP 100.0)	City Stats - (#/PCT 396) (#/RPT 396) (%/RP 100.0)
18th Congressional Reg.> 91999 Accum Registration - -> 91999 100.0 Number of Precincts -> 192 Precincts Reported -> 192 100.0 *Turnout by Absentee- -> 14166 15.3 *Turnout At The Polls-> 18451 20.0 *** Total 18th Turnout-> 32617 35.4	17th State Senate Reg.-> 4191 Accum Registration - -> 4191 100.0 Number of Precincts -> 14 Precincts Reported -> 14 100.0 *Turnout by Absentee- -> 462 11.0 *Turnout At The Polls-> 1149 27.4 *** Total 17th Turnout-> 1611 38.4	1st Sup Dist. Reg.- - -> 41677 Accum Registration - -> 41677 100.0 Number of Precincts -> 88 Precincts Reported -> 88 100.0 *Turnout by Absentee- -> 6738 16.1 *Turnout At The Polls-> 8855 21.2 *** Total 1st Turnout -> 15593 37.4	Ceres Registration- - -> 15540 Accum Registration - -> 15540 100.0 Number of Precincts -> 27 Precincts Reported -> 27 100.0 *Turnout At The Polls-> 2956 19.0
19th Congressional Reg.> 105857 Accum Registration - -> 105857 100.0 Number of Precincts -> 204 Precincts Reported -> 204 100.0 *Turnout by Absentee- -> 17714 16.7 *Turnout At The Polls-> 21915 20.7 *** Total 19th Turnout-> 39629 37.4	25th State Senate Reg.-> 113576 Accum Registration - -> 113576 100.0 Number of Precincts -> 226 Precincts Reported -> 226 100.0 *Turnout by Absentee- -> 20904 18.4 *Turnout At The Polls-> 24375 21.4 *** Total 25th Turnout-> 45279 39.8	2nd Sup Dist. Reg.- - -> 42994 Accum Registration - -> 42994 100.0 Number of Precincts -> 81 Precincts Reported -> 81 100.0 *Turnout by Absentee- -> 6329 14.7 *Turnout At The Polls-> 7991 18.5 *** Total 2nd Turnout -> 14320 33.3	Hughson Registration- -> 1981 Accum Registration - -> 1981 100.0 Number of Precincts -> 3 Precincts Reported -> 3 100.0 *Turnout At The Polls-> 411 20.7
State Senate Dist. Stats (#/PCT 396) (#/RPT 396) (%/RP 100.0)	26th State Senate Reg.-> 80089 Accum Registration - -> 80089 100.0 Number of Precincts -> 156 Precincts Reported -> 156 100.0 *Turnout by Absentee- -> 10514 13.1 *Turnout At The Polls-> 14842 18.5 *** Total 26th Turnout-> 25356 31.6	3rd Sup Dist. Reg.- - -> 35436 Accum Registration - -> 35436 100.0 Number of Precincts -> 76 Precincts Reported -> 76 100.0 *Turnout by Absentee- -> 5078 14.3 *Turnout At The Polls-> 7370 20.7 *** Total 3rd Turnout -> 12448 35.1	Modesto Registration- -> 82057 Accum Registration - -> 82057 100.0 Number of Precincts -> 140 Precincts Reported -> 140 100.0 *Turnout by Absentee- -> 16358 19.9 *Turnout At The Polls-> 16984 20.6 ***Total Modesto Trnout-> 33342 40.6
12th State Senate Reg.-> 131528 Accum Registration - -> 131528 100.0 Number of Precincts -> 245 Precincts Reported -> 245 100.0 *Turnout by Absentee- -> 20577 15.6 *Turnout At The Polls-> 25661 19.5 *** Total 12th Turnout-> 46238 35.1		4th Sup Dist. Reg.- - -> 44899 Accum Registration - -> 44899 100.0 Number of Precincts -> 83 Precincts Reported -> 83 100.0 *Turnout by Absentee- -> 9905 22.0 *Turnout At The Polls-> 9733 21.6 *** Total 4th Turnout -> 19638 43.7	Newman Registration - -> 2785 Accum Registration - -> 2785 100.0 Number of Precincts -> 5 Precincts Reported -> 5 100.0 *Turnout At The Polls-> 640 22.9
14th State Senate Reg.-> 66328 Accum Registration - -> 66328 100.0 Number of Precincts -> 151 Precincts Reported -> 151 100.0 *Turnout by Absentee- -> 11303 17.0 *Turnout At The Polls-> 14705 22.1 *** Total 14th Turnout-> 26008 39.2		5th Sup Dist. Reg.- - -> 32850 Accum Registration - -> 32850 100.0 Number of Precincts -> 68 Precincts Reported -> 68 100.0 *Turnout by Absentee- -> 3830 11.6 *Turnout At The Polls-> 6417 19.5 *** Total 5th Turnout -> 10247 31.1	Oakdale Registration- -> 7380 Accum Registration - -> 7380 100.0 Number of Precincts -> 15 Precincts Reported -> 15 100.0 *Turnout At The Polls-> 1577 21.3

Gubernatorial Primary Election UNOFFICIAL
RESULTS - March 5, 2002 - Stanislaus County
SUMMARY REPORT

City Stats Continued -	(#/PCT 396) (#/RPT 396) (%/RP 100.0)	School Stats	(#/PCT 396) (#/RPT 396) (%/RP 100.0)	Party Registration Stats	(#/PCT 396) (#/RPT 396) (%/RP 100.0)	Total Co.Reg/Turnout- ->	(#/PCT 396) (#/RPT 396) (%/RP 100.0)
Patterson Registration->	4314	Paradise Elem Reg. - ->	542	AMER.INDEPENDENT Reg. ->	4421	Co.-Wide Registration ->	197856
Accum Registration - ->	4314 100.0	Accum Registration - ->	542 100.0	AIP Accum Reg. - - - ->	4421 100.0	County Accum Reg.- - ->	197856 100.0
Number of Precincts ->	7	Number of Precincts ->	6	*AIP Absentee Turnout->	388 8.7	Number of Precincts ->	396
Precincts Reported ->	7 100.0	Precincts Reported ->	6 100.0	*AIP Turnout at Polls->	493 11.1	Precincts Reported ->	396 100.0
*Turnout At The Polls->	822 19.0	*Turnout by Absentee- ->	0 0.0	***AIP Total Turnout ->	881 19.9		
		*Turnout At The Polls->	245 45.2			*Turnout by Absentee- ->	31880 16.1
Riverbank Registration->	6768	***Total Paradise Trnt->	245 45.2	DEMOCRAT Registration ->	84282	*Turnout At The Polls->	40366 20.4
Accum Registration - ->	6768 100.0			DEM Accum Reg. - - - ->	84282 100.0	*** Total Co. Turnout ->	72246 36.5
Number of Precincts ->	9	Special District Stats	(#/PCT 396)	*DEM Absentee Turnout->	15604 18.5		
Precincts Reported ->	9 100.0		(#/RPT 396)	*DEM Turnout at Polls->	18312 21.7		
*Turnout At The Polls->	1129 16.6		(%/RP 100.0)	***DEM Total Turnout ->	33916 40.2		
		Oakdale Irrig #1 Reg. ->	3896	LIBERTARIAN Reg.- - - ->	874		
Turlock Registration- ->	26983	Accum Registration - ->	3896 100.0	LIB Accum Reg. - - - ->	874 100.0		
Accum Registration - ->	26983 100.0	Number of Precincts ->	9	*LIB Absentee Turnout->	63 7.2		
Number of Precincts ->	36	Precincts Reported ->	9 100.0	*LIB Turnout at Polls->	163 18.6		
Precincts Reported ->	36 100.0	*Turnout by Absentee- ->	809 20.7	***LIB Total Turnout ->	226 25.8		
*Turnout At The Polls->	4550 16.8	*Turnout At The Polls->	884 22.6				
		***Total O-Irrig Trnt ->	1693 43.4	REPUBLICAN Reg. - - - ->	84504		
Waterford Registration->	2909			REP Accum Reg. - - - ->	84504 100.0		
Accum Registration - ->	2909 100.0	Oakdale Rural Fire Reg->	4166	*REP Absentee Turnout->	14622 17.3		
Number of Precincts ->	3	Accum Registration - ->	4166 100.0	*REP Turnout at Polls->	19778 23.4		
Precincts Reported ->	3 100.0	Number of Precincts ->	16	***REP Total Turnout ->	34400 40.7		
*Turnout At The Polls->	516 17.7	Precincts Reported ->	16 100.0				
		*Turnout by Absentee- ->	788 18.9	GREEN Registration- - ->	619		
Unincorp. Area Reg. - ->	47139	*Turnout At The Polls->	1172 28.1	GRN Accum Reg. - - - ->	619 100.0		
Accum Registration - ->	47139 100.0	***Total O-Fire Trnt->	1960 47.0	*GRN Absentee Turnout->	51 8.2		
Number of Precincts ->	151			*GRN Turnout at Polls->	118 19.0		
Precincts Reported ->	151 100.0			***GRN Total Turnout ->	169 27.3		
*Turnout At The Polls->	10781 22.8						
				NATURAL LAW Reg.- - - ->	147		
Unapportioned City Avs-	(#/PCT 396)			NLP Accum Reg. - - - ->	147 100.0		
	(#/RPT 396)			*NLP Absentee Turnout->	8 5.4		
	(%/RP 100.0)			*NLP Turnout at Polls->	24 16.3		
***Unapportd Turnout- ->	15522			***NLP Total Turnout ->	32 21.7		
				REFORM Registration - ->	888		
				REF Accum Reg. - - - ->	888 100.0		
				*REF Absentee Turnout->	100 11.2		
				*REF Turnout at Polls->	119 13.4		
				***REF Total Turnout ->	219 24.6		

ELECTIONS REVIEW COMMITTEE

MINUTES

FEBRUARY 25, 2002

5 P.M.

BASEMENT TRAINING ROOM, TENTH STREET PLACE

In Attendance

Paul Baxter, Larry Giventer, Randy Siefkin, Bill Watson, Gene Carhart, Terry Cervelli, John Fleming, Myrtle Osner, Don Baumer, Dennis Goodman, Raul Ortega, Jim De Martini, Mike Normoyle, Paul Caruso, Andrea Duron, Joan Clendenin, Dave Thomas, Pat Paul, Pat Glatke, Linda Guerrini

Updates and Comments

Co Chairs Giventer and Siefkin convened the meeting at 5:00 pm. Randy Siefkin gave a brief recap of the interim report presented to the Board of Supervisors.

Paul Baxter gave a short overview on the results of the Logic and Accuracy test performed last week.

Reorganization Proposal

Doris Foster from the CEO's office presented a preview of the draft reorganization for the Elections division. A portion of the proposal will be presented to the Board of Supervisors in March. Input from the committee was encouraged.

Sub Committee Reports

The sub committees are to submit a two-part report by the end of March. The report should be point by point specific and contain an observation as well as a recommendation. A preliminary report is due March 11, 2002.

Sacramento County Tour

Mr. Dwight Beattie will be giving the tour of Sacramento County. The date of the tour will be determined after the election.

Election Night Results

Election Night results will be available at 10th Street Place tables and chairs will be set up in the vacant retail space located at ground level. Results will also be available through the county website: www.co.stanislaus.ca.us

Closing Comments

Committee members are strongly urged to visit the Elections office as well as a few polling places on Election Day. Members will be provided Observer Panel badges for identification.

Next Meeting

The next meeting is scheduled for Monday March 11th at 5:00 pm.

Ballot confusing — lines short

New voting rules create more work, stress for poll workers

By Susan Sward
CHRONICLE STAFF WRITER

Millions of Californians made their way to the polls yesterday in a primary that veteran vote counters dubbed "an election from hell" due to a new law spelling out who gets to vote for what.

Under this new state law, people registered as "declined to state" may request the ballot of a particular party if they want to vote for a partisan candidate, but

they must know to request such a ballot. Otherwise, their nonpartisan ballot will include no partisan races.


The new rules seemed complicated for many voters, but the rest of the election process appeared to be going smoothly, with only the normal amount of technical and human glitches popping up here and there.

With the secretary of state's office predicting a 36 percent turnout, county election officials

across the state said many Californians who did turn out to cast their votes had trouble navigating their way through these complex new primary rules.

"This is a new complicated, confusing procedure," said Brad Clark, Alameda County's registrar of voters. "When the Legislature proposed this, election officials told them people wouldn't understand it, and there would be a lot

► ELECTIONS: Page A9 Col. 1



Ballot confounds voters

► ELECTIONS

From Page 1

of problems. But they thought it was a good idea.

"I don't think any of them has ever worked in a polling place," Clark said dryly. He is president of the California Association of Clerks and Election Officials.

"This declined-to-state law is causing a lot of confusion everywhere," said Rosalyn Lever, registrar of voters in Orange County. "But under the law, the poll workers can't advise the voters" and the voters must know enough to request the specific ballot they want.

In San Francisco, where the Department of Elections has been plagued with problems and a high turnover of many in its management ranks in recent years, director Tammy Haygood said yesterday afternoon that as she toured polling locations around the city she found both poll workers and voters struggling with the new procedures governing decline-to-state voters.

"With this concept of decline-to-state voting, people are working through it," Haygood said. "We have trained our people on how to handle this."

She also said that a possible problem with election software had been investigated Monday and "it looks like it's going fine now." Overall, she said the election process was running smoothly.

For poll workers wrestling with the new rules, though, the day was often stressful.

"We have piles and piles and piles of ballots to deal with," said Bill Travis, a San Francisco poll supervisor at a Fillmore Street site. "It's ridiculous. If a person is registered 'declined to state,' often they don't know which ballot they want or even that they have a choice.

"We've had some people start voting, figure out they have a ballot they don't want and then they

request a new one and start all over again. Sometimes a person will tell me he's nonpartisan. Then I give him a choice and he still wants the nonpartisan ballot and then he comes back to me and says, 'There are no choices for governor,' which are only offered on partisan ballots.

Around the city, there were also the usual smattering of complaints from annoyed voters about polling sites opening late and other problems.

In the tiny Cow Hollow Playground, about two dozen voters had to vote outside because the park building used for voting had not been unlocked for the 7 a.m. poll opening.

At a Marina district polling site, a poll worker said his precinct list included the names of several persons whose addresses were in precincts in other neighborhoods — leaving those voters very irritated when they showed up only to be told to go to another precinct miles away.

San Francisco voter Azriel Hayes, whose polling place was in the Hayes Valley neighborhood, said he registered in February as a Democrat, only to find his polling place had him listed nonpartisan. When he got his ballot, he said he found "nowhere on the forms could I vote for the Democratic Central Committee, which was something I very much wanted to do."

Hayes said the poll officials told him because they had him listed as registering nonpartisan in the records, and even if that were a mistake, he could not vote for the Democratic Central Committee. He said that left him "very upset that my vote will not count. It's not a democracy if you can't vote."

Another San Francisco voter, George Beiler, said he found that when he fed his ballot cards into the machine at his polling place, one was rejected. He said it turned out that an ink mark he had made on one side of the ballot "had

made the machine think I had voted" twice in a race. So he received another ballot card and "was careful not to use too much ink" the second time around.

Because of new state redistricting, thousands of residents in the Bay Area and elsewhere found themselves voting in new polling sites. In San Francisco alone, 80 of the 648 locations were shifted in this election.

In San Francisco, there were 353 ballot versions, for example, while in Los Angeles it was even more complicated — with 398, election officials said.

Alfie Charles, spokesman for the secretary of state's office, said, "To make sure there are ballots for all the proper races in all the needed languages in every precinct in every county, the number of ballot types needed escalates rapidly."

Sometimes, the confusion involved got to be too much for poll workers.

In San Bernardino County, Registrar of Voters Ingrid Gonzales, who has worked in elections for two decades, said that between 11 p.m. Monday and 5:45 a.m. yesterday, she had 110 of her 2,700 poll workers quit — a number considerably greater than usual. That development sent her and her staff scrambling to the phones to find more workers on short notice.

"We had one election supervisor come in last night, and he just about threw his supplies through the door" as he quit, said Gonzales. "He said, 'It's just too hard, and you expect too much.'"

Statewide, most voters went to the polls under clear blue skies. In the state's far north, though, Crescent City voters went to the polls on a drizzly, gray day.

But Del Norte County Clerk-Recorder Vickie Frazier said, "Up here we're so used to rain — this is a beautiful Del Norte day — so I don't think it will affect the vote at all."

Runoffs run-in

S.F.'s Prop. A
hits snag —
city lacks
technology

By Ilene Lechuk
CHRONICLE STAFF WRITER

San Franciscans have decided to become the nation's first metropolis to dump runoff elections, perhaps starting with next year's highly anticipated mayoral race.

Experimenting with democracy, city voters on Tuesday easily approved Proposition A, which establishes instant runoffs by allowing voters to rank their favorite candidates in local primary elections.

Under the Proposition A formula, voters' first, second and third choices will be added up on election day until one candidate accumulates a majority of votes. (See chart.)

The old election system required the top two vote getters to square off in a subsequent runoff election whenever no candidate won more than 50 percent of the vote.

But as San Francisco breaks new ground, it is already hitting a snag.

According to Elections Department chief Tammy Haygood, the city doesn't currently have the technical equipment to count under the Proposition A formula and may not have the tools before the November 2002 election.

Election Systems & Software, the city's equipment vendor, is researching how to implement the technology either on San Francisco's year-old optical scan system or on new touch screens the city would have to buy. No one knows the cost yet.

Joe Taggard, regional sales vice president for ES&S, said he



LEA SUZUKI / The Chronicle

Department of Elections worker Lulu Frias checked a ballot to determine whether the voter's intentions were clear.

home, the idea has come up in Oakland, San Leandro and Santa Clara County. The Oakland City Council is expected to discuss it on Tuesday. The Berkeley City Council last year approved the idea in concept and may put it before voters as a ballot measure this fall.

Like San Francisco, these other Bay Area cities and counties are waiting for the technology. They also have to wait for the secretary of state to check and approve any new equipment for accuracy.

Advocates, who include cash-poor political groups such as the Green Party, say instant runoffs will save candidates and the city money. Opponents say it will confuse and turn off voters.

"San Francisco is making a move toward a simpler more efficient way of conducting a runoff," said Caleb Kleppner, project director of the national Center for Voting and Democracy, the major backer of Proposition A.

Kleppner said the system had been tested — in Cambridge, Mass., since 1941. The difference, however, is voters may get to choose from a large field of candidates running for, say, four City Council seats. So voters rank their top four candidates to fill all the seats at once. In San Francisco, voters will be considering only

However, City Treasurer Susan Leal believes instant runoffs may help her if she decides to enter the mayor's race. While she concedes she isn't as flashy or well-known as Ammanno or likely challenger Supervisor Gavin Newsom, she may be many voters' second choice.

"I may not be someone's ideological or emotional first choice candidate, but I may be seen as someone who can still do a solid job," Leal said.

Activist Robert Haaland, who has helped the city's so-called progressive candidates run for office, said he would have to run campaigns differently — by working with like-minded candidates who don't mind endorsing each other in the same race.

"The more you work together in a bigger tent, the more successful you are," Haaland said.

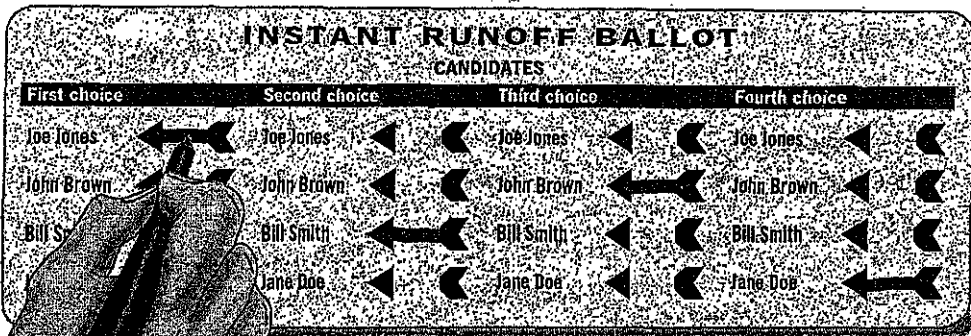
Campaign consultant Mark Mosher, who has worked for some more moderate candidates, agreed. The traditional thinking has been that similar candidates will split the votes. Now, that isn't so.

"Rather than harming you," Mosher said, "they will deliver the votes in a basket to you."

E-Mail Ilene Lechuk at
ilechuck@sfchronicle.com.

Instant runoff voting

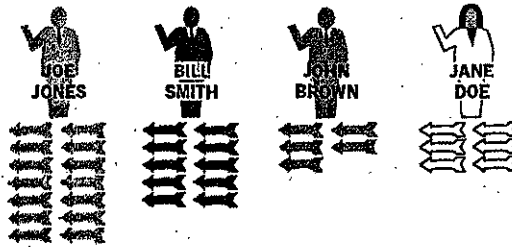
San Francisco voters Tuesday approved Proposition A, making San Francisco the first large city in the nation to approve instant runoffs for local elections. With instant runoffs, the city would no longer need to hold separate runoff elections if no candidate wins a majority of votes during a primary election.



How the votes are tabulated

ROUND 1

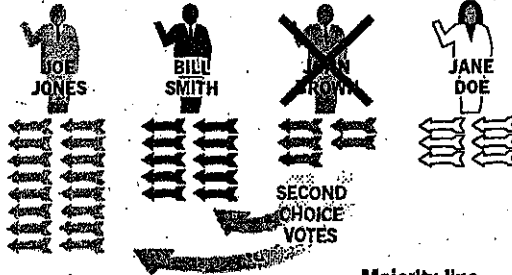
Voters' first choices are counted to see if any candidate won outright with a majority of votes. In this case, Joe Jones has the lead but not the majority, so there's a second round of counting.



Majority line

ROUND 2

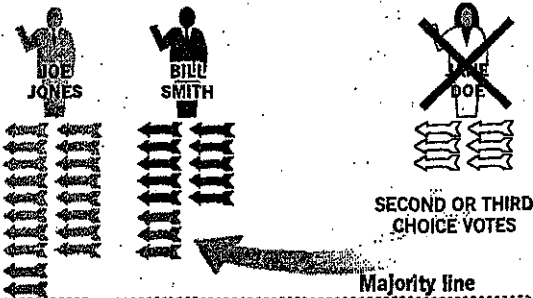
The candidate with the fewest votes, John Brown, is eliminated. All the people who voted for him have their votes distributed to their second choice.



Majority line

ROUND 3

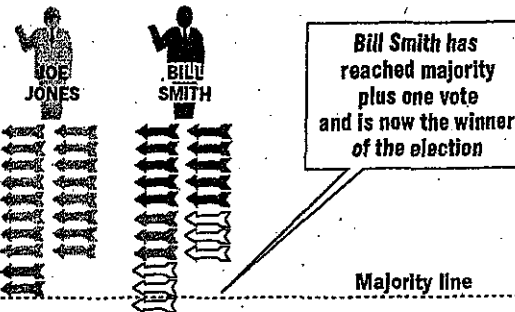
The count continues if still no candidate has a majority of votes. The next candidate with the fewest votes, Jane Doe, is eliminated. All the people who voted for her have their votes distributed to their next choice. By now, some voters' first and second choices may have been eliminated and their votes would go to their third choice.



Majority line

ROUND 4

In this example, the fourth round of runoff votes shows that Bill Smith has now reached a majority vote and is the winner.



Majority line

Sources: City of San Francisco; Center for Voting and Democracy; Chronicle research

Ballot process faces challenge

'Declined to state' voters faced confusion because of new law

By Ilene Lelchuk

CHRONICLE STAFF WRITER

In the wake of what some election officials call California's most confusing election, two Republican candidates in San Francisco say poll workers may have mistakenly let some voters cast ballots in the wrong races.

San Francisco — recently in the spotlight for its Election Department snafus — has a lot of company this time. County registrars around the state have received complaints about last Tuesday's election, according to the secretary of state's office.

The source of confusion is a new state law that allows people registered as "declined to state" to request the ballot of a particular party if they want to vote for a partisan candidate. The catch is they can't vote for party Central Committee candidates.

"The new primary rules were confusing, and there were problems with poll workers providing voters with the right ballots in counties across the state," said Secretary of State spokesman Alfie Charles.

In San Francisco, Republican County Central Committee candidate Chris Bowman said he believed there might be at least 15,000 independent or "decline to state" voters who erroneously cast ballots for the Democratic or Republican central committee races.

Bowman and Don Casper, another Republican Central Committee candidate, have asked the city to inspect all uncounted ballots and discard any cast in their

She also rejected the request by Bowman and Casper that she inspect the remaining uncounted ballots, which are mostly provisional ballots cast by people who may have voted at the wrong polling place, as well as other election day mix-ups. These ballots are in security envelopes marked with the voter's political party and the number of ballot cards inside.

Haygood said it was "grossly unfair" to the provisional voters to single out these last remaining ballots for extra scrutiny and then trash them.

"If there was an error here, it's not a voter error," she said.

As for the counted ballots, Haygood said, it's impossible to figure out who cast which ballots because they are submitted anonymously.

But if Bowman is right about San Francisco, errors could make a big difference in the little-known local party races. In one Republican Central Committee race where voters chose 12 committee members, candidate Darcy Linn currently is in 13th place and losing by just 11 votes.

Bowman is in 10th place in the same race, but he doesn't feel the victory is firmly his.

The committee seats are often used as stepping stones to higher office. The committees raise money for their parties, endorse candidates and ballot measures and work with their state and national committees to develop or lobby for legislation.

In heavily Democratic San Francisco, the party's central



*Clerk: PO Box 1670, Modesto, CA 95353
Phone: 209.525.5250
Recorder: PO Box 1008, Modesto, CA 95353
Phone: 209.525.5260*

ELECTIONS REVIEW COMMITTEE

**The last two meetings for the
Committee will be held:**

**March 25, 2002, 5 p.m. at Tenth Street Place
Conference Room 2008 (second floor)**

&

**April 1, 2002, 5 p.m. at Tenth Street Place
Basement Training Room**

The four sub-committee reports and recommendations will be included in your agenda packet for the March 25 meeting. If you will be unable to attend March 25 and want to comment on the recommendations, you can send them to Larry, Randy, or Paul and they will share them at the meeting.