

Deck the Halls with Less Waste!



HAPPY HOLIDAYS!

This site offers the following tips and ideas:

- Christmas Tree Pick-up & Recycling
- Be a "Green Wrap Star"
- No Waste Gift-Giving
- Tips for a Greener Holiday
- Give the Earth a Present
- The Grinch's Recycling Tale



Christmas Tree Pick-up and Recycling in the Unincorporated Areas of Stanislaus County:



The garbage haulers have established the following guidelines for residents within the unincorporated areas of Stanislaus County. Residents in all other areas should contact their City Hall or garbage hauler for specific information. For residents who are serviced by:

Gilton Solid Waste

Manual Can Customers: Bag, box or bundle and set next to can for removal.

Automated Can Customers: Cut tree up so that it will fit in the container with the lid closed.

Any questions or requests for different services, contact the Gilton Solid Waste office at 209-527-3781

Bertolotti Disposal

Christmas trees will be picked up in Salida, Del Rio and Keyes the week of January 8-12, 2018. Whole trees under 5 ft. at the curb are fine. Trees over 5 ft. should be cut up for curbside pick up. Flocked tree's will not be picked up. For more information, contact Bertolotti Disposal at 209-537-6911

Turlock Scavenger

Christmas trees should be cut into 2 foot pieces to fit in the automated can. Beginning December 26, whole trees (please remove metal tree stands) will be picked up at the curb for 3 weeks.

For additional information or to request different services, contact the Turlock Scavenger Customer Service Dept. at 209-668-7274 ext. 2



Be a "Green Wrap Star"

- Creative wrapping paper substitutes include the Sunday comics or sports section. Decorate paper shopping bags with markers, crayons or paint.
- Make your holiday wrapping part of the gift! Use a tote bag, a basket or scarf to wrap the present and hair ribbons or shoelaces as package decorations.
- Hide the large gift somewhere in the house and give the person a card with a clue, or series of cards, to lead them to the present.
- Wrap gifts in fabric, or pillowcases.
- Use children's art to fit the top and bottom of a gift box and permanently attach it-that way the box can be reused without having the paper ripped to open it.
- Use flowers, evergreen sprigs, rosemary sprigs, pinecones, or yarn instead of plastic bows.
- Save and reuse the sturdier gift bags and gift boxes, both fold down and are easy to store for next year.
- If you do use store-bought wrapping paper, buy the kind with recycled content.




No Waste Gift-Giving


- How about giving a gift certificate?
- Make something. A home-cooked meal or baked goodies are always a hit!
- How about tickets to a sporting event, play, movie or concert?
- Make a charitable contribution in someone's name.
- When you shop, bring your own bags.
- Think durable and long term. How long will this last?





Deck the Halls with Less Waste!

Tips for a Greener Holiday

 **Give Green...**The greenest gifts are those that are durable and easy to repair, recycle, or reuse. Also gifts that help the environment, or those that benefit organizations that help the environment.

 **Party Green...**Avoid disposables when entertaining. If you must use them, buy napkins and plates made from recycled material. A good compromise is to use plastic dishes, cups, and utensils that you can wash and reuse year after year.

 **Decorate Green...**The greenest decorations are ones you make yourself: strung popcorn and cranberries; pine cones; wreaths, candles; and dried flowers. Decorate a living tree instead of a cut tree. If you do use a cut tree, make sure it is composted.

 **Wrap Green...** If you want to wrap things up, try brown grocery bags which you can decorate yourself.



Give the Earth a Present this Christmas by Reducing Waste and



Deck the halls with decorations that can be used for more than one year. Or make garlands of popcorn and cranberries which can be fed to the birds.

Look for wrapping paper and Christmas cards that are printed on recycled paper. Or use Christmas postcards that use less paper and save on postage too.

Ribbons, wrapping paper, and gift boxes can be used over and over. Store them with your decorations for next year.

When selecting a present, look for one which will last. Look for items which are repairable and reusable.

Another earth friendly idea is to give a present of yourself. Your time and talents are appreciated. Give a home baked goodie, gift of baby sitting, house cleaning or dog walking. These gifts are sometimes more appreciated than a store-bought item.

The Grinch's Recycling Tale



The Grinch hated recycling especially during holiday season. Now please don't ask why. No one quite knows the reason.

It could be a paper cut once caused him great pain. It could be holiday junk mail drove him insane. But I think that the most likely reason of all may have been that his recycling bin was two sizes too small.

Whatever the reason, the junk mail or his small bin, the Grinch chose to make everyone more miserable than him.

I won't pre-rinse: I'll make my recycling smell. I'll hide garbage in my leaves so no one can tell. I'll put out my papers on days when it rains. I'll add in some food waste to cause dirty stains. I'll recycle all plastics when only 1's and 2's are accepted, I'll put in 3's through 7's, who cares if I'm corrected. I'll throw in some light bulbs, crystal and glass panes. They say, "glass containers" but they're really all the same. And sometimes I'll simply throw my recycling away. After all, who is it hurting, if I miss one day?

The collectors struggled to recycle what they could. But the Grinch's recyclables were simply no good. Left out on the curb, so full of contamination, the overflowing bin sometimes littered. Oh, the abomination! Week after week, the Grinch called the collectors the fools. When week after week, he himself broke the rules.

Then one day the Grinch happened to see that the landfill was filling as fast as could be. And the Grinch began to ponder the meaning of this, "In a landfill how long would his items exist?"

Then the Grinch thought of something he hadn't before. Maybe recycling, he thought, isn't really a chore. Maybe recycling, he thought, means a little bit more.

In a landfill, the waste items are good for no one, but in recycling, waste items create jobs and so on. It is good to the earth and good for the community and he thought that if everyone would recycle in unity and buy recycled goods when they shopped at the store and recycled correctly and recycle more.. Then, maybe, perhaps we could make recycling pay. What happened then...well..in Stanislaus County they say, that the Grinch's small brain grew three sizes that day.

And the minute his mind wasn't feeling so maniacal, he thought of more ways and more reasons to recycle. And he spread these words to his neighbors and kin: Recycle correctly and recycle more in your recycling bin.

And to prove that he was dedicated to completing the caper He, himself, the Grinch, switched to recycled-content paper.