

THE BOARD OF SUPERVISORS OF THE COUNTY OF STANISLAUS
BOARD ACTION SUMMARY

DEPT: Treasurer / Tax Collector

BOARD AGENDA:6.B.13
AGENDA DATE: May 24, 2022

SUBJECT:

Acceptance of the Stanislaus County Treasury Pool March 2022 Monthly Investment Report

BOARD ACTION AS FOLLOWS:

RESOLUTION NO. 2022-0255

On motion of Supervisor Grewal Seconded by Supervisor B. Condit
and approved by the following vote,
Ayes: Supervisors: B. Condit, Chiesa, Grewal, C. Condit, and Chairman Withrow
Noes: Supervisors: None
Excused or Absent: Supervisors: None
Abstaining: Supervisor: None

- 1) Approved as recommended
- 2) Denied
- 3) Approved as amended
- 4) Other:

MOTION:

ATTEST: Elizabeth A. King
ELIZABETH A. KING, Clerk of the Board of Supervisors

File No.

**THE BOARD OF SUPERVISORS OF THE COUNTY OF STANISLAUS
AGENDA ITEM**

DEPT: Treasurer / Tax Collector

BOARD AGENDA:6.B.13
AGENDA DATE: May 24, 2022

CONSENT:

CEO CONCURRENCE: YES

4/5 Vote Required: No

SUBJECT:

Acceptance of the Stanislaus County Treasury Pool March 2022 Monthly Investment Report

STAFF RECOMMENDATION:

1. Accept the March 2022 Investment Report for the Stanislaus County Treasury Pool.
2. Authorize the Chairman of the Board of Supervisors to sign on behalf of the Board that the report has been reviewed and accepted.

DISCUSSION:

On April 16, 1996, the Board of Supervisors enacted Code Sections 2.30.010 through 2.30.040. This provided for a comprehensive policy of investment delegation and oversight, including:

- Delegation of day-to-day investment to the County Treasurer-Tax Collector
- Qualifications for the Office of County Treasurer-Tax Collector
- Establishment of a Treasury Pool Oversight Committee

On June 8, 2021, the Board of Supervisors reviewed and adopted the Investment Policy (Policy), effective July 1, 2021. The Policy was prepared by the Stanislaus County Treasurer-Tax Collector and reviewed for conformity with California State law by the Treasury Oversight Committee members comprised of the County Auditor-Controller, the County Superintendent of Schools' designee and a member of the public familiar with investments.

The Policy includes language that mandates the preparation of the monthly report and provides guidelines for its contents. Each monthly report contains a summary along with sufficient detail to show investment activity and compliance with legal and policy directives. The report is prepared by the Stanislaus County Treasurer-Tax Collector's Office, reviewed by the Treasurer-Tax Collector for conformity with the Stanislaus County Treasury Pool Investment Policy and distributed to the Treasury Pool Oversight Committee.

The Stanislaus County Treasury Pool yield to maturity for March 2022 was 0.81%. The Average-Days-to-Maturity at the end of March was 870 days. With the current cash flow and investment schedule, the Treasury is projecting sufficient cash to meet historical cash needs for the next six months, through the end of September 2022. To provide

additional information regarding the composition of the Treasury Pool and the diversity of holdings, the Treasurer-Tax Collector's monthly investment report includes the composition of the pool, as provided by the Auditor-Controller, a comparison of the Treasury Pool investment holdings year-on-year and a comparison of the Stanislaus County Treasury Pool to similar investment pools in the eight comparable counties. It should be noted that differences in size, cash flow, need and composition of funds greatly impact the strategy used and that earnings rates will fluctuate over time.

Upon acceptance and signature of the Chairman, the report can be viewed on the Stanislaus County Treasurer-Tax Collector's Office website at:

<http://www.stancounty.com/tr-tax/treasury.shtm>.

POLICY ISSUE:

Section 27133(e) of the State of California Government Code requires that the Treasurer of any county having an Oversight Committee prepare an investment report for said Committee. Section 2.30.040 of the Stanislaus County Code establishes the Treasury Oversight Committee and the Stanislaus County Investment Policy further mandates the preparation, review and acceptance of the investment report.

FISCAL IMPACT:

As part of the administration of the Pool, costs associated with the report (estimated at approximately \$800 per month) are deducted from interest earnings before distribution is made to the participating agencies' funds.

BOARD OF SUPERVISORS' PRIORITY:

The recommended actions are consistent with the Board's priority of *Delivering Efficient Public Services and Community Infrastructure* by providing transparency and adherence to the law through the issuance of monthly investment reports.

STAFFING IMPACT:

There is no staffing impact associated with acceptance of the Treasury Pool's March 2022 Monthly Investment Report. Existing Department staff prepares the monthly report.

CONTACT PERSON:

Dolores Sarenana, Assistant Treasurer-Tax Collector Telephone: (209) 525-6400

ATTACHMENT(S):

1. March 2022 Monthly Investment Report



Striving to be the Best

OFFICE OF TREASURER/TAX COLLECTOR

Donna Riley
Treasurer/Tax Collector

PO Box 3052, Modesto, CA 95353-0859
Phone: 209.525.6524 Fax: 209.525-4333

County of Stanislaus Treasury Pool
Monthly Investment Report
March 2022

The Stanislaus County Treasury Pool yield to maturity for March was 0.81%. The Average-Days-to-Maturity at the end of March was 870 days.


With our current cash flow and investment schedule, we will have sufficient cash to meet our historical cash needs for the next six months, through the end of September 2022.

The portfolio has been reviewed by both the Treasurer/Tax Collector and the Assistant Treasurer/Tax Collector for compliance with the investment policy. The US Bank custodial statement has been reviewed by both the Treasurer/Tax Collector and the Assistant Treasurer/Tax Collector for accuracy and completeness. The custodial statement is the source of market valuation for securities held by our custodial agent. All other securities are valued at cost.

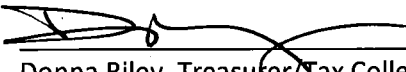
The Treasury Monthly Investment Report for March 2022 has been forwarded to the Treasury Oversight Committee members.



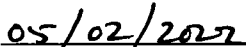
Dolores Sarenana, Assistant Treasurer/Tax Collector



Date



Donna Riley, Treasurer/Tax Collector

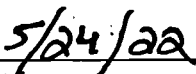


Date

The County of Stanislaus Board of Supervisors has reviewed and accepted the March 2022 Treasurer's Monthly Investment Report.



Chairman, Board of Supervisors



Date



**STANISLAUS COUNTY
SHORT-TERM INVESTMENT POOL SUMMARY
MARCH 31, 2022**

CASHFLOW:	MARCH 2022	YTD FY 2021/2022	MARCH 2021	YTD FY 2020/2021
BEG. CASH BALANCE	\$ 1,975,454,686.53	\$ 1,856,172,708.82	\$ 1,686,494,571.02	\$ 1,588,704,847.52
RECEIPTS	367,912,053.75	2,800,651,840.61	264,777,029.64	2,510,794,723.52
DISBURSEMENTS	(275,749,118.53)	(2,589,206,927.68)	(261,824,444.59)	(2,410,052,414.97)
ENDING CASH BALANCE	\$ 2,067,617,621.75	\$ 2,067,617,621.75	\$ 1,689,447,156.07	\$ 1,689,447,156.07

INTEREST INCOME:	MARCH 2022	YTD FY 2021/2022	MARCH 2021	YTD FY 2020/2021
INTEREST RECEIVED	\$ 1,693,703.46	\$ 14,513,717.60	\$ 2,514,071.56	\$ 20,387,546.18
TREASURY EXPENSE*	(42,535.88)	(364,225.43)	(55,529.61)	(425,215.68)
AUDITOR EXPENSE*	(6,189.34)	(115,301.32)	(28,306.50)	(130,321.39)
NET DISTRIBUTION	\$ 1,644,978.24	\$ 14,034,190.85	\$ 2,430,235.45	\$ 19,832,009.11

*BASED ON ACTUALS

BALANCE - 03/31/2022	DOLLAR COST	MARKET VALUE	MAX INVEST. AS % OF TOTAL	INVESTMENTS AS % OF TOTAL	MAX DAYS TO MATURE	AVG DAYS TO MATURE	YTM 360 EQUIV.
NEGOTIABLE CERT. OF DEPOSIT	\$ 140,000,000.00	\$ 139,226,265.00	30.00%	6.86%	1,825	231	0.48%
COMMERCIAL PAPER	44,821,283.34	44,765,000.00	40.00%	2.20%	270	138	0.52%
MANAGED POOL - LAIF	75,000,000.00	74,156,515.35		3.68%		1	0.41%
MANAGED POOL - CAMP	70,000,000.00	70,000,000.00		3.43%		1	0.37%
AGENCIES	994,472,522.74	947,197,692.67		48.74%	1,825	1,084	0.74%
TREASURIES	170,249,538.05	162,797,300.00		8.35%	1,825	907	0.56%
MEDIUM TERM NOTES	542,374,164.57	519,652,365.82	30.00%	26.59%	1,825	925	1.25%
MUNICIPAL BONDS	3,000,000.00	2,873,262.50		0.15%		823	0.49%
TOTAL INVESTMENTS	\$ 2,039,917,508.70	\$ 1,960,668,401.34		100.00%		870	0.81%
BOOK CASH BALANCE	27,700,113.05	27,700,113.05					
TOTAL	\$ 2,067,617,621.75	\$ 1,988,368,514.39					

BOOK & BANK BALANCE RECONCILIATION:

ORACLE FMS ENDING BOOK CASH BALANCE	\$ 27,518,423.69
TREASURY DEPOSITS IN TRANSIT (VAULT)	181,689.36
BANK RETURNED CHECKS	0.00
BOOK CASH BALANCE	\$ 27,700,113.05
<u>UNRECORDED BANK ITEMS</u>	
TREASURY/TAXES/RR CREDIT CARD REVENUE	(1,514,481.74)
TREASURY DEPOSITS IN TRANSIT (CASH/COIN SHIPMENTS)	(142,000.00)
TREASURY CASH ON HAND (VAULT)	(181,689.36)
<u>UNRECORDED BOOK ITEMS</u>	
BANK CREDITS/REVENUE	2,265,903.43
BANK DEBITS/WITHDRAWALS	(5,622,065.44)
BANK RETURNED CHECKS	0.00
BANK CASH BALANCE	\$ 22,505,779.94

ORACLE FMS TOTAL INVESTMENTS RECONCILIATION:

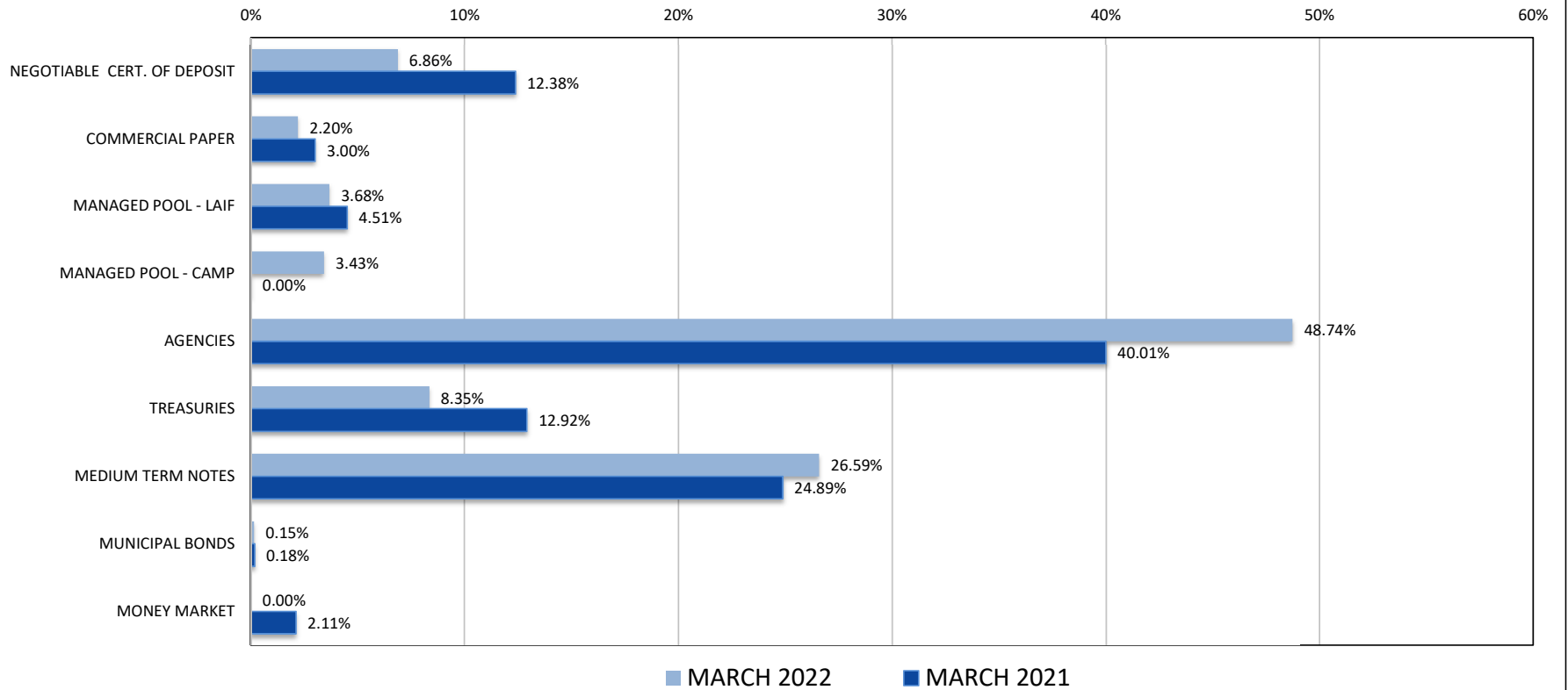
POOLED CASH - ALL FUNDS ON DEPOSIT	\$ 2,024,377,145.60
OUTSTANDING CHECKS/TRANSACTIONS	38,284,499.41
UNDISTRIBUTED YTD INTEREST	4,955,976.74
TOTAL CASH & INVESTMENTS	\$ 2,067,617,621.75

POOLED CASH PARTICIPANT DETAIL

COUNTY	45%	\$ 906,538,601.79
SCHOOL DISTRICTS	53%	1,063,598,078.00
SPECIAL DISTRICTS	3%	54,240,465.81
TOTAL	100%	\$ 2,024,377,145.60

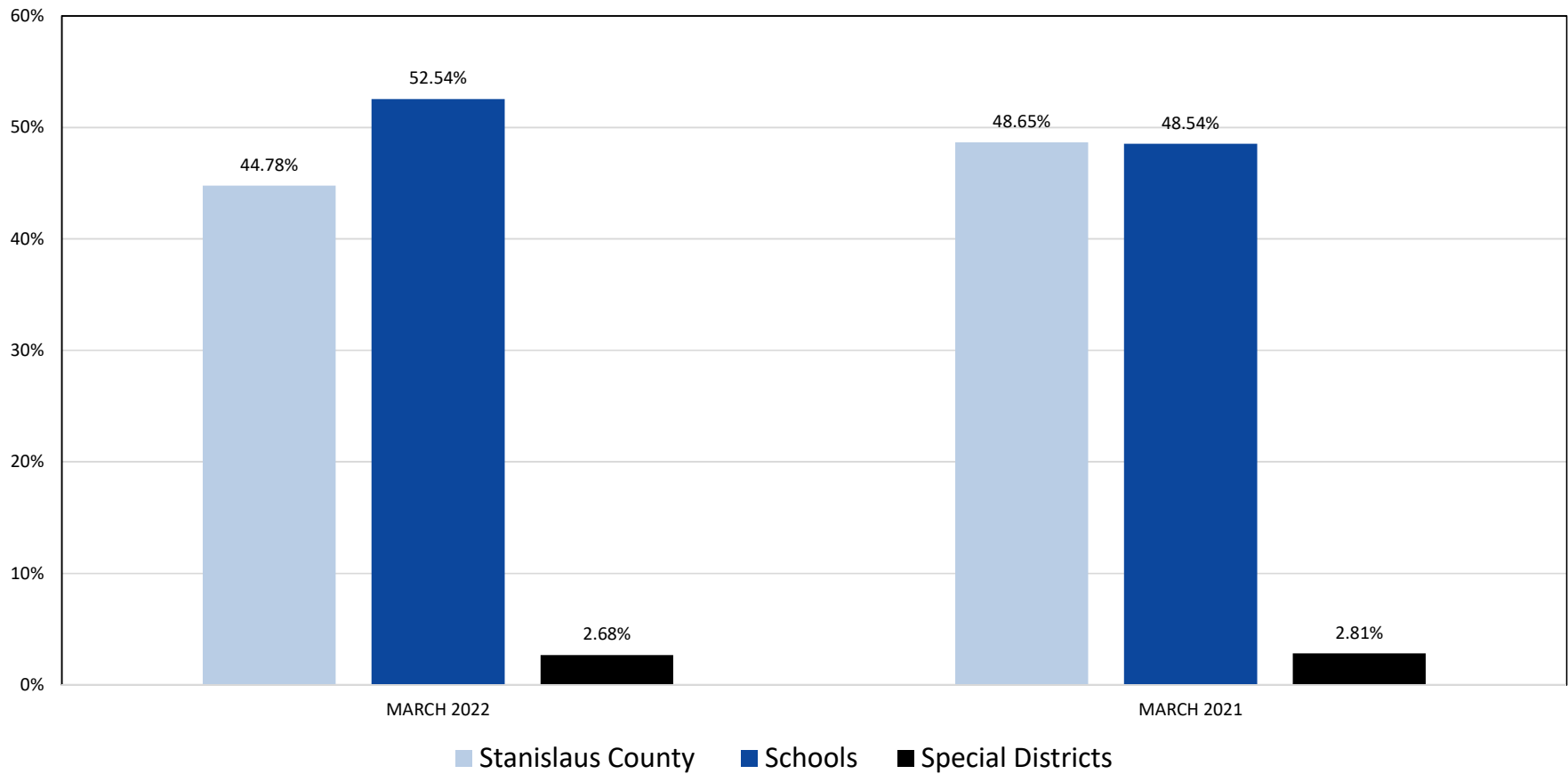


**STANISLAUS COUNTY TREASURY POOL
YEARLY COMPARISON OF ASSET DISTRIBUTION
MARCH 31, 2022
VS. MARCH 31, 2021**



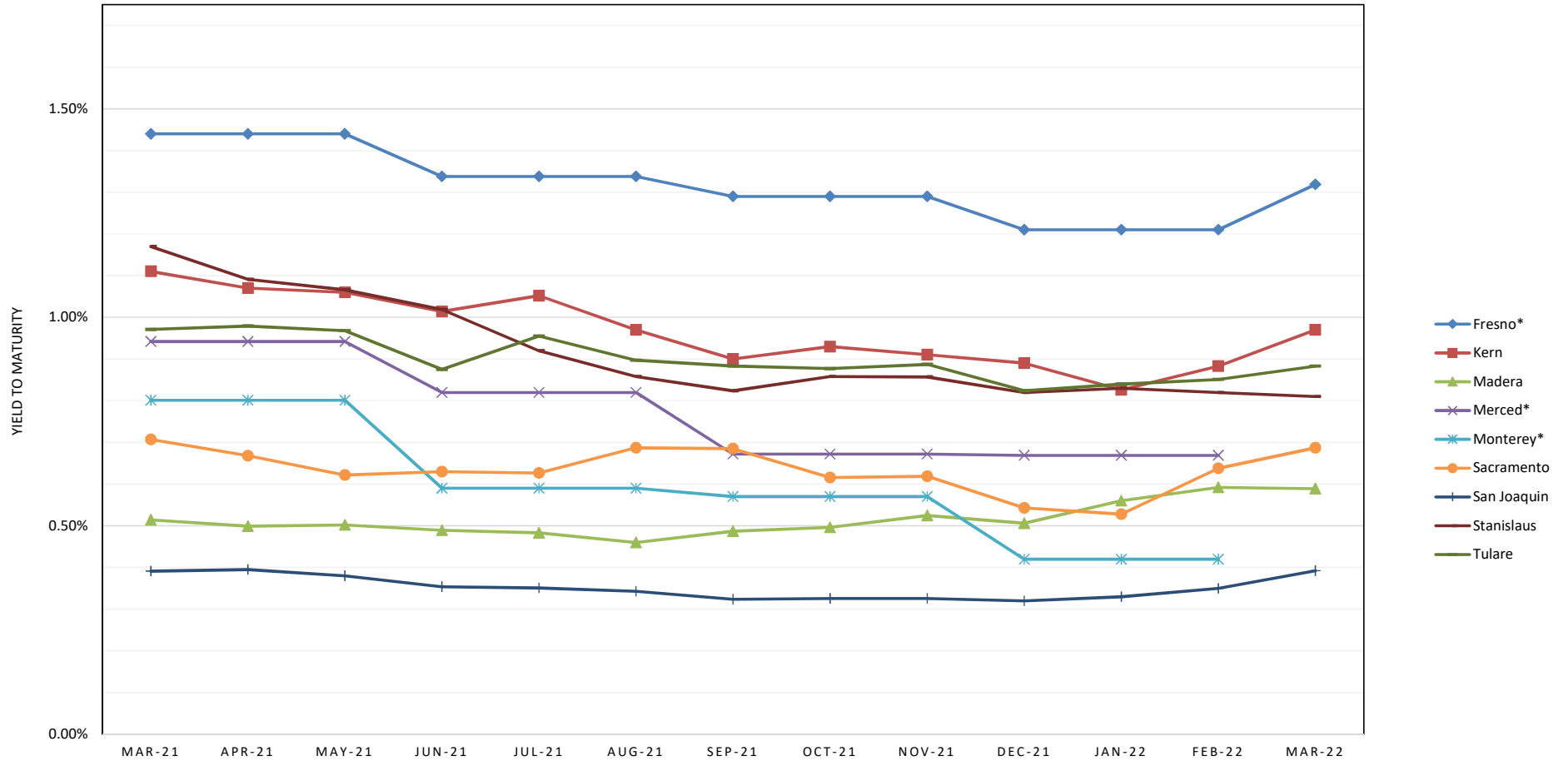


**STANISLAUS COUNTY TREASURY POOL
YEARLY COMPARISON OF PARTICIPANTS
MARCH 31, 2022
VS. MARCH 31, 2021**





STANISLAUS COUNTY TREASURY POOLED INVESTMENTS COMPARISON OF YIELD TO MATURITY FOR EIGHT COMPARABLE COUNTIES MARCH 2021 - MARCH 2022

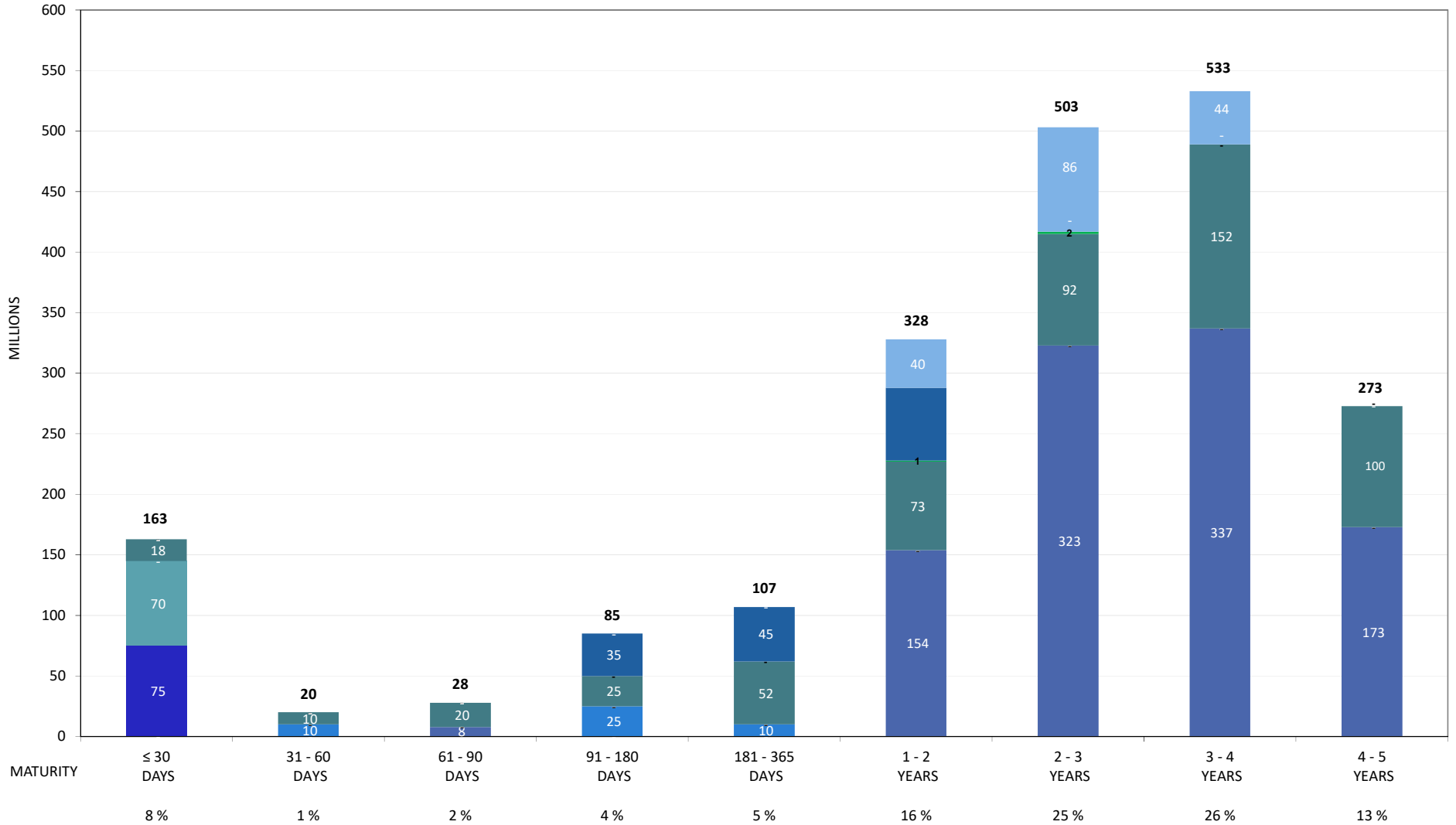


*PUBLISHED QUARTERLY



STANISLAUS COUNTY TREASURY POOL LONG TERM MATURITY DISTRIBUTION MARCH 31, 2022

- AGENCIES
- COMMERCIAL PAPER
- MANAGED POOL - LAIF
- MANAGED POOL - CAMP
- MONEY MARKET
- MEDIUM TERM NOTES
- MUNICIPAL BONDS
- NEGOTIABLE CERT. OF DEPOSIT
- TREASURIES





**STANISLAUS COUNTY TREASURY POOL
INTEREST ON INVESTMENTS
MARCH 2022**

DATE	90110/11 CERTIFICATE OF DEPOSIT	90115 COMMERCIAL PAPER	90125 MANAGED FUNDS (LAIF)	90126 MANAGED FUNDS (CAMP)	90130/31 AGENCIES COUP./DISC.	90132/33 TREASURIES COUP./DISC.	90140 MED. TERM NOTES	90145 MUNICIPAL BONDS	90165 MONEY MARKET	SYMPRO TOTAL	ORACLE	VARIANCE
1					69,750.00		40,067.73			\$ 109,817.73	\$ 109,817.73	-
2									18.27	18.27	\$ 18.27	-
3					228,575.28					228,575.28	\$ 228,575.28	-
4					18,000.00					18,000.00	\$ 18,000.00	-
5										-		-
6										-		-
7							465,625.00			465,625.00	\$ 465,625.00	-
8										-		-
9										-		-
10					90,500.00					90,500.00	\$ 90,500.00	-
11					14,500.00		86,773.50			101,273.50	\$ 101,273.50	-
12										-		-
13										-		-
14					503,125.00		11,250.00			514,375.00	\$ 514,375.00	-
15					58,035.00					58,035.00	\$ 58,035.00	-
16										-		-
17										-		-
18										-		-
19										-		-
20										-		-
21		4,800.00			17,250.00					22,050.00	\$ 22,050.00	-
22										-		-
23										-		-
24										-		-
25										-		-
26										-		-
27										-		-
28					58,395.00					58,395.00	\$ 58,395.00	-
29					97,625.00					97,625.00	\$ 97,625.00	-
30					117,281.25					117,281.25	\$ 117,281.25	-
31					(37,724.69)	89,174.89	(239,317.77)			(187,867.57)	\$ (187,867.57)	-
TOTAL	\$ -	\$ 4,800.00	\$ -	\$ -	\$ 1,235,311.84	\$ 89,174.89	\$ 364,398.46	\$ -	\$ 18.27	\$ 1,693,703.46	\$ 1,693,703.46	\$ -



**Stanislaus County Pool 2021/22
Portfolio Management
Portfolio Summary
March 31, 2022**

Investments	Par Value	Market Value	Book Value	% of Portfolio	Term	Days to Maturity	YTM 360 Equiv.
Negotiable CDs	140,000,000.00	139,226,265.00	140,000,000.00	6.86	393	231	0.484
Commercial Paper Disc. -Amortizing	45,000,000.00	44,765,000.00	44,872,097.23	2.20	232	138	0.516
Managed Pool Account - LAIF	75,000,000.00	74,156,515.35	75,000,000.00	3.68	1	1	0.414
Managed Pool Account - CAMP	70,000,000.00	70,000,000.00	70,000,000.00	3.43	1	1	0.366
Federal Agency Coupon Securities	993,649,000.00	947,197,692.67	994,472,522.74	48.75	1,516	1,084	0.740
Treasury Coupon Securities	170,000,000.00	162,797,300.00	170,249,538.05	8.35	1,129	907	0.556
Medium Term Notes	537,734,000.00	519,652,365.82	542,374,164.57	26.59	1,414	925	1.250
Municipal Bonds	3,000,000.00	2,873,262.50	3,000,000.00	0.15	1,426	823	0.492
Investments	2,034,383,000.00	1,960,668,401.34	2,039,968,322.59	100.00%	1,244	870	0.812

Total Earnings	March 31 Month Ending	Fiscal Year To Date
Current Year	1,525,326.77	14,183,118.67
Average Daily Balance	1,952,999,114.21	1,844,859,536.10
Effective Rate of Return	0.92%	1.02%

Stanislaus County Pool 2021/22
Portfolio Management
Portfolio Details - Investments
March 31, 2022

CUSIP	Investment #	Issuer	Average Balance	Purchase Date	Par Value	Market Value	Book Value	Stated Rate	YTM 360	YTM 365	Days to Maturity	Maturity Date
Negotiable CDs												
63873QRM8	3864	Natixis Banque Popular NY		12/07/2021	10,000,000.00	9,981,100.00	10,000,000.00	0.320	0.320	0.324	97	07/07/2022
60710RMF9	3874	Mizuho Bank LTD/NY		12/21/2021	25,000,000.00	24,936,500.00	25,000,000.00	0.330	0.330	0.335	117	07/27/2022
53947CM96	3826	Lloyds Bank Corp		08/27/2021	25,000,000.00	24,899,000.00	25,000,000.00	0.220	0.220	0.223	147	08/26/2022
90275DNV8	3781	UBS Ag Stamford Ct		04/09/2021	15,000,000.00	14,911,065.00	15,000,000.00	0.250	0.250	0.253	193	10/11/2022
06426GUN5	3780	Bank of the West		04/08/2021	10,000,000.00	9,958,200.00	10,000,000.00	0.250	0.250	0.253	200	10/18/2022
22536ACV4	3882	Credit Agricole CIB		12/29/2021	20,000,000.00	19,801,000.00	20,000,000.00	0.450	0.450	0.456	272	12/29/2022
78012U4U6	3888	Royal Bank of Canada		03/30/2022	10,000,000.00	10,000,900.00	10,000,000.00	1.830	1.830	1.855	277	01/03/2023
21684LCJ9	3868	Cooperatieve Rabobank UA		12/08/2021	25,000,000.00	24,738,500.00	25,000,000.00	0.700	0.690	0.700	465	07/10/2023
Subtotal and Average			130,645,161.29		140,000,000.00	139,226,265.00	140,000,000.00		0.484	0.491	231	
Commercial Paper Disc. -Amortizing												
22533UEL3	3865	Credit Agri CIB		12/07/2021	10,000,000.00	9,991,300.00	9,997,005.56	0.220	0.220	0.223	49	05/20/2022
63873KGS0	3859	Natixis Banque Popular NY		11/24/2021	15,000,000.00	14,949,300.00	14,986,466.67	0.280	0.283	0.287	116	07/26/2022
63873KJ24	3863	Natixis Banque Popular NY		12/07/2021	10,000,000.00	9,940,500.00	10,000,000.00		0.000	0.000	154	09/02/2022
53948BLW7	3889	Lloyds Bank Corp		03/31/2022	10,000,000.00	9,883,900.00	9,888,625.00	1.650	1.692	1.715	243	11/30/2022
Subtotal and Average			41,751,099.91		45,000,000.00	44,765,000.00	44,872,097.23		0.516	0.524	138	
Managed Pool Account - LAIF												
SYS61	61	Local Agency Investment Fund			75,000,000.00	74,156,515.35	75,000,000.00	0.420	0.414	0.420	1	
Subtotal and Average			43,870,967.74		75,000,000.00	74,156,515.35	75,000,000.00		0.414	0.420	1	
Managed Pool Account - CAMP												
CAMP	62	California Asset Management Pr			70,000,000.00	70,000,000.00	70,000,000.00	0.371	0.366	0.371	1	
Subtotal and Average			25,000,000.00		70,000,000.00	70,000,000.00	70,000,000.00		0.366	0.371	1	
Federal Agency Coupon Securities												
31422BQP8	3656	Farmer Mac		12/16/2019	25,000,000.00	24,903,500.00	25,000,000.00	1.640	1.618	1.640	441	06/16/2023
3135G05R0	3698	Federal National Mortgage Asso		08/12/2020	10,000,000.00	9,763,300.00	9,995,463.82	0.300	0.329	0.334	496	08/10/2023
3135G05T6	3803	Federal National Mortgage Asso		06/25/2021	15,000,000.00	14,659,950.00	15,012,730.40	0.350	0.284	0.288	504	08/18/2023
3135G0U43	3646	Federal National Mortgage Asso		10/30/2019	15,000,000.00	15,152,100.00	15,250,955.82	2.875	1.653	1.676	529	09/12/2023
3130AK6F8	3724	Federal Home Loan Bank		09/21/2020	10,000,000.00	9,777,700.00	9,996,319.44	0.230	0.252	0.255	538	09/21/2023
3130AK6F8	3725	Federal Home Loan Bank		09/21/2020	5,000,000.00	4,888,850.00	4,998,773.15	0.230	0.243	0.247	538	09/21/2023
3130AKAF3	3730	Federal Home Loan Bank		10/05/2020	14,000,000.00	13,666,100.00	13,990,480.00	0.220	0.262	0.265	552	10/05/2023
3133EK4X1	3650	Federal Farm Credit Bank		11/01/2019	10,000,000.00	9,927,400.00	9,991,014.58	1.600	1.636	1.659	579	11/01/2023
3133ENGW4	3869	Federal Farm Credit Bank		12/13/2021	10,000,000.00	9,734,400.00	9,991,075.00	0.660	0.703	0.713	621	12/13/2023

Stanislaus County Pool 2021/22
Portfolio Management
Portfolio Details - Investments
March 31, 2022

CUSIP	Investment #	Issuer	Average Balance	Purchase Date	Par Value	Market Value	Book Value	Stated Rate	YTM 360	YTM 365	Days to Maturity	Maturity Date
Federal Agency Coupon Securities												
3133EMN81	3813	Federal Farm Credit Bank		06/30/2021	15,000,000.00	14,548,800.00	14,992,141.27	0.310	0.336	0.340	637	12/29/2023
3134GWSK3	3711	Federal Home Loan Mortgage Co		09/03/2020	15,000,000.00	14,522,250.00	15,000,000.00	0.400	0.395	0.400	696	02/26/2024
3133EL6H2	3716	Federal Farm Credit Bank		09/08/2020	10,000,000.00	9,669,700.00	9,997,241.24	0.360	0.369	0.374	703	03/04/2024
3130AQB93	3867	Federal Home Loan Bank		12/17/2021	15,000,000.00	14,618,850.00	15,000,000.00	0.880	0.868	0.880	747	04/17/2024
3135GA3C3	3740	Federal National Mortgage Asso		11/17/2020	15,000,000.00	14,391,150.00	15,000,000.00	0.350	0.345	0.350	777	05/17/2024
3135GA4S7	3743	Federal National Mortgage Asso		11/20/2020	5,000,000.00	4,810,700.00	5,000,000.00	0.375	0.370	0.375	777	05/17/2024
3130AKFU5	3744	Federal Home Loan Bank		11/24/2020	17,800,000.00	17,118,794.00	17,794,430.72	0.350	0.360	0.365	784	05/24/2024
3134GXDK7	3746	Federal Home Loan Mortgage Co		11/30/2020	14,400,000.00	13,763,232.00	14,400,000.00	0.325	0.321	0.325	790	05/30/2024
3134GWJ64	3717	Federal Home Loan Mortgage Co		09/10/2020	10,000,000.00	9,559,200.00	10,000,000.00	0.400	0.395	0.400	801	06/10/2024
3134GXDL5	3748	Federal Home Loan Mortgage Co		12/10/2020	3,000,000.00	2,863,380.00	3,000,000.00	0.350	0.345	0.350	801	06/10/2024
3134GXDL5	3749	Federal Home Loan Mortgage Co		12/10/2020	6,200,000.00	5,917,652.00	6,200,000.00	0.350	0.345	0.350	801	06/10/2024
3134GXDL5	3750	Federal Home Loan Mortgage Co		12/10/2020	15,800,000.00	15,080,468.00	15,800,000.00	0.350	0.345	0.350	801	06/10/2024
3130A1XJ2	3645	Federal Home Loan Bank		10/25/2019	20,000,000.00	20,185,000.00	20,528,254.88	2.875	1.603	1.625	805	06/14/2024
3133EMAB8	3722	Federal Farm Credit Bank		09/17/2020	10,000,000.00	9,589,800.00	9,997,051.85	0.390	0.398	0.403	808	06/17/2024
31422BE89	3738	Farmer Mac		11/06/2020	10,000,000.00	9,573,000.00	10,022,898.86	0.420	0.312	0.316	810	06/19/2024
3130AMU34	3800	Federal Home Loan Bank		06/24/2021	20,000,000.00	19,190,000.00	19,952,414.81	0.330	0.431	0.437	815	06/24/2024
3134GV3A4	3714	Federal Home Loan Mortgage Co		09/04/2020	8,000,000.00	7,672,320.00	8,008,564.71	0.500	0.446	0.452	822	07/01/2024
3130ALRX4	3872	Federal Home Loan Bank		12/20/2021	11,500,000.00	10,985,605.00	11,407,262.94	0.500	0.848	0.860	829	07/08/2024
3136G4Z71	3710	Federal National Mortgage Asso		09/02/2020	10,000,000.00	9,564,500.00	10,000,000.00	0.450	0.444	0.450	878	08/26/2024
3130AJZH5	3712	Federal Home Loan Bank		09/04/2020	3,000,000.00	2,871,840.00	2,999,546.76	0.450	0.450	0.456	879	08/27/2024
3133EL6V1	3719	Federal Farm Credit Bank		09/14/2020	10,000,000.00	9,531,800.00	9,995,103.06	0.430	0.444	0.450	893	09/10/2024
3130A2UW4	3644	Federal Home Loan Bank		10/25/2019	20,000,000.00	20,191,000.00	20,559,804.10	2.875	1.657	1.680	896	09/13/2024
3130AQD59	3879	Federal Home Loan Bank		12/30/2021	5,000,000.00	4,847,350.00	5,001,362.12	1.000	0.975	0.989	913	09/30/2024
3134GWUX2	3728	Federal Home Loan Mortgage Co		09/30/2020	22,550,000.00	21,542,917.00	22,539,441.43	0.375	0.389	0.394	913	09/30/2024
3133EMCN0	3734	Federal Farm Credit Bank		10/15/2020	5,000,000.00	4,750,500.00	4,995,239.58	0.400	0.432	0.438	928	10/15/2024
3130AKEV4	3877	Federal Home Loan Bank		12/29/2021	5,000,000.00	4,740,550.00	4,926,504.05	0.400	0.987	1.001	948	11/04/2024
3133ENGN4	3866	Federal Farm Credit Bank		12/09/2021	15,000,000.00	14,371,800.00	15,000,000.00	0.970	0.957	0.970	983	12/09/2024
3130AMZP0	3816	Federal Home Loan Bank		06/30/2021	15,000,000.00	14,218,350.00	14,995,829.48	0.650	0.651	0.660	1,064	02/28/2025
3133EMJP8	3754	Federal Farm Credit Bank		12/10/2020	20,000,000.00	18,854,800.00	20,000,000.00	0.490	0.483	0.490	1,074	03/10/2025
3130AMX80	3818	Federal Home Loan Bank		06/30/2021	4,950,000.00	4,690,224.00	4,950,000.00	0.670	0.661	0.670	1,092	03/28/2025
3130AN4X5	3820	Federal Home Loan Bank		07/01/2021	15,000,000.00	14,211,150.00	15,000,000.00	0.670	0.661	0.670	1,096	04/01/2025
31422BYS3	3804	Farmer Mac.		06/25/2021	17,753,000.00	16,779,603.01	17,736,942.58	0.650	0.671	0.680	1,123	04/28/2025
3133EMH47	3799	Federal Farm Credit Bank		06/24/2021	20,000,000.00	18,800,600.00	19,967,737.43	0.600	0.642	0.651	1,172	06/16/2025
3135GAAZ4	3757	Federal National Mortgage Asso		12/24/2020	8,000,000.00	7,490,080.00	8,000,000.00	0.500	0.493	0.500	1,180	06/24/2025
3130AQFX6	3881	Federal Home Loan Bank		12/30/2021	10,500,000.00	10,132,395.00	10,500,000.00	1.180	1.164	1.180	1,186	06/30/2025
3136G4A86	3688	Federal National Mortgage Asso		07/21/2020	25,000,000.00	23,385,000.00	24,942,152.78	0.500	0.563	0.571	1,207	07/21/2025

Stanislaus County Pool 2021/22
Portfolio Management
Portfolio Details - Investments
March 31, 2022

CUSIP	Investment #	Issuer	Average Balance	Purchase Date	Par Value	Market Value	Book Value	Stated Rate	YTM 360	YTM 365	Days to Maturity	Maturity Date
Federal Agency Coupon Securities												
3133ELZ80	3693	Federal Farm Credit Bank		07/29/2020	25,000,000.00	23,390,750.00	25,000,000.00	0.580	0.572	0.580	1,215	07/29/2025
3133EL2S2	3694	Federal Farm Credit Bank		08/04/2020	10,000,000.00	9,383,400.00	10,000,000.00	0.670	0.661	0.670	1,221	08/04/2025
3134GWJW7	3695	Federal Home Loan Mortgage Co		08/04/2020	15,000,000.00	14,133,000.00	15,000,000.00	0.550	0.542	0.550	1,221	08/04/2025
3136G4Q48	3702	Federal National Mortgage Asso		08/19/2020	10,000,000.00	9,374,700.00	9,993,233.33	0.600	0.612	0.620	1,236	08/19/2025
3136G4M34	3703	Federal National Mortgage Asso		08/19/2020	5,000,000.00	4,651,750.00	5,000,000.00	0.450	0.444	0.450	1,236	08/19/2025
3133EL4W1	3715	Federal Farm Credit Bank		09/04/2020	10,000,000.00	9,319,100.00	9,996,582.91	0.610	0.612	0.620	1,242	08/25/2025
3135G05X7	3708	Federal National Mortgage Asso		08/27/2020	10,000,000.00	9,306,300.00	9,968,140.60	0.375	0.463	0.470	1,242	08/25/2025
3136G4X57	3713	Federal National Mortgage Asso		09/04/2020	7,441,000.00	6,980,848.56	7,441,000.00	0.625	0.616	0.625	1,242	08/25/2025
3130AJZ36	3707	Federal Home Loan Bank		08/27/2020	10,000,000.00	9,350,500.00	9,993,188.89	0.600	0.612	0.620	1,244	08/27/2025
3130ANW48	3831	Federal Home Loan Bank		08/30/2021	15,000,000.00	14,119,950.00	15,000,000.00	0.730	0.720	0.730	1,244	08/27/2025
3136G4N33	3704	Federal National Mortgage Asso		08/27/2020	5,000,000.00	4,668,150.00	5,000,000.00	0.500	0.528	0.536	1,244	08/27/2025
3136G4S87	3705	Federal National Mortgage Asso		08/27/2020	5,000,000.00	4,678,650.00	5,000,000.00	0.650	0.641	0.650	1,244	08/27/2025
3130AK4T0	3718	Federal Home Loan Bank		09/11/2020	5,000,000.00	4,685,550.00	4,996,555.56	0.580	0.592	0.600	1,259	09/11/2025
3134GWL38	3721	Federal Home Loan Mortgage Co		09/15/2020	15,000,000.00	13,921,500.00	15,000,000.00	0.540	0.533	0.540	1,263	09/15/2025
3133EMBJ0	3729	Federal Farm Credit Bank		10/01/2020	5,000,000.00	4,647,300.00	4,996,501.67	0.530	0.543	0.550	1,277	09/29/2025
3134GWY91	3733	Federal Home Loan Mortgage Co		10/15/2020	5,000,000.00	4,652,850.00	5,000,000.00	0.570	0.562	0.570	1,293	10/15/2025
3133EMEC2	3739	Federal Farm Credit Bank		11/09/2020	10,000,000.00	9,299,500.00	9,987,427.09	0.530	0.558	0.566	1,300	10/22/2025
31422B2J8	3735	Farmer Mac		10/29/2020	5,000,000.00	4,656,900.00	4,999,570.67	0.500	0.496	0.502	1,307	10/29/2025
3135GA2Z3	3741	Federal National Mortgage Asso		11/17/2020	5,000,000.00	4,649,750.00	4,995,465.28	0.560	0.577	0.585	1,326	11/17/2025
3130AP3H6	3837	Federal Home Loan Bank		09/28/2021	11,150,000.00	10,450,114.50	11,110,841.20	0.750	0.836	0.848	1,337	11/28/2025
3130ALYU2	3787	Federal Home Loan Bank		04/28/2021	10,000,000.00	9,484,300.00	10,000,000.00	1.000	0.986	1.000	1,398	01/28/2026
3130ALCV4	3783	Federal Home Loan Bank		04/13/2021	10,000,000.00	9,262,400.00	9,927,886.92	0.750	0.927	0.940	1,425	02/24/2026
3130ANW22	3832	Federal Home Loan Bank		08/30/2021	15,000,000.00	13,998,900.00	15,000,000.00	0.850	0.838	0.850	1,426	02/25/2026
3130AKZP4	3773	Federal Home Loan Bank		02/26/2021	15,000,000.00	14,005,800.00	15,000,000.00	0.600	0.592	0.600	1,427	02/26/2026
3130APE35	3840	Federal Home Loan Bank		09/30/2021	15,000,000.00	14,170,950.00	15,000,000.00	1.000	0.986	1.000	1,459	03/30/2026
3130AM2J0	3789	Federal Home Loan Bank		04/28/2021	10,000,000.00	9,465,100.00	10,000,000.00	1.050	1.036	1.050	1,488	04/28/2026
3130ALZQ0	3790	Federal Home Loan Bank		04/28/2021	10,000,000.00	9,528,900.00	10,000,000.00	0.500	1.007	1.021	1,488	04/28/2026
3130AM6U1	3791	Federal Home Loan Bank		04/28/2021	10,000,000.00	9,489,400.00	10,000,000.00	0.625	0.982	0.996	1,488	04/28/2026
3130AMKN1	3795	Federal Home Loan Bank		05/27/2021	18,600,000.00	17,738,262.00	18,600,000.00	0.500	0.493	0.500	1,517	05/27/2026
3130AN4T4	3829	Federal Home Loan Bank		08/27/2021	10,000,000.00	9,342,200.00	10,026,278.26	0.875	0.800	0.811	1,533	06/12/2026
3130ANG95	3823	Federal Home Loan Bank		08/24/2021	8,540,000.00	8,081,402.00	8,540,000.00	0.500	1.007	1.021	1,606	08/24/2026
3130ANVS6	3830	Federal Home Loan Bank		08/30/2021	25,000,000.00	23,225,000.00	25,000,000.00	1.000	0.986	1.000	1,608	08/26/2026
3130ANW97	3833	Federal Home Loan Bank		08/30/2021	15,000,000.00	13,920,900.00	15,000,000.00	0.500	0.951	0.964	1,610	08/28/2026
3133EM3Y6	3834	Federal Farm Credit Bank		09/01/2021	15,000,000.00	13,941,300.00	15,000,000.00	0.930	0.917	0.930	1,614	09/01/2026
3130ANWH9	3838	Federal Home Loan Bank		09/28/2021	3,500,000.00	3,295,600.00	3,496,952.67	1.080	1.085	1.100	1,628	09/15/2026
3130APCH6	3839	Federal Home Loan Bank		09/29/2021	15,000,000.00	14,007,300.00	15,000,000.00	1.125	1.110	1.125	1,642	09/29/2026

Stanislaus County Pool 2021/22
Portfolio Management
Portfolio Details - Investments
March 31, 2022

CUSIP	Investment #	Issuer	Average Balance	Purchase Date	Par Value	Market Value	Book Value	Stated Rate	YTM 360	YTM 365	Days to Maturity	Maturity Date
Federal Agency Coupon Securities												
3133ENDC1	3848	Federal Farm Credit Bank		11/03/2021	10,000,000.00	9,456,500.00	10,000,000.00	1.330	1.312	1.330	1,677	11/03/2026
3133ENDC1	3857	Federal Farm Credit Bank		11/03/2021	10,000,000.00	9,456,500.00	10,000,000.00	1.330	1.312	1.330	1,677	11/03/2026
3130APV51	3861	Federal Home Loan Bank		11/30/2021	6,965,000.00	6,671,355.60	6,966,160.83	1.000	1.941	1.968	1,698	11/24/2026
3130AQ3T8	3860	Federal Home Loan Bank		12/23/2021	5,000,000.00	4,827,400.00	5,000,000.00	1.000	1.618	1.641	1,727	12/23/2026
Subtotal and Average			996,311,995.40		993,649,000.00	947,197,692.67	994,472,522.74		0.740	0.750	1,084	
Treasury Coupon Securities												
912828ZY9	3884	U S Treasury Securities		12/30/2021	10,000,000.00	9,760,600.00	9,940,217.70	0.125	0.583	0.591	470	07/15/2023
91282CCN9	3862	U S Treasury Securities		12/07/2021	15,000,000.00	14,622,150.00	14,926,372.21	0.125	0.488	0.495	486	07/31/2023
912828T26	3801	U S Treasury Securities		06/24/2021	15,000,000.00	14,834,250.00	15,246,187.16	1.375	0.271	0.275	547	09/30/2023
91282CBV2	3814	U S Treasury Securities		06/30/2021	15,000,000.00	14,408,250.00	14,992,396.62	0.375	0.395	0.400	745	04/15/2024
91282CCG4	3802	U S Treasury Securities		06/24/2021	15,000,000.00	14,306,250.00	14,934,395.49	0.250	0.444	0.450	806	06/15/2024
91282CCL3	3841	U S Treasury Securities		10/01/2021	15,000,000.00	14,316,750.00	14,970,647.87	0.375	0.455	0.461	836	07/15/2024
9128282N9	3883	U S Treasury Securities		12/30/2021	10,000,000.00	9,928,900.00	10,290,153.28	2.125	0.854	0.866	852	07/31/2024
912828Z52	3811	U S Treasury Securities		06/30/2021	15,000,000.00	14,538,300.00	15,331,528.89	1.375	0.578	0.586	1,036	01/31/2025
912828ZC7	3812	U S Treasury Securities		06/30/2021	15,000,000.00	14,419,350.00	15,225,815.68	1.125	0.594	0.602	1,064	02/28/2025
912828ZT0	3828	U S Treasury Securities		08/27/2021	15,000,000.00	13,960,500.00	14,825,854.08	0.250	0.613	0.622	1,156	05/31/2025
91282CBC4	3817	U S Treasury Securities		06/30/2021	15,000,000.00	13,851,000.00	14,765,767.48	0.375	0.789	0.800	1,370	12/31/2025
91282CBC4	3827	U S Treasury Securities		08/27/2021	15,000,000.00	13,851,000.00	14,800,201.59	0.375	0.727	0.737	1,370	12/31/2025
Subtotal and Average			170,256,288.08		170,000,000.00	162,797,300.00	170,249,538.05		0.556	0.564	907	
Medium Term Notes												
89236TFX8	3609	Toyota Motor Credit Corp		04/12/2019	12,200,000.00	12,204,026.00	12,199,921.72	2.650	2.635	2.672	11	04/12/2022
89236TFX8	3619	Toyota Motor Credit Corp		05/06/2019	6,000,000.00	6,001,980.00	6,000,165.63	2.650	2.520	2.555	11	04/12/2022
69371RP83	3626	PACCAR Financial Corp		05/29/2019	9,845,000.00	9,862,524.10	9,847,402.89	2.650	2.382	2.415	39	05/10/2022
14912L5F4	3614	Caterpillar Financial Service		04/29/2019	5,506,000.00	5,522,903.42	5,508,486.61	2.850	2.531	2.566	61	06/01/2022
49327M2S2	3616	Key Bank NA		04/30/2019	4,100,000.00	4,107,421.00	4,098,106.45	2.400	2.620	2.656	69	06/09/2022
88579YAF8	3617	3M Company		05/02/2019	10,000,000.00	10,011,000.00	9,988,171.96	2.000	2.489	2.524	86	06/26/2022
89236THD0	3765	Toyota Motor Credit Corp		01/13/2021	14,750,000.00	14,710,470.00	14,759,960.68	0.450	0.227	0.230	112	07/22/2022
665859AN4	3629	Northern Trust Corp		05/31/2019	10,000,000.00	10,035,900.00	10,001,145.31	2.375	2.307	2.339	123	08/02/2022
05253JAU5	3638	Aust & NZ Banking Group NY		08/21/2019	15,000,000.00	15,079,350.00	15,059,385.23	2.625	1.920	1.947	222	11/09/2022
46625HJH4	3637	JP Morgan Chase Bank		08/21/2019	15,000,000.00	15,157,500.00	15,132,442.95	3.200	2.046	2.074	299	01/25/2023
49327M2U7	3636	Key Bank NA		06/28/2019	22,200,000.00	22,450,638.00	22,414,851.90	3.375	2.256	2.287	340	03/07/2023
06406RAG2	3628	Bank of New York Mellon Corp		05/30/2019	20,000,000.00	20,270,200.00	20,173,655.26	3.500	2.608	2.644	392	04/28/2023
22550L2D2	3706	Credit Suisse First Bost NY		08/31/2020	10,000,000.00	9,848,400.00	10,059,753.94	1.000	0.444	0.450	399	05/05/2023
22550L2D2	3723	Credit Suisse First Bost NY		09/18/2020	5,000,000.00	4,924,200.00	5,027,146.89	1.000	0.493	0.500	399	05/05/2023

Stanislaus County Pool 2021/22
Portfolio Management
Portfolio Details - Investments
March 31, 2022

CUSIP	Investment #	Issuer	Average Balance	Purchase Date	Par Value	Market Value	Book Value	Stated Rate	YTM 360	YTM 365	Days to Maturity	Maturity Date
Medium Term Notes												
857477AL7	3763	State Street Corp		01/13/2021	2,734,000.00	2,757,020.28	2,819,529.39	3.100	0.296	0.300	409	05/15/2023
06053FAA7	3777	Bank of Agriculture & Commerce		04/01/2021	5,257,000.00	5,372,075.73	5,503,088.94	4.100	0.504	0.511	479	07/24/2023
06406RAJ6	3806	Bank of New York Mellon Corp		06/28/2021	10,000,000.00	10,134,000.00	10,428,733.94	3.450	0.285	0.289	497	08/11/2023
89236THF5	3699	Toyota Motor Credit Corp		08/14/2020	5,000,000.00	4,880,000.00	5,001,289.56	0.500	0.474	0.481	500	08/14/2023
14913R2F3	3720	Caterpillar Financial Service		09/14/2020	5,000,000.00	4,873,800.00	5,002,300.23	0.450	0.412	0.418	531	09/14/2023
14912L5X5	3776	Caterpillar Financial Service		04/01/2021	5,000,000.00	5,123,800.00	5,274,939.19	3.750	0.386	0.392	602	11/24/2023
24422EUR8	3709	John Deere		08/28/2020	11,075,000.00	11,255,744.00	11,633,090.28	3.450	0.571	0.579	649	01/10/2024
24422EUR8	3844	John Deere		10/21/2021	3,500,000.00	3,557,120.00	3,674,833.28	3.450	0.604	0.612	649	01/10/2024
91159HHV5	3764	US Bank NA		01/13/2021	2,500,000.00	2,534,375.00	2,627,081.88	3.375	0.538	0.546	675	02/05/2024
24422EUX5	3793	John Deere		04/22/2021	7,000,000.00	7,017,290.00	7,293,355.59	2.600	0.411	0.417	706	03/07/2024
46625HJX9	3774	JP Morgan Chase Bank		04/01/2021	2,047,000.00	2,087,878.59	2,174,204.08	3.625	0.645	0.654	773	05/13/2024
04636NAC7	3875	Astrazeneca Finance LLC		12/23/2021	10,000,000.00	9,606,100.00	9,934,709.11	0.700	1.016	1.030	788	05/28/2024
91159HHX1	3727	US Bank NA		09/25/2020	5,575,000.00	5,538,316.50	5,811,741.87	2.400	0.548	0.556	851	07/30/2024
30231GBC5	3792	Exxon Mobil Corporation		04/22/2021	10,000,000.00	9,900,100.00	10,327,964.82	2.019	0.613	0.622	868	08/16/2024
06406RAL1	3775	Bank of New York Mellon Corp		04/01/2021	12,000,000.00	11,836,560.00	12,451,500.23	2.100	0.606	0.614	937	10/24/2024
14913Q3B3	3805	Caterpillar Financial Service		06/28/2021	20,000,000.00	19,835,800.00	20,749,909.75	2.150	0.681	0.690	952	11/08/2024
06048WQ52	3880	Bank of Agriculture & Commerce		12/30/2021	4,305,000.00	4,123,027.65	4,289,280.98	1.100	1.224	1.241	968	11/24/2024
91159HHZ6	3767	US Bank NA		01/13/2021	3,753,000.00	3,587,417.64	3,840,812.34	1.450	0.671	0.680	1,137	05/12/2025
69353REQ7	3766	PNC Bank NA		01/13/2021	6,450,000.00	6,515,209.50	6,939,819.75	3.250	0.777	0.788	1,157	06/01/2025
02079KAH0	3700	Alphabet Inc (Google)		08/17/2020	5,000,000.00	4,664,800.00	4,996,657.79	0.450	0.464	0.470	1,232	08/15/2025
478160CN2	3794	Johnson & Johnson		04/26/2021	10,000,000.00	9,326,100.00	9,943,569.33	0.550	0.796	0.807	1,249	09/01/2025
478160CN2	3836	Johnson & Johnson		09/08/2021	4,755,000.00	4,434,560.55	4,731,817.63	0.550	0.685	0.695	1,249	09/01/2025
48128GX54	3736	JP Morgan Chase Bank		10/30/2020	5,000,000.00	4,504,750.00	5,000,000.00	0.750	0.739	0.749	1,308	10/30/2025
06048WK41	3745	Bank of America		11/25/2020	25,000,000.00	22,756,750.00	25,000,000.00	0.650	0.641	0.650	1,334	11/25/2025
89236THW8	3770	Toyota Motor Credit Corp		01/13/2021	10,000,000.00	9,250,900.00	9,998,155.06	0.800	0.794	0.805	1,379	01/09/2026
89236THW8	3784	Toyota Motor Credit Corp		04/14/2021	15,000,000.00	13,876,350.00	14,856,860.43	0.800	1.045	1.060	1,379	01/09/2026
24422EVK2	3771	John Deere		01/15/2021	5,000,000.00	4,633,900.00	4,991,088.53	0.700	0.738	0.748	1,385	01/15/2026
24422EVK2	3858	John Deere		11/24/2021	15,000,000.00	13,901,700.00	14,597,386.72	0.700	1.412	1.432	1,385	01/15/2026
037833EB2	3772	Apple Inc		02/08/2021	15,000,000.00	13,969,500.00	14,997,699.89	0.700	0.694	0.704	1,409	02/08/2026
037833EB2	3786	Apple Inc		04/14/2021	7,899,000.00	7,356,338.70	7,810,038.49	0.700	0.986	1.000	1,409	02/08/2026
74460WAA5	3871	Public Storage		12/21/2021	10,000,000.00	9,232,300.00	9,817,231.11	0.875	1.343	1.362	1,416	02/15/2026
808513BF1	3785	Charles Schwab Corp		04/14/2021	19,283,000.00	17,827,519.16	19,157,325.48	0.900	1.003	1.017	1,440	03/11/2026
89236TJK2	3842	Toyota Motor Credit Corp		10/04/2021	25,000,000.00	23,191,000.00	24,911,090.95	1.125	1.195	1.212	1,539	06/18/2026
63254AAS7	3843	National Australia Bank/NY		10/21/2021	15,000,000.00	14,657,850.00	15,716,007.85	2.500	1.327	1.345	1,563	07/12/2026
22550L2G5	3878	Credit Suisse First Bost NY		12/30/2021	10,000,000.00	9,119,000.00	9,790,664.45	1.250	1.729	1.753	1,589	08/07/2026
06048WN22	3824	Bank of America Corp		08/26/2021	15,000,000.00	13,560,450.00	15,000,000.00	1.250	1.233	1.250	1,608	08/26/2026

Stanislaus County Pool 2021/22
Portfolio Management
Portfolio Details - Investments
March 31, 2022

CUSIP	Investment #	Issuer	Average Balance	Purchase Date	Par Value	Market Value	Book Value	Stated Rate	YTM 360	YTM 365	Days to Maturity	Maturity Date
Medium Term Notes												
48128G4X5	3825	JP Morgan Chase Bank		08/30/2021	15,000,000.00	13,571,550.00	15,000,000.00	1.200	1.184	1.200	1,610	08/28/2026
14913R2U0	3885	Caterpillar Financial Service		01/10/2022	5,000,000.00	4,707,750.00	5,005,252.22	1.700	1.654	1.677	1,743	01/08/2027
14913R2U0	3886	Caterpillar Financial Service		01/10/2022	5,000,000.00	4,707,750.00	5,004,536.01	1.700	1.657	1.680	1,743	01/08/2027
06048WS84	3887	Bank of Agriculture & Commerce		03/02/2022	10,000,000.00	9,679,400.00	10,000,000.00	2.750	2.712	2.750	1,796	03/02/2027
Subtotal and Average			542,163,601.79		537,734,000.00	519,652,365.82	542,374,164.57		1.250	1.267	925	
Municipal Bonds												
13067WRA2	3697	CA St. Dept. of Water Resource		08/06/2020	1,250,000.00	1,213,825.00	1,250,000.00	0.414	0.408	0.414	609	12/01/2023
13067WRB0	3696	CA St. Dept. of Water Resource		08/06/2020	1,750,000.00	1,659,437.50	1,750,000.00	0.560	0.552	0.560	975	12/01/2024
Subtotal and Average			3,000,000.00		3,000,000.00	2,873,262.50	3,000,000.00		0.492	0.499	823	
Money Market Accounts												
SYS3505	3505	Dreyfus Treasury/Agency Fund			0.00	0.00	0.00	0.010	0.010	0.010	1	
Subtotal and Average			0.00		0.00	0.00	0.00		0.000	0.000	0	
Total and Average			1,952,999,114.21		2,034,383,000.00	1,960,668,401.34	2,039,968,322.59		0.812	0.824	870	

Stanislaus County Pool 2021/22
Portfolio Management
Activity By Type
March 1, 2022 through March 31, 2022

CUSIP	Investment #	Issuer	Stated Rate	Transaction Date	Purchases or Deposits	Redemptions or Withdrawals	Balance
Negotiable CDs							
78012U4U6	3888	Royal Bank of Canada	1.830	03/30/2022	10,000,000.00	0.00	
Subtotal					10,000,000.00	0.00	140,000,000.00
Commercial Paper Disc. -Amortizing							
53948BLW7	3889	Lloyds Bank Corp	1.650	03/31/2022	9,888,166.67	0.00	
63873KCM7	3870	Natixis Banque Popular NY	0.180	03/21/2022	0.00	10,000,000.00	
Subtotal					9,888,166.67	10,000,000.00	44,872,097.23
Managed Pool Account - LAIF (Monthly Summary)							
SYS61	61	Local Agency Investment Fund	0.420		80,000,000.00	60,000,000.00	
Subtotal					80,000,000.00	60,000,000.00	75,000,000.00
Managed Pool Account - CAMP (Monthly Summary)							
CAMP	62	California Asset Management Pr	0.371		160,000,000.00	90,000,000.00	
Subtotal					160,000,000.00	90,000,000.00	70,000,000.00
Federal Agency Coupon Securities							
31422BNM8	3647	Farmer Mac	1.630	03/03/2022	0.00	5,794,349.23	
3133EK4X1	3648	Federal Farm Credit Bank	1.600	03/03/2022	0.00	4,993,278.73	
3133ELGU2	3665	Federal Farm Credit Bank	1.550	03/03/2022	0.00	11,996,009.00	
313383QR5	3649	Federal Home Loan Bank	3.250	03/03/2022	0.00	5,445,036.89	
Subtotal					0.00	28,228,673.85	994,472,522.74
Treasury Coupon Securities							
Subtotal							170,249,538.05
Medium Term Notes							
06048WS84	3887	Bank of Agriculture & Commerce	2.750	03/02/2022	10,000,000.00	0.00	
Subtotal					10,000,000.00	0.00	542,374,164.57
Municipal Bonds							
Subtotal							3,000,000.00
Money Market Accounts (Monthly Summary)							
Subtotal							0.00

**Stanislaus County Pool 2021/22
Portfolio Management
Activity By Type
March 1, 2022 through March 31, 2022**

CUSIP	Investment #	Issuer	Stated Rate	Transaction Date	Purchases or Deposits	Redemptions or Withdrawals	Balance
Total					269,888,166.67	188,228,673.85	2,039,968,322.59

**Stanislaus County Pool 2021/22
Portfolio Management
Activity Summary
March 2021 through March 2022**

Month End	Year	Number of Securities	Total Invested	Yield to Maturity		Managed Pool Rate	Number of Investments Purchased	Number of Investments Redeemed	Average Term	Average Days to Maturity
				360 Equivalent	365 Equivalent					
March	2021	139	1,663,448,237.19	1.174	1.190	0.350	0	4	1,052	684
April	2021	154	1,718,609,078.96	1.091	1.106	0.350	20	6	1,160	814
May	2021	149	1,693,054,730.75	1.066	1.081	0.350	1	6	1,178	816
June	2021	158	1,840,578,405.71	1.019	1.033	0.300	15	3	1,216	870
July	2021	156	1,626,545,486.92	0.919	0.932	0.050	1	16	1,253	915
August	2021	151	1,751,637,514.33	0.858	0.870	0.221	11	5	1,286	969
September	2021	152	1,809,895,764.61	0.824	0.835	0.206	6	4	1,281	968
October	2021	152	1,768,874,056.38	0.858	0.870	0.203	4	4	1,331	1,001
November	2021	153	1,814,092,493.66	0.857	0.869	0.203	5	1	1,334	989
December	2021	174	2,126,424,045.85	0.820	0.831	0.230	22	0	1,224	904
January	2022	176	2,014,599,693.41	0.834	0.846	0.230	2	3	1,286	933
February	2022	173	1,958,595,119.69	0.818	0.830	0.310	0	3	1,302	931
March	2022	173	2,039,968,322.59	0.812	0.824	0.420	3	5	1,244	870
Average		158	1,832,794,073.08	0.919%	0.932%	0.263	7	5	1,242	897

**Stanislaus County Pool 2021/22
Portfolio Management
Distribution of Investments By Type
March 2021 through March 2022**

Security Type	March 2021	April 2021	May 2021	June 2021	July 2021	August 2021	September 2021	October 2021	November 2021	December 2021	January 2022	February 2022	March 2022	Average by Period
Certificates of Deposit - Bank														
Negotiable CDs	12.4	13.4	12.2	7.1	5.6	5.7	4.1	2.8	2.8	6.1	6.5	6.6	6.9	7.1%
Commercial Paper Disc. -Amortizing	3.0	2.9	3.0	2.7	1.5	1.4			0.8	2.1	2.2	2.3	2.2	1.9%
Bankers Acceptances -Amortizing														
Managed Pool Account - LAIF	4.5	1.2	2.7	1.4		3.1	4.1	4.2	4.1	3.5	3.0	2.8	3.7	3.0%
Managed Pool Account - CAMP					2.2		2.8	1.4	0.6	4.0			3.4	1.1%
Federal Agency Coupon Securities	40.0	44.0	45.7	47.9	51.4	52.0	53.6	53.1	53.3	49.1	51.8	52.2	48.8	49.5%
Federal Agency Disc. -Amortizing														
Treasury Coupon Securities	12.9	9.9	9.2	13.4	8.4	9.4	7.5	8.5	8.3	8.7	9.2	8.7	8.4	9.4%
Treasury Discounts -Amortizing														
Rolling Repurchase Agreements														
Repurchase Agreements - Term														
Medium Term Notes	24.9	27.6	27.2	26.7	29.9	27.5	26.9	29.2	28.7	26.0	26.5	27.2	26.6	27.3%
California Registered Warrants														
Municipal Bonds	0.2	0.2	0.2	0.2	0.2	0.2	0.2	0.2	0.2	0.1	0.2	0.2	0.2	0.2%
Money Market Accounts	2.1	0.9		0.7	0.9	0.6	0.9	0.6	1.3	0.3	0.7			0.7%
Municipal Anticipation Note														
Calif Local Agency Indebtedness														