

THE BOARD OF SUPERVISORS OF THE COUNTY OF STANISLAUS
BOARD ACTION SUMMARY

DEPT: Treasurer / Tax Collector

BOARD AGENDA: 7.B.4
AGENDA DATE: January 11, 2022

SUBJECT:

Acceptance of the Stanislaus County Treasury Pool November 2021 Monthly
Investment Report

BOARD ACTION AS FOLLOWS:

RESOLUTION NO. 2022-0013

On motion of Supervisor Grewal Seconded by Supervisor C. Condit
and approved by the following vote,

Ayes: Supervisors: B. Condit, Chiesa, Grewal, C. Condit, and Chairman Withrow

Noes: Supervisors: None

Excused or Absent: Supervisors: None

Abstaining: Supervisor: None

1) Approved as recommended

2) Denied

3) Approved as amended

4) Other:

MOTION:

ATTEST:


ELIZABETH A. KING, Clerk of the Board of Supervisors

File No.

**THE BOARD OF SUPERVISORS OF THE COUNTY OF STANISLAUS
AGENDA ITEM**

DEPT: Treasurer / Tax Collector

BOARD AGENDA:7.B.4
AGENDA DATE: January 11, 2022

CONSENT:

CEO CONCURRENCE: YES

4/5 Vote Required: No

SUBJECT:

Acceptance of the Stanislaus County Treasury Pool November 2021 Monthly Investment Report

STAFF RECOMMENDATION:

1. Accept the November 2021 Investment Report for the Stanislaus County Treasury Pool.
2. Authorize the Chairman of the Board of Supervisors to sign on behalf of the Board that the report has been reviewed and accepted.

DISCUSSION:

On April 16, 1996, the Board of Supervisors enacted Code Sections 2.30.010 through 2.30.040. This provided for a comprehensive policy of investment delegation and oversight, including:

- Delegation of day-to-day investment to the County Treasurer-Tax Collector;
- Qualifications for the Office of County Treasurer-Tax Collector; and
- Establishment of a Treasury Pool Oversight Committee.

On June 8, 2021, the Board of Supervisors reviewed and adopted the Investment Policy (Policy), effective July 1, 2021. The Policy was prepared by the Stanislaus County Treasurer-Tax Collector and reviewed for conformity with California State law by the Treasury Oversight Committee members comprised of the County Auditor-Controller, the County Superintendent of Schools' designee, and a member of the public familiar with investments.

The Policy includes language that mandates the preparation of the monthly report and provides guidelines for its contents. Each monthly report contains a summary along with sufficient detail to show investment activity and compliance with legal and policy directives. The report is prepared by the Stanislaus County Treasurer-Tax Collector's Office, reviewed by the Treasurer-Tax Collector for conformity with the Stanislaus County Treasury Pool Investment Policy, and distributed to the Treasury Pool Oversight Committee.

The Stanislaus County Treasury Pool yield to maturity for November 2021 was 0.86%. The Average-Days-to-Maturity at the end of November was 989 days. With the current cash flow and investment schedule, the Treasury is projecting sufficient cash to meet historical cash needs for the next six months, through the end of May 2022. To provide

additional information regarding the composition of the Treasury Pool and the diversity of holdings, the Treasurer-Tax Collector's monthly investment report includes the composition of the pool, as provided by the Auditor-Controller, a comparison of the Treasury Pool investment holdings year-on-year, and a comparison of the Stanislaus County Treasury Pool to similar investment pools in the eight comparable counties. It should be noted that differences in size, cash flow, need, and composition of funds greatly impact the strategy used and that earnings rates will fluctuate over time.

Upon acceptance and signature of the Chairman, the report can be viewed on the Stanislaus County Treasurer-Tax Collector's Office website at:

<http://www.stancounty.com/tr-tax/treasury.shtm>.

POLICY ISSUE:

Section 27133(e) of the State of California Government Code requires that the Treasurer of any county having an Oversight Committee prepare an investment report for said Committee. Section 2.30.040 of the Stanislaus County Code establishes the Treasury Oversight Committee and the Stanislaus County Investment Policy further mandates preparation, review, and acceptance of the investment report.

FISCAL IMPACT:

As part of the administration of the Pool, costs associated with the report (estimated at approximately \$800 per month) are deducted from interest earnings before distribution is made to the participating agencies' funds.

BOARD OF SUPERVISORS' PRIORITY:

The recommended actions are consistent with the Board's priority of *Delivering Efficient Public Services and Community Infrastructure* by providing transparency and adherence to the law through the issuance of monthly investment reports.

STAFFING IMPACT:


There is no staffing impact associated with acceptance of the Treasury Pool's November 2021 Monthly Investment Report. Existing Department staff prepares the monthly report.

CONTACT PERSON:

Dolores Sarenana, Assistant Treasurer-Tax Collector Telephone: (209) 525-6400

ATTACHMENT(S):

1. November 2021 Monthly Investment Report



Striving to be the Best

OFFICE OF TREASURER/TAX COLLECTOR

Donna Riley
Treasurer/Tax Collector

PO Box 3052, Modesto, CA 95353-0859
Phone: 209.525.6524 Fax: 209.525-4333

County of Stanislaus Treasury Pool
Monthly Investment Report
November 2021

The Stanislaus County Treasury Pool yield to maturity for November was 0.86%. The Average-Days-to-Maturity at the end of November was 989 days.

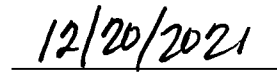
With our current cash flow and investment schedule, we will have sufficient cash to meet our historical cash needs for the next six months, through the end of May 2022.

The portfolio has been reviewed by both the Treasurer/Tax Collector and the Assistant Treasurer/Tax Collector for compliance with the investment policy. The US Bank custodial statement has been reviewed by both the Treasurer/Tax Collector and the Assistant Treasurer/Tax Collector for accuracy and completeness. The custodial statement is the source of market valuation for securities held by our custodial agent. All other securities are valued at cost.

The Treasury Monthly Investment Report for November 2021 has been forwarded to the Treasury Oversight Committee members.



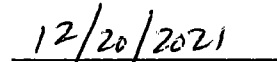
Dolores Sarenana, Assistant Treasurer/Tax Collector



Date



Donna Riley, Treasurer/Tax Collector

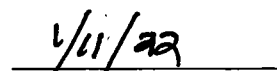


Date

The County of Stanislaus Board of Supervisors has reviewed and accepted the November 2021 Treasurer's Monthly Investment Report.



Chairman, Board of Supervisors



Date



**STANISLAUS COUNTY
SHORT-TERM INVESTMENT POOL SUMMARY
NOVEMBER 30, 2021**

CASHFLOW:	NOVEMBER 2021	YTD FY 2021/2022	NOVEMBER 2020	YTD FY 2020/2021
BEG. CASH BALANCE	\$ 1,784,162,069.90	\$ 1,856,172,708.82	\$ 1,630,986,603.97	\$ 1,588,704,847.52
RECEIPTS	312,609,315.18	1,366,621,182.08	264,903,968.11	1,382,997,403.76
DISBURSEMENTS	(283,860,060.26)	(1,409,882,566.08)	(252,769,792.25)	(1,328,581,471.45)
ENDING CASH BALANCE	\$ 1,812,911,324.82	\$ 1,812,911,324.82	\$ 1,643,120,779.83	\$ 1,643,120,779.83

INTEREST INCOME:	NOVEMBER 2021	YTD FY 2021/2022	NOVEMBER 2020	YTD FY 2020/2021
INTEREST RECEIVED	\$ 991,166.84	\$ 8,548,797.04	\$ 1,893,156.37	\$ 12,446,131.27
TREASURY EXPENSE*	(56,860.43)	(207,062.28)	(48,996.20)	(251,650.89)
AUDITOR EXPENSE*	(12,122.24)	(60,611.19)	(11,083.87)	(61,725.69)
NET DISTRIBUTION	\$ 922,184.17	\$ 8,281,123.57	\$ 1,833,076.30	\$ 12,132,754.69

*BASED ON ACTUALS

BALANCE - 11/30/2021:	DOLLAR COST	MARKET VALUE	MAX INVEST. AS % OF TOTAL	INVESTMENTS AS % OF TOTAL	MAX DAYS TO MATURE	AVG DAYS TO MATURE	YTM 360 EQUIV.
NEGOTIABLE CERT. OF DEPOSIT	\$ 50,000,000.00	\$ 49,922,525.00	30.00%	2.79%	1,825	292	0.24%
COMMERCIAL PAPER	14,971,533.33	14,972,400.00	40.00%	0.84%	270	237	0
MANAGED POOL - LAIF	75,000,000.00	74,990,524.58		4.19%		1	0.20%
MANAGED POOL - CAMP	10,000,000.00	10,000,000.00		0.56%		1	0.05%
AGENCIES	966,755,178.17	959,256,549.65		53.96%	1,825	1,175	0.78%
TREASURIES	150,161,821.74	148,995,150.00		8.38%	1,825	1,009	0.71%
MEDIUM TERM NOTES	519,828,972.20	516,377,121.65	30.00%	29.01%	1,825	936	1.27%
MUNICIPAL BONDS	3,000,000.00	2,974,740.00		0.17%		944	0.49%
MONEY MARKET	1,880,640.08	24,374,350.85		0.10%		1	0.01%
TOTAL INVESTMENTS	\$ 1,791,598,145.52	\$ 1,801,863,361.73		100.00%		989	0.86%
BOOK CASH BALANCE	21,313,179.30	21,313,179.30					
TOTAL	\$ 1,812,911,324.82	\$ 1,823,176,541.03					

BOOK & BANK BALANCE RECONCILIATION:

ORACLE FMS ENDING BOOK CASH BALANCE	\$ 21,044,903.18
TREASURY DEPOSITS IN TRANSIT (VAULT)	268,276.12
BANK RETURNED CHECKS	0.00
BOOK CASH BALANCE	\$ 21,313,179.30
<u>UNRECORDED BANK ITEMS</u>	
TREASURY/TAXES/RR CREDIT CARD REVENUE	(2,656,152.17)
TREASURY DEPOSITS IN TRANSIT (CASH/COIN SHIPMENTS)	(225,000.00)
TREASURY CASH ON HAND (VAULT)	(268,276.12)
<u>UNRECORDED BOOK ITEMS</u>	
BANK CREDITS/REVENUE	23,562,112.89
BANK DEBITS/WITHDRAWALS	(27,669,247.90)
BANK RETURNED CHECKS	0.00
BANK CASH BALANCE	\$ 14,056,616.00

ORACLE FMS TOTAL INVESTMENTS RECONCILIATION:

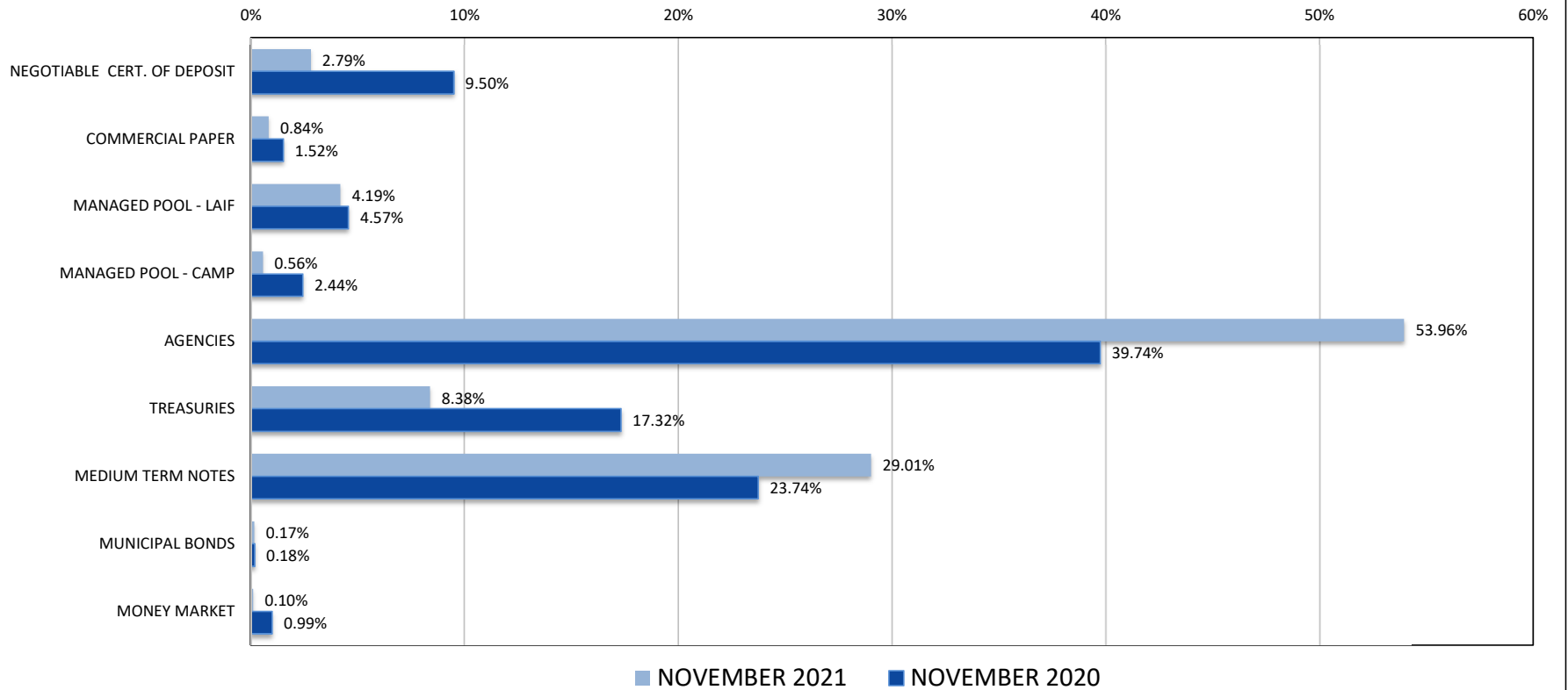
POOLED CASH - ALL FUNDS ON DEPOSIT	\$ 1,782,395,956.48
OUTSTANDING CHECKS/TRANSACTIONS	28,496,980.67
UNDISTRIBUTED YTD INTEREST	2,018,387.67
TOTAL CASH & INVESTMENTS	\$ 1,812,911,324.82

POOLED CASH PARTICIPANT DETAIL

COUNTY	50%	\$ 897,541,613.23
SCHOOL DISTRICTS	47%	840,556,321.18
SPECIAL DISTRICTS	3%	44,298,022.07
TOTAL	100%	\$ 1,782,395,956.48

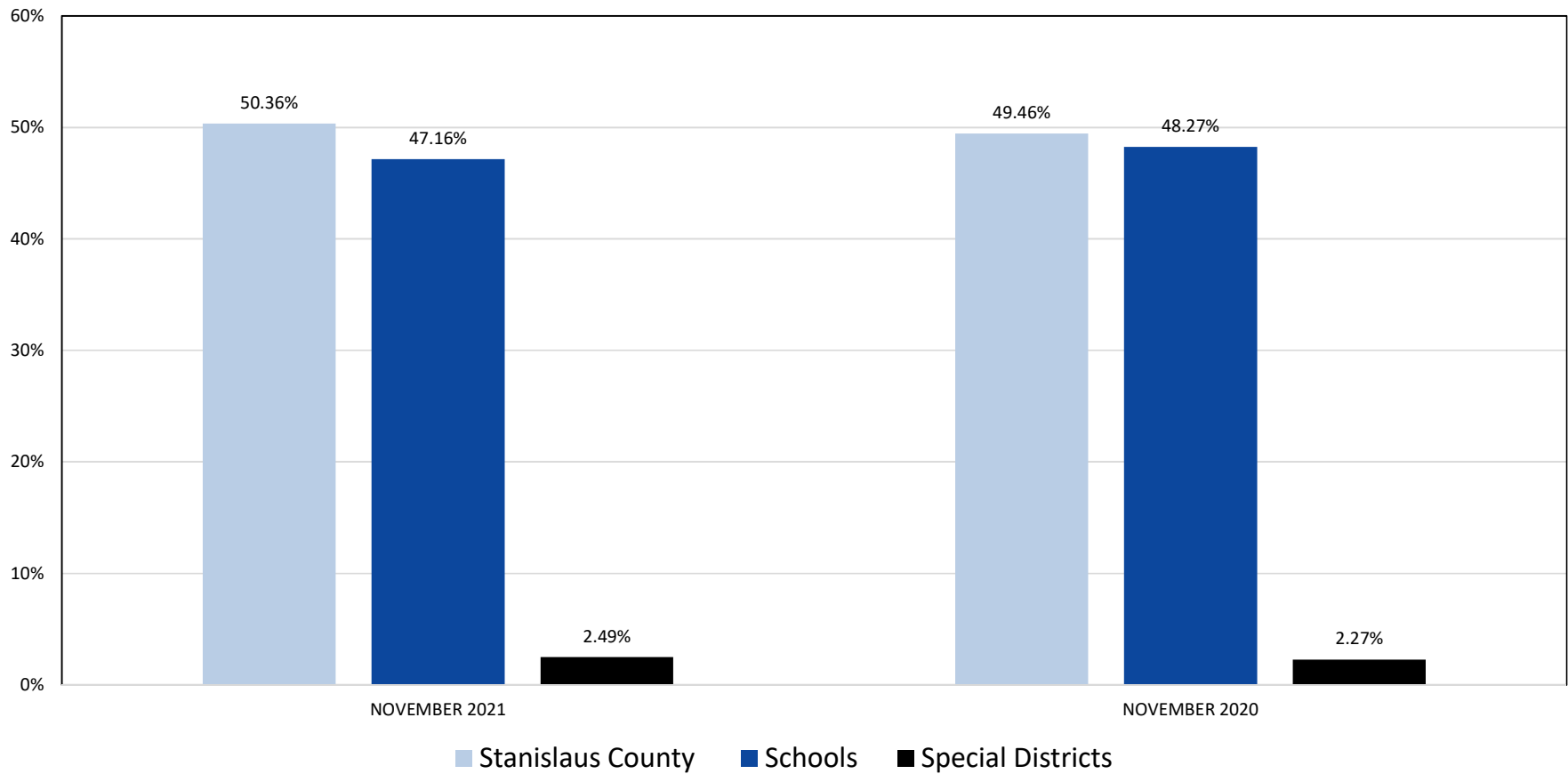


**STANISLAUS COUNTY TREASURY POOL
YEARLY COMPARISON OF ASSET DISTRIBUTION
NOVEMBER 30, 2021
VS. NOVEMBER 30, 2020**



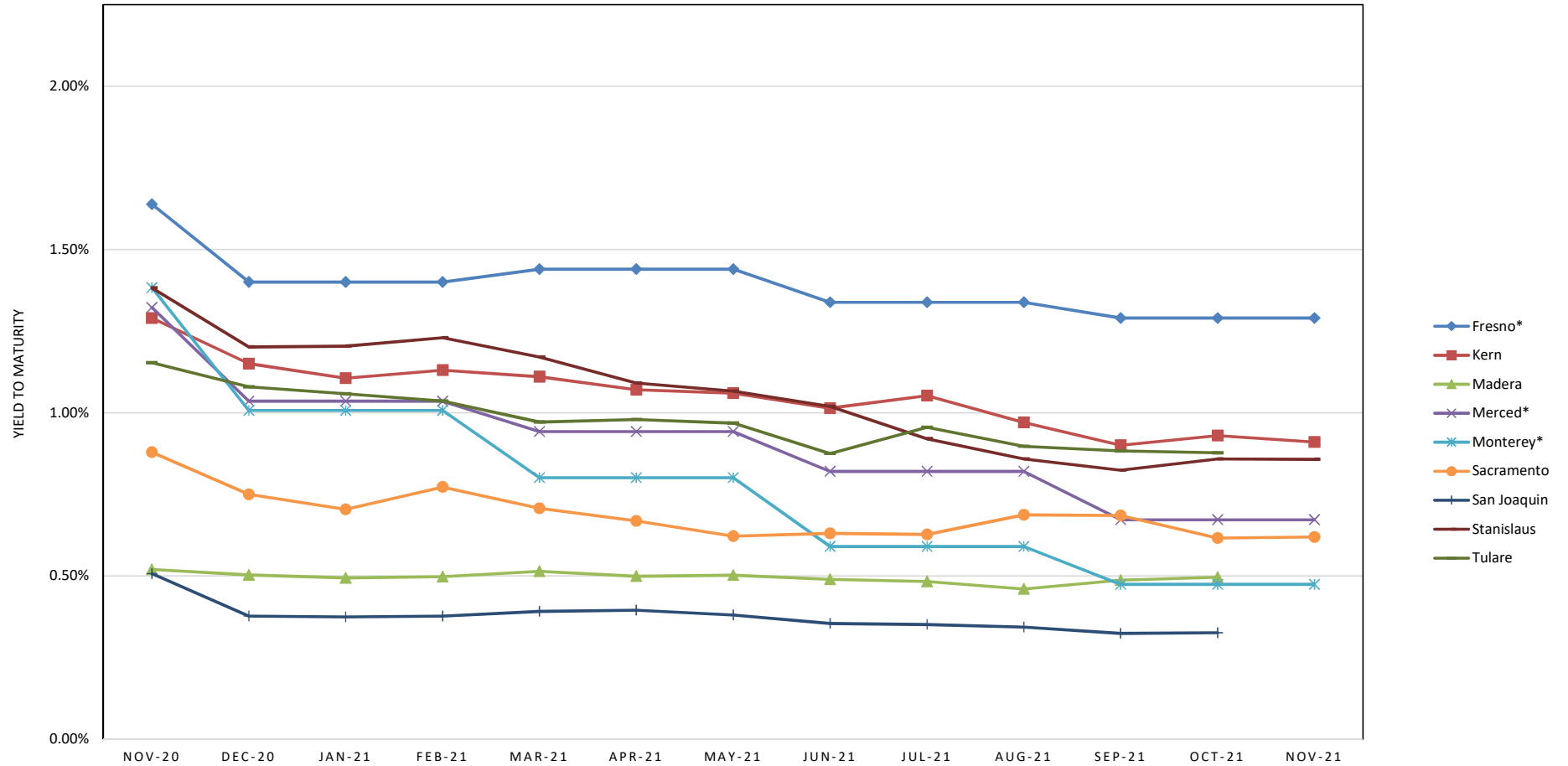


**STANISLAUS COUNTY TREASURY POOL
YEARLY COMPARISON OF PARTICIPANTS
NOVEMBER 30, 2021
VS. NOVEMBER 30, 2020**





**STANISLAUS COUNTY TREASURY POOLED INVESTMENTS
COMPARISON OF YIELD TO MATURITY FOR EIGHT COMPARABLE COUNTIES
NOVEMBER 2020 - NOVEMBER 2021**

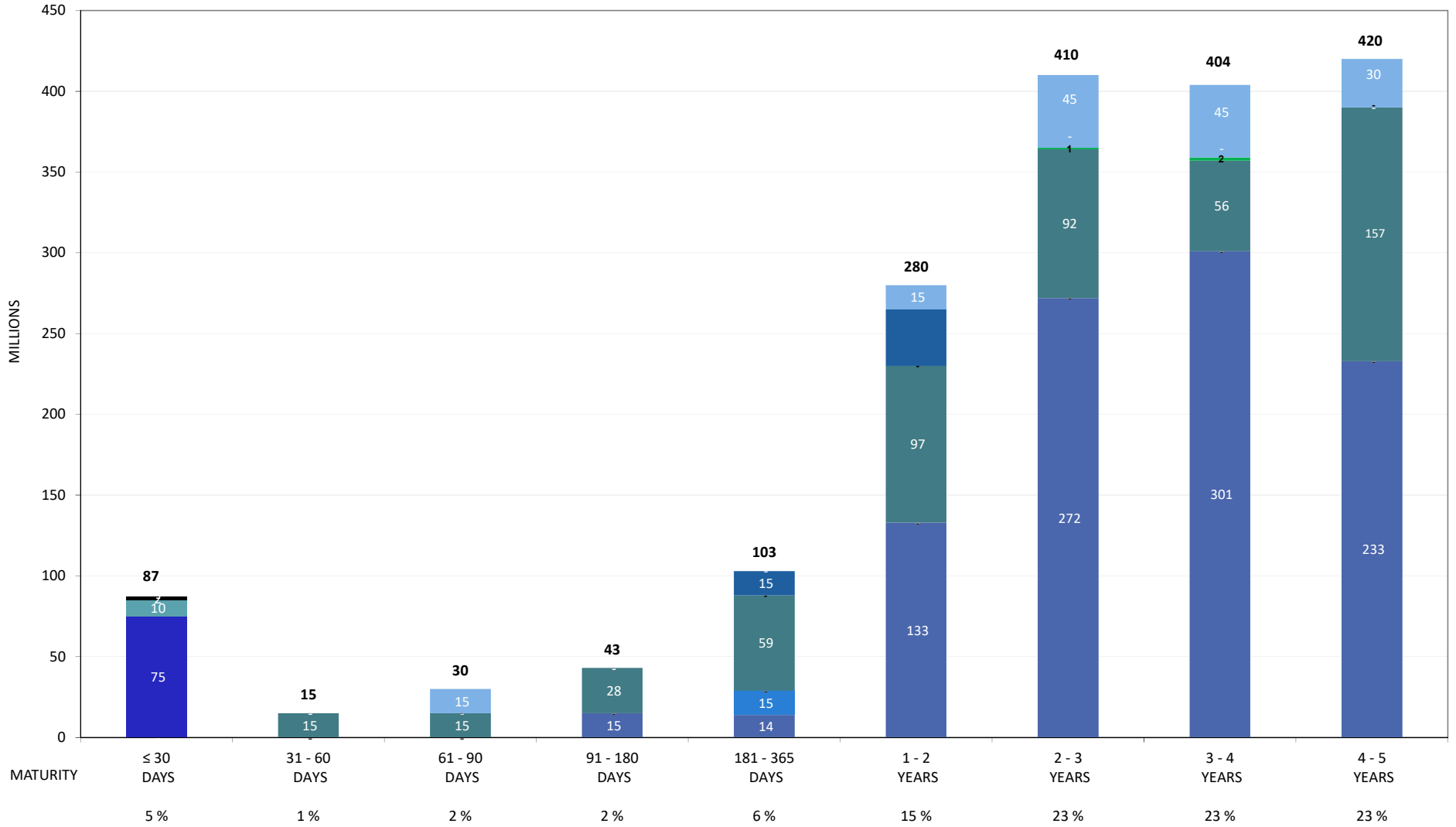


*PUBLISHED QUARTERLY



STANISLAUS COUNTY TREASURY POOL LONG TERM MATURITY DISTRIBUTION NOVEMBER 30, 2021

- AGENCIES
- COMMERCIAL PAPER
- MANAGED POOL - LAIF
- MANAGED POOL - CAMP
- MONEY MARKET
- MEDIUM TERM NOTES
- MUNICIPAL BONDS
- NEGOTIABLE CERT. OF DEPOSIT
- TREASURIES





**STANISLAUS COUNTY TREASURY POOL
INTEREST ON INVESTMENTS
NOVEMBER 2021**

DATE	90110/11 CERTIFICATE OF DEPOSIT	90115 COMMERCIAL PAPER	90125 MANAGED FUNDS (LAIF)	90126 MANAGED FUNDS (CAMP)	90130/31 AGENCIES COUP./DISC.	90132/33 TREASURIES COUP./DISC.	90140 MED. TERM NOTES	90145 MUNICIPAL BONDS	90165 MONEY MARKET	SYMPRO TOTAL	ORACLE	VARIANCE
1				\$ 912.90	167,270.00		18,750.00			\$ 186,932.90	\$ 186,932.90	-
2									63.67	63.67	\$ 63.67	-
3										-		-
4							184,207.17			184,207.17	\$ 184,207.17	-
5							75,000.00			75,000.00	\$ 75,000.00	-
6										-		-
7										-		-
8							155,277.78			155,277.78	\$ 155,277.78	-
9							196,875.00			196,875.00	\$ 196,875.00	-
10							130,446.25			130,446.25	\$ 130,446.25	-
11										-		-
12							27,209.25			27,209.25	\$ 27,209.25	-
13										-		-
14										-		-
15							79,478.88			79,478.88	\$ 79,478.88	-
16										-		-
17					49,625.00					49,625.00	\$ 49,625.00	-
18										-		-
19										-		-
20										-		-
21										-		-
22										-		-
23										-		-
24					31,150.00		93,750.00			124,900.00	\$ 124,900.00	-
25							40,625.00			40,625.00	\$ 40,625.00	-
26										-		-
27										-		-
28										-		-
29					46,500.00					46,500.00	\$ 46,500.00	-
30					(25,015.12)	(1,910.66)	(279,048.28)			(305,974.06)	(305,974.06)	-
TOTAL	\$ -	\$ -	\$ -	\$ 912.90	\$ 269,529.88	\$ (1,910.66)	\$ 722,571.05		\$ 63.67	\$ 991,166.84	\$ 991,166.84	\$ -



**Stanislaus County Pool 2021/22
Portfolio Management
Portfolio Summary
November 30, 2021**

Investments	Par Value	Market Value	Book Value	% of Portfolio	Term	Days to Maturity	YTM 360 Equiv.
Negotiable CDs	50,000,000.00	49,922,525.00	50,000,000.00	2.76	459	292	0.235
Commercial Paper Disc. -Amortizing	15,000,000.00	14,972,400.00	14,972,350.00	0.83	244	237	0.283
Managed Pool Account - LAIF	75,000,000.00	74,990,524.58	75,000,000.00	4.13	1	1	0.200
Managed Pool Account - CAMP	10,000,000.00	10,000,000.00	10,000,000.00	0.55	1	1	0.049
Federal Agency Coupon Securities	965,484,000.00	959,256,549.65	966,755,178.17	53.29	1,539	1,175	0.781
Treasury Coupon Securities	150,000,000.00	148,995,150.00	150,161,821.74	8.28	1,223	1,009	0.709
Medium Term Notes	513,429,000.00	516,377,121.65	519,828,792.90	28.66	1,382	936	1.270
Municipal Bonds	3,000,000.00	2,974,740.00	3,000,000.00	0.17	1,426	944	0.492
Money Market Accounts	24,374,350.85	24,374,350.85	24,374,350.85	1.34	1	1	0.010
	1,806,287,350.85	1,801,863,361.73	1,814,092,493.66	100.00%	1,334	989	0.857

Investments	November 30	Month Ending	Fiscal Year To Date
Total Earnings			
Current Year	1,239,968.64		8,405,740.85
Average Daily Balance	1,781,422,881.12		1,733,783,335.06
Effective Rate of Return	0.85%		1.16%

Stanislaus County Pool 2021/22
Portfolio Management
Portfolio Details - Investments
November 30, 2021

CUSIP	Investment #	Issuer	Average Balance	Purchase Date	Par Value	Market Value	Book Value	Stated Rate	YTM 360	YTM 365	Days to Maturity	Maturity Date
Negotiable CDs												
53947CM96	3826	Lloyds Bank Corp		08/27/2021	25,000,000.00	24,978,000.00	25,000,000.00	0.220	0.220	0.223	268	08/26/2022
90275DNV8	3781	UBS Ag Stamford Ct		04/09/2021	15,000,000.00	14,956,725.00	15,000,000.00	0.250	0.250	0.253	314	10/11/2022
06426GUN5	3780	Bank of the West		04/08/2021	10,000,000.00	9,987,800.00	10,000,000.00	0.250	0.250	0.253	321	10/18/2022
Subtotal and Average			50,000,000.00		50,000,000.00	49,922,525.00	50,000,000.00		0.235	0.238	292	
Commercial Paper Disc. -Amortizing												
63873KGS0	3859	Natixis Banque Popular NY		11/24/2021	15,000,000.00	14,972,400.00	14,972,350.00	0.280	0.283	0.287	237	07/26/2022
Subtotal and Average			3,493,466.67		15,000,000.00	14,972,400.00	14,972,350.00		0.283	0.287	237	
Managed Pool Account - LAIF												
SYS61	61	Local Agency Investment Fund			75,000,000.00	74,990,524.58	75,000,000.00	0.203	0.200	0.203	1	
Subtotal and Average			72,666,666.67		75,000,000.00	74,990,524.58	75,000,000.00		0.200	0.203	1	
Managed Pool Account - CAMP												
CAMP	62	California Asset Management Pr			10,000,000.00	10,000,000.00	10,000,000.00	0.050	0.049	0.050	1	
Subtotal and Average			23,500,000.00		10,000,000.00	10,000,000.00	10,000,000.00		0.049	0.050	1	
Federal Agency Coupon Securities												
313378WG2	3607	Federal Home Loan Bank		04/10/2019	15,000,000.00	15,102,450.00	15,006,351.09	2.500	2.360	2.393	100	03/11/2022
3133EGWJ0	3621	Federal Farm Credit Bank		05/29/2019	5,695,000.00	5,752,804.25	5,661,496.22	1.400	2.111	2.140	302	09/29/2022
3133ELGU2	3665	Federal Farm Credit Bank		01/10/2020	12,000,000.00	12,173,040.00	11,994,813.00	1.550	1.568	1.590	405	01/10/2023
313383QR5	3649	Federal Home Loan Bank		10/31/2019	5,340,000.00	5,568,178.20	5,466,228.55	3.250	1.621	1.644	555	06/09/2023
31422BQP8	3656	Farmer Mac		12/16/2019	25,000,000.00	25,451,500.00	25,000,000.00	1.640	1.618	1.640	562	06/16/2023
3135G05R0	3698	Federal National Mortgage Asso		08/12/2020	10,000,000.00	9,960,300.00	9,994,350.65	0.300	0.329	0.334	617	08/10/2023
3135G05T6	3803	Federal National Mortgage Asso		06/25/2021	15,000,000.00	14,950,800.00	15,015,804.14	0.350	0.284	0.288	625	08/18/2023
3135G0U43	3646	Federal National Mortgage Asso		10/30/2019	15,000,000.00	15,625,500.00	15,308,757.54	2.875	1.653	1.676	650	09/12/2023
3130AK6F8	3724	Federal Home Loan Bank		09/21/2020	10,000,000.00	9,978,500.00	9,995,486.11	0.230	0.252	0.255	659	09/21/2023
3130AK6F8	3725	Federal Home Loan Bank		09/21/2020	5,000,000.00	4,989,250.00	4,998,495.37	0.230	0.243	0.247	659	09/21/2023
3130AKAF3	3730	Federal Home Loan Bank		10/05/2020	14,000,000.00	13,958,560.00	13,988,380.00	0.220	0.262	0.265	673	10/05/2023
31422BNM8	3647	Farmer Mac		10/30/2019	5,800,000.00	5,914,434.00	5,793,478.42	1.630	1.668	1.691	698	10/30/2023
3133EK4X1	3648	Federal Farm Credit Bank		11/01/2019	5,000,000.00	5,098,800.00	4,992,244.69	1.600	1.661	1.684	700	11/01/2023
3133EK4X1	3650	Federal Farm Credit Bank		11/01/2019	10,000,000.00	10,197,600.00	9,989,122.92	1.600	1.636	1.659	700	11/01/2023
3133EMN81	3813	Federal Farm Credit Bank		06/30/2021	15,000,000.00	14,923,500.00	14,990,768.77	0.310	0.336	0.340	758	12/29/2023
3134GWSK3	3711	Federal Home Loan Mortgage Co		09/03/2020	15,000,000.00	14,949,450.00	15,000,000.00	0.400	0.395	0.400	817	02/26/2024
3133EL6H2	3716	Federal Farm Credit Bank		09/08/2020	10,000,000.00	9,951,800.00	9,996,763.54	0.360	0.369	0.374	824	03/04/2024

Portfolio POOL
AC
PM (PRF_PM2) 7.3.0

Stanislaus County Pool 2021/22
Portfolio Management
Portfolio Details - Investments
November 30, 2021

CUSIP	Investment #	Issuer	Average Balance	Purchase Date	Par Value	Market Value	Book Value	Stated Rate	YTM 360	YTM 365	Days to Maturity	Maturity Date
Federal Agency Coupon Securities												
3135GA3C3	3740	Federal National Mortgage Asso		11/17/2020	15,000,000.00	14,907,600.00	15,000,000.00	0.350	0.345	0.350	898	05/17/2024
3135GA4S7	3743	Federal National Mortgage Asso		11/20/2020	5,000,000.00	4,969,000.00	5,000,000.00	0.375	0.370	0.375	898	05/17/2024
3130AKFU5	3744	Federal Home Loan Bank		11/24/2020	17,800,000.00	17,678,782.00	17,793,566.15	0.350	0.360	0.365	905	05/24/2024
3134GXDK7	3746	Federal Home Loan Mortgage Co		11/30/2020	14,400,000.00	14,229,792.00	14,400,000.00	0.325	0.321	0.325	911	05/30/2024
3134GWJ64	3717	Federal Home Loan Mortgage Co		09/10/2020	10,000,000.00	9,903,800.00	10,000,000.00	0.400	0.395	0.400	922	06/10/2024
3134GXDL5	3748	Federal Home Loan Mortgage Co		12/10/2020	3,000,000.00	2,981,040.00	3,000,000.00	0.350	0.345	0.350	922	06/10/2024
3134GXDL5	3749	Federal Home Loan Mortgage Co		12/10/2020	6,200,000.00	6,160,816.00	6,200,000.00	0.350	0.345	0.350	922	06/10/2024
3134GXDL5	3750	Federal Home Loan Mortgage Co		12/10/2020	15,800,000.00	15,700,144.00	15,800,000.00	0.350	0.345	0.350	922	06/10/2024
3130A1XJ2	3645	Federal Home Loan Bank		10/25/2019	20,000,000.00	21,075,200.00	20,608,192.57	2.875	1.603	1.625	926	06/14/2024
3133EMAB8	3722	Federal Farm Credit Bank		09/17/2020	10,000,000.00	9,898,900.00	9,996,607.41	0.390	0.398	0.403	929	06/17/2024
31422BE89	3738	Farmer Mac		11/06/2020	10,000,000.00	9,899,300.00	10,026,342.30	0.420	0.312	0.316	931	06/19/2024
3130AMUJ34	3800	Federal Home Loan Bank		06/24/2021	20,000,000.00	19,840,800.00	19,945,303.70	0.330	0.431	0.437	936	06/24/2024
3134GV3A4	3714	Federal Home Loan Mortgage Co		09/04/2020	8,000,000.00	7,940,880.00	8,009,833.55	0.500	0.446	0.452	943	07/01/2024
3136G4Z71	3710	Federal National Mortgage Asso		09/02/2020	10,000,000.00	9,911,800.00	10,000,000.00	0.450	0.444	0.450	999	08/26/2024
3130AJZH5	3712	Federal Home Loan Bank		09/04/2020	3,000,000.00	2,975,190.00	2,999,483.95	0.450	0.450	0.456	1,000	08/27/2024
3133EL6V1	3719	Federal Farm Credit Bank		09/14/2020	10,000,000.00	9,882,300.00	9,994,434.54	0.430	0.444	0.450	1,014	09/10/2024
3130A2UW4	3644	Federal Home Loan Bank		10/25/2019	20,000,000.00	21,134,200.00	20,635,967.92	2.875	1.657	1.680	1,017	09/13/2024
3134GWUX2	3728	Federal Home Loan Mortgage Co		09/30/2020	22,550,000.00	22,239,486.50	22,538,032.06	0.375	0.389	0.394	1,034	09/30/2024
3133EMCNO	3734	Federal Farm Credit Bank		10/15/2020	5,000,000.00	4,929,900.00	4,994,614.58	0.400	0.432	0.438	1,049	10/15/2024
3130AMZP0	3816	Federal Home Loan Bank		06/30/2021	15,000,000.00	14,823,750.00	14,995,893.15	0.650	0.651	0.660	1,185	02/28/2025
3133EMJP8	3754	Federal Farm Credit Bank		12/10/2020	20,000,000.00	19,668,000.00	20,000,000.00	0.490	0.483	0.490	1,195	03/10/2025
3130AMX80	3818	Federal Home Loan Bank		06/30/2021	4,950,000.00	4,893,718.50	4,950,000.00	0.670	0.661	0.670	1,213	03/28/2025
3130AN4X5	3820	Federal Home Loan Bank		07/01/2021	15,000,000.00	14,829,600.00	15,000,000.00	0.670	0.661	0.670	1,217	04/01/2025
31422BYS3	3804	Farmer Mac.		06/25/2021	17,753,000.00	17,515,819.92	17,735,201.94	0.650	0.671	0.680	1,244	04/28/2025
3133EMH47	3799	Federal Farm Credit Bank		06/24/2021	20,000,000.00	19,619,200.00	19,967,052.14	0.600	0.642	0.651	1,293	06/16/2025
3135GAAZ4	3757	Federal National Mortgage Asso		12/24/2020	8,000,000.00	7,834,880.00	8,000,000.00	0.500	0.493	0.500	1,301	06/24/2025
3136G4A86	3688	Federal National Mortgage Asso		07/21/2020	25,000,000.00	24,475,750.00	24,936,319.44	0.500	0.563	0.571	1,328	07/21/2025
3133ELZ80	3693	Federal Farm Credit Bank		07/29/2020	25,000,000.00	24,547,750.00	25,000,000.00	0.580	0.572	0.580	1,336	07/29/2025
3133EL2S2	3694	Federal Farm Credit Bank		08/04/2020	10,000,000.00	9,837,500.00	10,000,000.00	0.670	0.661	0.670	1,342	08/04/2025
3134GWJW7	3695	Federal Home Loan Mortgage Co		08/04/2020	15,000,000.00	14,788,200.00	15,000,000.00	0.550	0.542	0.550	1,342	08/04/2025
3136G4Q48	3702	Federal National Mortgage Asso		08/19/2020	10,000,000.00	9,815,000.00	9,992,566.67	0.600	0.612	0.620	1,357	08/19/2025
3136G4M34	3703	Federal National Mortgage Asso		08/19/2020	5,000,000.00	4,882,350.00	5,000,000.00	0.450	0.444	0.450	1,357	08/19/2025
3133EL4W1	3715	Federal Farm Credit Bank		09/04/2020	10,000,000.00	9,803,900.00	9,996,247.91	0.610	0.612	0.620	1,363	08/25/2025
3135G05X7	3708	Federal National Mortgage Asso		08/27/2020	10,000,000.00	9,754,900.00	9,965,017.13	0.375	0.463	0.470	1,363	08/25/2025
3136G4X57	3713	Federal National Mortgage Asso		09/04/2020	7,441,000.00	7,309,145.48	7,441,000.00	0.625	0.616	0.625	1,363	08/25/2025
3130AJZ36	3707	Federal Home Loan Bank		08/27/2020	10,000,000.00	9,820,100.00	9,992,522.22	0.600	0.612	0.620	1,365	08/27/2025

**Stanislaus County Pool 2021/22
Portfolio Management
Portfolio Details - Investments
November 30, 2021**

CUSIP	Investment #	Issuer	Average Balance	Purchase Date	Par Value	Market Value	Book Value	Stated Rate	YTM 360	YTM 365	Days to Maturity	Maturity Date
Federal Agency Coupon Securities												
3130ANW48	3831	Federal Home Loan Bank		08/30/2021	15,000,000.00	14,780,100.00	15,000,000.00	0.730	0.720	0.730	1,365	08/27/2025
3136G4N33	3704	Federal National Mortgage Asso		08/27/2020	5,000,000.00	4,889,400.00	5,000,000.00	0.500	0.528	0.536	1,365	08/27/2025
3136G4S87	3705	Federal National Mortgage Asso		08/27/2020	5,000,000.00	4,915,750.00	5,000,000.00	0.650	0.641	0.650	1,365	08/27/2025
3130AK4T0	3718	Federal Home Loan Bank		09/11/2020	5,000,000.00	4,926,750.00	4,996,222.22	0.580	0.592	0.600	1,380	09/11/2025
3134GWL38	3721	Federal Home Loan Mortgage Co		09/15/2020	15,000,000.00	14,692,350.00	15,000,000.00	0.540	0.533	0.540	1,384	09/15/2025
3133EMBJ0	3729	Federal Farm Credit Bank		10/01/2020	5,000,000.00	4,876,750.00	4,996,167.96	0.530	0.543	0.550	1,398	09/29/2025
3134GWY91	3733	Federal Home Loan Mortgage Co		10/15/2020	5,000,000.00	4,898,100.00	5,000,000.00	0.570	0.562	0.570	1,414	10/15/2025
3133EMEC2	3739	Federal Farm Credit Bank		11/09/2020	10,000,000.00	9,749,900.00	9,986,249.30	0.530	0.558	0.566	1,421	10/22/2025
31422B2J8	3735	Farmer Mac		10/29/2020	5,000,000.00	4,890,950.00	4,999,530.67	0.500	0.496	0.502	1,428	10/29/2025
3135GA2Z3	3741	Federal National Mortgage Asso		11/17/2020	5,000,000.00	4,899,550.00	4,995,048.61	0.560	0.577	0.585	1,447	11/17/2025
3130AP3H6	3837	Federal Home Loan Bank		09/28/2021	11,150,000.00	10,973,384.00	11,107,273.20	0.750	0.836	0.848	1,458	11/28/2025
3130ALYU2	3787	Federal Home Loan Bank		04/28/2021	10,000,000.00	9,929,300.00	10,000,000.00	1.000	0.986	1.000	1,519	01/28/2026
3130ALCV4	3783	Federal Home Loan Bank		04/13/2021	10,000,000.00	9,834,200.00	9,921,719.02	0.750	0.927	0.940	1,546	02/24/2026
3130ANW22	3832	Federal Home Loan Bank		08/30/2021	15,000,000.00	14,704,050.00	15,000,000.00	0.850	0.838	0.850	1,547	02/25/2026
3130AKZP4	3773	Federal Home Loan Bank		02/26/2021	15,000,000.00	14,712,750.00	15,000,000.00	0.600	0.592	0.600	1,548	02/26/2026
3130APE35	3840	Federal Home Loan Bank		09/30/2021	15,000,000.00	14,860,500.00	15,000,000.00	1.000	0.986	1.000	1,580	03/30/2026
3130AM2J0	3789	Federal Home Loan Bank		04/28/2021	10,000,000.00	9,923,500.00	10,000,000.00	1.050	1.036	1.050	1,609	04/28/2026
3130ALZQ0	3790	Federal Home Loan Bank		04/28/2021	10,000,000.00	9,943,100.00	10,000,000.00	0.500	1.007	1.021	1,609	04/28/2026
3130AM6U1	3791	Federal Home Loan Bank		04/28/2021	10,000,000.00	9,914,700.00	10,000,000.00	0.625	0.982	0.996	1,609	04/28/2026
3130AMKN1	3795	Federal Home Loan Bank		05/27/2021	18,600,000.00	18,497,886.00	18,600,000.00	0.500	0.493	0.500	1,638	05/27/2026
3130AN4T4	3829	Federal Home Loan Bank		08/27/2021	10,000,000.00	9,862,400.00	10,041,976.33	0.875	0.800	0.811	1,654	06/12/2026
3130ANG95	3823	Federal Home Loan Bank		08/24/2021	8,540,000.00	8,454,856.20	8,540,000.00	0.500	1.007	1.021	1,727	08/24/2026
3130ANVS6	3830	Federal Home Loan Bank		08/30/2021	25,000,000.00	24,455,750.00	25,000,000.00	1.000	0.986	1.000	1,729	08/26/2026
3130ANW97	3833	Federal Home Loan Bank		08/30/2021	15,000,000.00	14,580,600.00	15,000,000.00	0.500	0.951	0.964	1,731	08/28/2026
3133EM3Y6	3834	Federal Farm Credit Bank		09/01/2021	15,000,000.00	14,847,300.00	15,000,000.00	0.930	0.917	0.930	1,735	09/01/2026
3130ANWH9	3838	Federal Home Loan Bank		09/28/2021	3,500,000.00	3,462,620.00	3,498,089.69	1.080	1.085	1.100	1,749	09/15/2026
3130APCH6	3839	Federal Home Loan Bank		09/29/2021	15,000,000.00	14,895,000.00	15,000,000.00	1.125	1.110	1.125	1,763	09/29/2026
3133ENDC1	3848	Federal Farm Credit Bank		11/03/2021	10,000,000.00	9,948,800.00	10,000,000.00	1.330	1.312	1.330	1,798	11/03/2026
3133ENDC1	3857	Federal Farm Credit Bank		11/03/2021	10,000,000.00	9,948,800.00	10,000,000.00	1.330	1.312	1.330	1,798	11/03/2026
3130APV51	3861	Federal Home Loan Bank		11/30/2021	6,965,000.00	6,962,492.60	6,966,160.83	1.000	1.941	1.968	1,819	11/24/2026
Subtotal and Average			958,711,290.02		965,484,000.00	959,256,549.65	966,755,178.17		0.781	0.791	1,175	

Treasury Coupon Securities

912828W55	3613	U S Treasury Securities		04/29/2019	15,000,000.00	15,066,750.00	15,000,351.56	1.875	2.236	2.267	89	02/28/2022
912828T26	3801	U S Treasury Securities		06/24/2021	15,000,000.00	15,239,700.00	15,300,645.38	1.375	0.271	0.275	668	09/30/2023
91282CBV2	3814	U S Treasury Securities		06/30/2021	15,000,000.00	14,891,550.00	14,991,161.71	0.375	0.395	0.400	866	04/15/2024

Stanislaus County Pool 2021/22
Portfolio Management
Portfolio Details - Investments
November 30, 2021

CUSIP	Investment #	Issuer	Average Balance	Purchase Date	Par Value	Market Value	Book Value	Stated Rate	YTM 360	YTM 365	Days to Maturity	Maturity Date
Treasury Coupon Securities												
91282CCG4	3802	U S Treasury Securities		06/24/2021	15,000,000.00	14,818,350.00	14,925,468.80	0.250	0.444	0.450	927	06/15/2024
91282CCL3	3841	U S Treasury Securities		10/01/2021	15,000,000.00	14,856,450.00	14,978,322.08	0.375	0.455	0.461	957	07/15/2024
912828Z52	3811	U S Treasury Securities		06/30/2021	15,000,000.00	15,229,650.00	15,370,249.93	1.375	0.578	0.586	1,157	01/31/2025
912828ZC7	3812	U S Treasury Securities		06/30/2021	15,000,000.00	15,102,600.00	15,251,495.84	1.125	0.594	0.602	1,185	02/28/2025
912828ZT0	3828	U S Treasury Securities		08/27/2021	15,000,000.00	14,628,000.00	14,807,626.00	0.250	0.613	0.622	1,277	05/31/2025
91282CBC4	3817	U S Treasury Securities		06/30/2021	15,000,000.00	14,581,050.00	14,745,079.79	0.375	0.789	0.800	1,491	12/31/2025
91282CBC4	3827	U S Treasury Securities		08/27/2021	15,000,000.00	14,581,050.00	14,791,420.65	0.375	0.727	0.737	1,491	12/31/2025
Subtotal and Average			150,176,165.64		150,000,000.00	148,995,150.00	150,161,821.74		0.709	0.719	1,009	
Medium Term Notes												
24422EUQ0	3597	John Deere		03/29/2019	15,000,000.00	15,042,450.00	15,011,764.29	3.200	2.412	2.446	40	01/10/2022
084670BF4	3598	Berkshire Hathaway Finance Cor		04/01/2019	10,000,000.00	10,050,300.00	10,017,665.26	3.400	2.246	2.278	61	01/31/2022
084670BF4	3603	Berkshire Hathaway Finance Cor		04/05/2019	5,000,000.00	5,025,150.00	5,008,007.14	3.400	2.348	2.381	61	01/31/2022
89236TFX8	3609	Toyota Motor Credit Corp		04/12/2019	12,200,000.00	12,295,892.00	12,199,067.72	2.650	2.635	2.672	132	04/12/2022
89236TFX8	3619	Toyota Motor Credit Corp		05/06/2019	6,000,000.00	6,047,160.00	6,001,972.44	2.650	2.520	2.555	132	04/12/2022
69371RP83	3626	PACCAR Financial Corp		05/29/2019	9,845,000.00	9,939,315.10	9,854,796.38	2.650	2.382	2.415	160	05/10/2022
14912L5F4	3614	Caterpillar Financial Service		04/29/2019	5,506,000.00	5,575,100.30	5,513,459.84	2.850	2.531	2.566	182	06/01/2022
49327M2S2	3616	Key Bank NA		04/30/2019	4,100,000.00	4,143,337.00	4,094,764.90	2.400	2.620	2.656	190	06/09/2022
88579YAF8	3617	3M Company		05/02/2019	10,000,000.00	10,094,800.00	9,971,473.54	2.000	2.489	2.524	207	06/26/2022
89236THD0	3765	Toyota Motor Credit Corp		01/13/2021	14,750,000.00	14,741,445.00	14,770,728.99	0.450	0.227	0.230	233	07/22/2022
665859AN4	3629	Northern Trust Corp		05/31/2019	10,000,000.00	10,134,200.00	10,002,281.16	2.375	2.307	2.339	244	08/02/2022
05253JAU5	3638	Aust & NZ Banking Group NY		08/21/2019	15,000,000.00	15,305,250.00	15,092,074.35	2.625	1.920	1.947	343	11/09/2022
46625HJH4	3637	JP Morgan Chase Bank		08/21/2019	15,000,000.00	15,447,750.00	15,186,501.30	3.200	2.046	2.074	420	01/25/2023
49327M2U7	3636	Key Bank NA		06/28/2019	22,200,000.00	22,962,126.00	22,491,584.72	3.375	2.256	2.287	461	03/07/2023
06406RAG2	3628	Bank of New York Mellon Corp		05/30/2019	20,000,000.00	20,761,200.00	20,227,501.85	3.500	2.608	2.644	513	04/28/2023
22550L2D2	3706	Credit Suisse First Bost NY		08/31/2020	10,000,000.00	10,030,700.00	10,077,953.11	1.000	0.444	0.450	520	05/05/2023
22550L2D2	3723	Credit Suisse First Bost NY		09/18/2020	5,000,000.00	5,015,350.00	5,035,414.98	1.000	0.493	0.500	520	05/05/2023
857477AL7	3763	State Street Corp		01/13/2021	2,734,000.00	2,830,482.86	2,844,934.16	3.100	0.296	0.300	530	05/15/2023
06053FAA7	3777	Bank of Agriculture & Commerce		04/01/2021	5,257,000.00	5,551,497.14	5,565,521.65	4.100	0.504	0.511	600	07/24/2023
06406RAJ6	3806	Bank of New York Mellon Corp		06/28/2021	10,000,000.00	10,466,100.00	10,533,730.01	3.450	0.285	0.289	618	08/11/2023
89236THF5	3699	Toyota Motor Credit Corp		08/14/2020	5,000,000.00	4,983,600.00	5,001,603.45	0.500	0.474	0.481	621	08/14/2023
14913R2F3	3720	Caterpillar Financial Service		09/14/2020	5,000,000.00	4,984,050.00	5,002,828.01	0.450	0.412	0.418	652	09/14/2023
14912L5X5	3776	Caterpillar Financial Service		04/01/2021	5,000,000.00	5,279,550.00	5,330,576.13	3.750	0.386	0.392	723	11/24/2023
24422EUR8	3709	John Deere		08/28/2020	11,075,000.00	11,679,584.25	11,737,895.96	3.450	0.571	0.579	770	01/10/2024
24422EUR8	3844	John Deere		10/21/2021	3,500,000.00	3,691,065.00	3,741,542.90	3.450	0.604	0.612	770	01/10/2024
91159HHV5	3764	US Bank NA		01/13/2021	2,500,000.00	2,625,900.00	2,650,959.06	3.375	0.538	0.546	796	02/05/2024

**Stanislaus County Pool 2021/22
Portfolio Management
Portfolio Details - Investments
November 30, 2021**

CUSIP	Investment #	Issuer	Average Balance	Purchase Date	Par Value	Market Value	Book Value	Stated Rate	YTM 360	YTM 365	Days to Maturity	Maturity Date
Medium Term Notes												
24422EUX5	3793	John Deere		04/22/2021	7,000,000.00	7,262,570.00	7,343,934.14	2.600	0.411	0.417	827	03/07/2024
46625HJX9	3774	JP Morgan Chase Bank		04/01/2021	2,047,000.00	2,170,618.33	2,194,236.22	3.625	0.645	0.654	894	05/13/2024
91159HHX1	3727	US Bank NA		09/25/2020	5,575,000.00	5,779,937.00	5,845,602.45	2.400	0.548	0.556	972	07/30/2024
30231GBC5	3792	Exxon Mobil Corporation		04/22/2021	10,000,000.00	10,245,100.00	10,373,994.97	2.019	0.613	0.622	989	08/16/2024
06406RAL1	3775	Bank of New York Mellon Corp		04/01/2021	12,000,000.00	12,336,840.00	12,510,200.16	2.100	0.606	0.614	1,058	10/24/2024
14913Q3B3	3805	Caterpillar Financial Service		06/28/2021	20,000,000.00	20,551,200.00	20,845,949.42	2.150	0.681	0.690	1,073	11/08/2024
91159HHZ6	3767	US Bank NA		01/13/2021	3,753,000.00	3,781,072.44	3,850,479.75	1.450	0.671	0.680	1,258	05/12/2025
69353REQ7	3766	PNC Bank NA		01/13/2021	6,450,000.00	6,878,602.50	6,992,725.57	3.250	0.777	0.788	1,278	06/01/2025
02079KAH0	3700	Alphabet Inc (Google)		08/17/2020	5,000,000.00	4,882,200.00	4,996,327.42	0.450	0.464	0.470	1,353	08/15/2025
478160CN2	3794	Johnson & Johnson		04/26/2021	10,000,000.00	9,740,800.00	9,938,063.90	0.550	0.796	0.807	1,370	09/01/2025
478160CN2	3836	Johnson & Johnson		09/03/2021	4,755,000.00	4,631,750.40	4,730,225.58	0.550	0.685	0.694	1,370	09/01/2025
48128GX54	3736	JP Morgan Chase Bank		10/30/2020	5,000,000.00	4,754,500.00	5,000,000.00	0.750	0.739	0.749	1,429	10/30/2025
06048WK41	3745	Bank of America		11/25/2020	25,000,000.00	24,081,500.00	25,000,000.00	0.650	0.641	0.650	1,455	11/25/2025
89236THW8	3770	Toyota Motor Credit Corp		01/13/2021	10,000,000.00	9,731,700.00	9,997,992.03	0.800	0.794	0.805	1,500	01/09/2026
89236THW8	3784	Toyota Motor Credit Corp		04/14/2021	15,000,000.00	14,597,550.00	14,844,211.87	0.800	1.045	1.060	1,500	01/09/2026
24422EVK2	3771	John Deere		01/15/2021	5,000,000.00	4,865,500.00	4,990,304.53	0.700	0.738	0.748	1,506	01/15/2026
24422EVK2	3858	John Deere		11/24/2021	15,000,000.00	14,596,500.00	14,599,591.20	0.700	1.412	1.432	1,506	01/15/2026
037833EB2	3772	Apple Inc		02/08/2021	15,000,000.00	14,648,400.00	14,997,500.89	0.700	0.694	0.704	1,530	02/08/2026
037833EB2	3786	Apple Inc		04/14/2021	7,899,000.00	7,713,847.44	7,802,341.75	0.700	0.986	1.000	1,530	02/08/2026
808513BF1	3785	Charles Schwab Corp		04/14/2021	19,283,000.00	18,874,778.89	19,146,705.09	0.900	1.003	1.017	1,561	03/11/2026
89236TJK2	3842	Toyota Motor Credit Corp		10/04/2021	25,000,000.00	24,542,500.00	24,986,913.20	1.125	1.195	1.212	1,660	06/18/2026
63254AAS7	3843	National Australia Bank/NY		10/21/2021	15,000,000.00	15,705,450.00	15,874,889.46	2.500	1.327	1.345	1,684	07/12/2026
06048WN22	3824	Bank of America Corp		08/26/2021	15,000,000.00	14,581,050.00	15,000,000.00	1.250	1.233	1.250	1,729	08/26/2026
48128G4X5	3825	JP Morgan Chase Bank		08/30/2021	15,000,000.00	14,719,800.00	15,000,000.00	1.200	1.184	1.200	1,731	08/28/2026
Subtotal and Average			509,785,399.99		513,429,000.00	516,377,121.65	519,828,792.90		1.270	1.288	936	
Municipal Bonds												
13067WRA2	3697	CA St. Dept. of Water Resource		08/06/2020	1,250,000.00	1,244,550.00	1,250,000.00	0.414	0.408	0.414	730	12/01/2023
13067WRB0	3696	CA St. Dept. of Water Resource		08/06/2020	1,750,000.00	1,730,190.00	1,750,000.00	0.560	0.552	0.560	1,096	12/01/2024
Subtotal and Average			3,000,000.00		3,000,000.00	2,974,740.00	3,000,000.00		0.492	0.499	944	
Money Market Accounts												
SYS3505	3505	Dreyfus Treasury/Agency Fund			24,374,350.85	24,374,350.85	24,374,350.85	0.010	0.010	0.010	1	
Subtotal and Average			10,089,892.13		24,374,350.85	24,374,350.85	24,374,350.85		0.010	0.010	1	

**Stanislaus County Pool 2021/22
Portfolio Management
Portfolio Details - Investments
November 30, 2021**

CUSIP	Investment #	Issuer	Average Balance	Purchase Date	Par Value	Market Value	Book Value	Stated Rate	YTM 360	YTM 365	Days to Maturity
Total and Average			1,781,422,881.12		1,806,287,350.85	1,801,863,361.73	1,814,092,493.66		0.857	0.869	989

Stanislaus County Pool 2021/22
Portfolio Management
Activity By Type
November 1, 2021 through November 30, 2021

CUSIP	Investment #	Issuer	Stated Rate	Transaction Date	Purchases or Deposits	Redemptions or Withdrawals	Balance
Negotiable CDs							
Subtotal							50,000,000.00
Commercial Paper Disc. -Amortizing							
63873KGS0	3859	Natixis Banque Popolar NY	0.280	11/24/2021	14,971,533.33	0.00	
Subtotal							14,971,533.33
Managed Pool Account - LAIF (Monthly Summary)							
SYS61	61	Local Agency Investment Fund	0.203		35,000,000.00	35,000,000.00	
Subtotal							35,000,000.00
Managed Pool Account - CAMP (Monthly Summary)							
CAMP	62	California Asset Management Pr	0.050		90,000,000.00	105,000,000.00	
Subtotal							90,000,000.00
Federal Agency Coupon Securities							
3133ENDC1	3848	Federal Farm Credit Bank	1.330	11/03/2021	10,000,000.00	0.00	
3133ENDC1	3857	Federal Farm Credit Bank	1.330	11/03/2021	10,000,000.00	0.00	
3130APV51	3861	Federal Home Loan Bank	1.000	11/30/2021	6,965,000.00	0.00	
Subtotal							26,965,000.00
Treasury Coupon Securities							
Subtotal							150,161,821.74
Medium Term Notes							
24422EVK2	3858	John Deere	0.700	11/24/2021	14,559,900.00	0.00	
63254ABB3	3596	National Australia Bank/NY	3.700	11/04/2021	0.00	10,000,000.00	
Subtotal							14,559,900.00
Municipal Bonds							
Subtotal							3,000,000.00
Money Market Accounts (Monthly Summary)							
SYS3505	3505	Dreyfus Treasury/Agency Fund	0.010		63,415,844.53	49,324,624.67	
Subtotal							63,415,844.53

**Stanislaus County Pool 2021/22
Portfolio Management
Activity By Type
November 1, 2021 through November 30, 2021**

CUSIP	Investment #	Issuer	Stated Rate	Transaction Date	Purchases or Deposits	Redemptions or Withdrawals	Balance
		Total			244,912,277.86	199,324,624.67	1,814,092,493.66

**Stanislaus County Pool 2021/22
Portfolio Management
Activity Summary
November 2020 through November 2021**

Month End	Year	Number of Securities	Total Invested	Yield to Maturity		Managed Pool Rate	Number of Investments Purchased	Number of Investments Redeemed	Average Term	Average Days to Maturity
				360 Equivalent	365 Equivalent					
November	2020	134	1,642,592,913.67	1.382	1.401	0.560	10	4	1,037	717
December	2020	141	1,876,349,566.08	1.201	1.218	0.560	12	3	947	651
January	2021	145	1,778,545,179.70	1.199	1.216	0.420	7	4	991	667
February	2021	143	1,659,345,842.28	1.227	1.244	0.370	2	5	1,073	715
March	2021	139	1,663,448,237.19	1.174	1.190	0.350	0	4	1,052	684
April	2021	154	1,718,609,078.96	1.091	1.106	0.350	20	6	1,160	814
May	2021	149	1,693,054,730.75	1.066	1.081	0.350	1	6	1,178	816
June	2021	158	1,840,578,405.71	1.019	1.033	0.300	15	3	1,216	870
July	2021	156	1,626,545,486.92	0.919	0.932	0.050	1	16	1,253	915
August	2021	151	1,751,637,514.33	0.858	0.870	0.221	11	5	1,286	969
September	2021	152	1,809,895,764.61	0.824	0.835	0.206	6	4	1,281	968
October	2021	152	1,768,874,056.38	0.858	0.870	0.203	4	4	1,331	1,001
November	2021	153	1,814,092,493.66	0.857	0.869	0.203	5	1	1,334	989
Average		148	1,741,813,020.79	1.052%	1.067%	0.319	7	5	1,165	829

**Stanislaus County Pool 2021/22
Portfolio Management
Distribution of Investments By Type
November 2020 through November 2021**

Security Type	November 2020	December 2020	January 2021	February 2021	March 2021	April 2021	May 2021	June 2021	July 2021	August 2021	September 2021	October 2021	November 2021	Average by Period
Certificates of Deposit - Bank														
Negotiable CDs	9.5	16.3	15.8	13.9	12.4	13.4	12.2	7.1	5.6	5.7	4.1	2.8	2.8	9.4%
Commercial Paper Disc. -Amortizing	1.5	2.7	2.8	3.0	3.0	2.9	3.0	2.7	1.5	1.4			0.8	2.0%
Bankers Acceptances -Amortizing														
Managed Pool Account - LAIF	4.6	4.0	4.2	1.8	4.5	1.2	2.7	1.4		3.1	4.1	4.2	4.1	3.1%
Managed Pool Account - CAMP	2.4	5.1							2.2		2.8	1.4	0.6	1.1%
Federal Agency Coupon Securities	39.7	36.3	36.9	40.1	40.0	44.0	45.7	47.9	51.4	52.0	53.6	53.1	53.3	45.7%
Federal Agency Disc. -Amortizing														
Treasury Coupon Securities	17.3	14.6	15.4	14.8	12.9	9.9	9.2	13.4	8.4	9.4	7.5	8.5	8.3	11.5%
Treasury Discounts -Amortizing														
Rolling Repurchase Agreements														
Repurchase Agreements - Term														
Medium Term Notes	23.7	20.8	22.7	25.3	24.9	27.6	27.2	26.7	29.9	27.5	26.9	29.2	28.7	26.2%
California Registered Warrants														
Municipal Bonds	0.2	0.2	0.2	0.2	0.2	0.2	0.2	0.2	0.2	0.2	0.2	0.2	0.2	0.2%
Money Market Accounts	1.0	0.1	2.0	1.0	2.1	0.9		0.7	0.9	0.6	0.9	0.6	1.3	0.9%
Municipal Anticipation Note														
Calif Local Agency Indebtedness														