

**THE BOARD OF SUPERVISORS OF THE COUNTY OF STANISLAUS
BOARD ACTION SUMMARY**

DEPT: Treasurer / Tax Collector

BOARD AGENDA: 5.B.3
AGENDA DATE: October 31, 2023

SUBJECT:

Acceptance of the Stanislaus County Treasury Pool August 2023 Monthly Investment Report


BOARD ACTION AS FOLLOWS:

RESOLUTION NO. 2023-0548

On motion of Supervisor B. Condit Seconded by Supervisor Grewal
and approved by the following vote,
Ayes: Supervisors: B. Condit, Chiesa, Withrow, Grewal, and Chairman C. Condit
Noes: Supervisors: None
Excused or Absent: Supervisors: None
Abstaining: Supervisor: None

- 1) Approved as recommended
- 2) Denied
- 3) Approved as amended
- 4) Other:

MOTION:

ATTEST: 
ELIZABETH A. KING, Clerk of the Board of Supervisors

File No.

**THE BOARD OF SUPERVISORS OF THE COUNTY OF STANISLAUS
AGENDA ITEM**

DEPT: Treasurer / Tax Collector

BOARD AGENDA:5.B.3
AGENDA DATE: October 31, 2023

CONSENT:

CEO CONCURRENCE: YES

4/5 Vote Required: No

SUBJECT:

Acceptance of the Stanislaus County Treasury Pool August 2023 Monthly Investment Report

STAFF RECOMMENDATION:

1. Accept the August 2023 Investment Report for the Stanislaus County Treasury Pool.
2. Authorize the Chairman of the Board of Supervisors to sign on behalf of the Board that the report has been reviewed and accepted.

DISCUSSION:

On April 16, 1996, the Board of Supervisors enacted Code Sections 2.30.010 through 2.30.040. This provides for a comprehensive policy of investment delegation and oversight, including:

- Delegation of day-to-day investment to the County Treasurer-Tax Collector
- Qualifications for the Office of County Treasurer-Tax Collector
- Establishment of a Treasury Pool Oversight Committee

On June 20, 2023, the Board of Supervisors reviewed and adopted revisions to the Investment Policy (Policy), effective July 1, 2023. Revisions to the Policy were prepared by the Stanislaus County Treasurer-Tax Collector and reviewed for conformity with California State law by the Treasury Oversight Committee members comprised of the County Auditor-Controller, the County Superintendent of Schools' designee, and a member of the public, who is familiar with investments.

The Policy includes language that mandates the preparation of the monthly report and provides guidelines for its contents. Each monthly report contains a summary, with sufficient detail to show investment activity and compliance with legal and policy directives. The report is prepared by the Stanislaus County Treasurer-Tax Collector's Office, reviewed by the Treasurer-Tax Collector for conformity with the Stanislaus County Treasury Pool Investment Policy and distributed to the Treasury Pool Oversight Committee.

The Stanislaus County Treasury Pool yield to maturity for August 2023 was 2.556%. The Average-Days-to-Maturity was 457 days. With the current cash flow and investment schedule, the Treasury is projecting sufficient cash to meet historical cash needs for the next six months, through the end of February 2024.

To provide additional information regarding the composition of the Treasury Pool and the diversity of holdings, the Treasurer-Tax Collector's monthly investment report includes the composition of the pool, as provided by the Auditor-Controller, a comparison of the Treasury Pool investment holdings year-on-year, and a comparison of the Stanislaus County Treasury Pool to similar investment pools in the eight comparable counties. It should be noted that differences in size, cash flow, need, and composition of funds impact the strategy used and that earnings rates will fluctuate over time.

Upon acceptance and signature of the Chairman, the report can be viewed on the Stanislaus County Treasurer-Tax Collector's Office website at:

<http://www.stancounty.com/tr-tax/treasury.shtm>.

POLICY ISSUE:

Section 27133(e) of the State of California Government Code requires that the Treasurer of any county having an Oversight Committee prepare an investment report for said Committee. Section 2.30.040 of the Stanislaus County Code establishes the Treasury Oversight Committee and the Stanislaus County Investment Policy further mandates preparation, review, and acceptance of the investment report.

FISCAL IMPACT:

Costs associated with administration of the Pool, including the cost to produce the Monthly Investment Report (estimated at \$800 per month) are deducted from interest earnings before distribution is made to the participating agencies' funds.

BOARD OF SUPERVISORS' PRIORITY:

The recommended actions are consistent with the Board's priority of *Delivering Efficient Public Services* by providing transparency and adherence to the law through the issuance of monthly investment reports.

STAFFING IMPACT:

There is no staffing impact associated with acceptance of the Treasury Pool's Monthly Investment Report. Existing Department staff prepares the monthly report.

CONTACT PERSON:

Donna Riley, Treasurer-Tax Collector

Telephone: (209) 525-4466

ATTACHMENT(S):

1. August 2023 Monthly Investment Report



OFFICE OF TREASURER/TAX COLLECTOR

Donna Riley
Treasurer/Tax Collector

PO Box 3052, Modesto, CA 95353-0859
Phone: 209.525.6524 Fax: 209.525-4333

Stanislaus County Treasury – Pooled Investments
Monthly Investment Report
August 2023

The Stanislaus County Treasury Pool yield to maturity for August was 2.556%, with an Average-Days-to-Maturity of 457 days.

With the current cash flow and investment schedule, the Pool will have sufficient cash to meet the historical cash needs for the next six months, through the end of February 2024, as noted below.

Table with 6 columns: Month, Revenue, Expenditures, Net Cash Flow, Maturities, Projected Surplus/(Deficit). Rows include months from Sep-23 to Feb-24.

Both the Assistant Treasurer/Tax Collector and Treasurer/Tax Collector have reviewed the portfolio for compliance with the investment policy and the US Bank custodial statement for accuracy and completeness. The custodial statement is the source of market valuation for securities held by our custodial agent. All other securities are valued at cost.

The Treasury Monthly Investment Report for August 2023 has been provided to the Treasury Oversight Committee members for review.

Dolores Sarenana, Assistant Treasurer/Tax Collector

09/19/2023
Date

Donna Riley, Treasurer/Tax Collector

09/13/2023
Date

The County of Stanislaus Board of Supervisors has reviewed and accepted the August 2023 Treasurer's Monthly Investment Report.

Chair, Board of Supervisors

10-31-23
Date



Stanislaus County Treasury - Pooled Investments Investment Pool Summary August 31, 2023

CASHFLOW:	AUGUST 2023	YTD FY 2024	AUGUST 2022	YTD FY 2023
BEG. CASH BALANCE	\$ 2,513,054,610.25	\$ 2,691,900,459.20	\$ 1,951,142,351.40	\$ 2,194,390,009.89
RECEIPTS	276,711,493.19	487,671,291.98	235,798,898.46	347,027,067.43
DISBURSEMENTS	(331,404,792.87)	(721,210,440.61)	(303,498,463.79)	(657,974,291.25)
ENDING CASH BALANCE	\$ 2,458,361,310.57	\$ 2,458,361,310.57	\$ 1,883,442,786.07	\$ 1,883,442,786.07

INTEREST INCOME:	AUGUST 2023	YTD FY 2024	AUGUST 2022	YTD FY 2023
INTEREST RECEIVED	\$ 6,537,485.90	\$ 12,988,056.37	\$ 192,291.73	\$ 1,352,411.57
TREASURY EXPENSE	(52,995.83)	(104,198.30)	(24,976.08)	(65,571.71)
AUDITOR EXPENSE	(10,748.51)	(20,572.28)	(36,394.66)	(72,789.32)
NET DISTRIBUTION	\$ 6,473,741.56	\$ 12,863,285.79	\$ 130,920.99	\$ 1,214,050.54

BALANCE - 08/31/2023	ORACLE BOOK VALUE	MARKET VALUE	MAX INVEST. AS % OF TOTAL	ORACLE BOOK VALUE AS % OF TOTAL*	MAX DAYS TO MATURE	AVG DAYS TO MATURE	YTM 360 EQUIV.
NEGOTIABLE CERT. OF DEPOSIT	\$ 65,671,932.99	\$ 65,596,312.20	30.00%	2.68%	1,825	122	5.580%
COMMERCIAL PAPER	77,885,227.78	79,448,600.00	40.00%	3.18%	270	45	5.511%
MANAGED POOL - CAMP AGENCIES	377,500,000.00	377,500,000.00		15.42%		1	5.464%
AGENCIES	988,695,659.26	927,002,336.35		40.39%	1,825	585	0.917%
AGENCIES - AMORTIZING	19,054,693.06	19,165,300.00		0.78%	1,825	312	5.365%
TREASURIES	354,069,022.02	345,560,900.00		14.47%	1,825	572	2.988%
TREASURIES - AMORTIZING	85,723,359.03	86,332,950.00		3.50%	1,825	286	5.294%
MEDIUM TERM NOTES	476,060,548.79	446,376,803.64	30.00%	19.45%	1,825	621	1.825%
MUNICIPAL BONDS	3,000,000.00	2,884,865.00		0.12%	1,825	305	0.492%
TOTAL INVESTMENTS	\$ 2,447,660,442.93	\$ 2,349,868,067.19		100.00%		457	2.556%
BOOK CASH BALANCE	10,700,867.64	10,700,867.64					
TOTAL	\$ 2,458,361,310.57	\$ 2,360,568,934.83					

BOOK & BANK BALANCE RECONCILIATION:

ORACLE FMS ENDING BOOK CASH BALANCE	\$ 10,548,965.93
TREASURY DEPOSITS IN TRANSIT (VAULT)	151,844.71
BANK RETURNED CHECKS	57.00
BOOK CASH BALANCE	\$ 10,700,867.64
<u>UNRECORDED BANK ITEMS</u>	
TREASURY/TAXES CREDIT CARD REVENUE	(2,001,799.04)
TREASURY DEPOSITS IN TRANSIT (CASH/COIN SHIPMENTS)	(5,800.00)
TREASURY CASH ON HAND (VAULT)	(151,844.71)
<u>UNRECORDED BOOK ITEMS</u>	
BANK CREDITS/REVENUE	375,185.18
BANK DEBITS/WITHDRAWALS	(2,280,110.12)
BANK RETURNED CHECKS	(57.00)
BANK CASH BALANCE	\$ 6,636,441.95

ORACLE FMS TOTAL INVESTMENTS RECONCILIATION:

POOLED CASH - ALL FUNDS ON DEPOSIT	\$ 2,391,585,891.83
OUTSTANDING CHECKS/TRANSACTIONS	60,237,932.84
UNDISTRIBUTED YTD INTEREST (<i>Lags one month for distribution</i>)	6,537,485.90
TOTAL CASH & INVESTMENTS	\$ 2,458,361,310.57

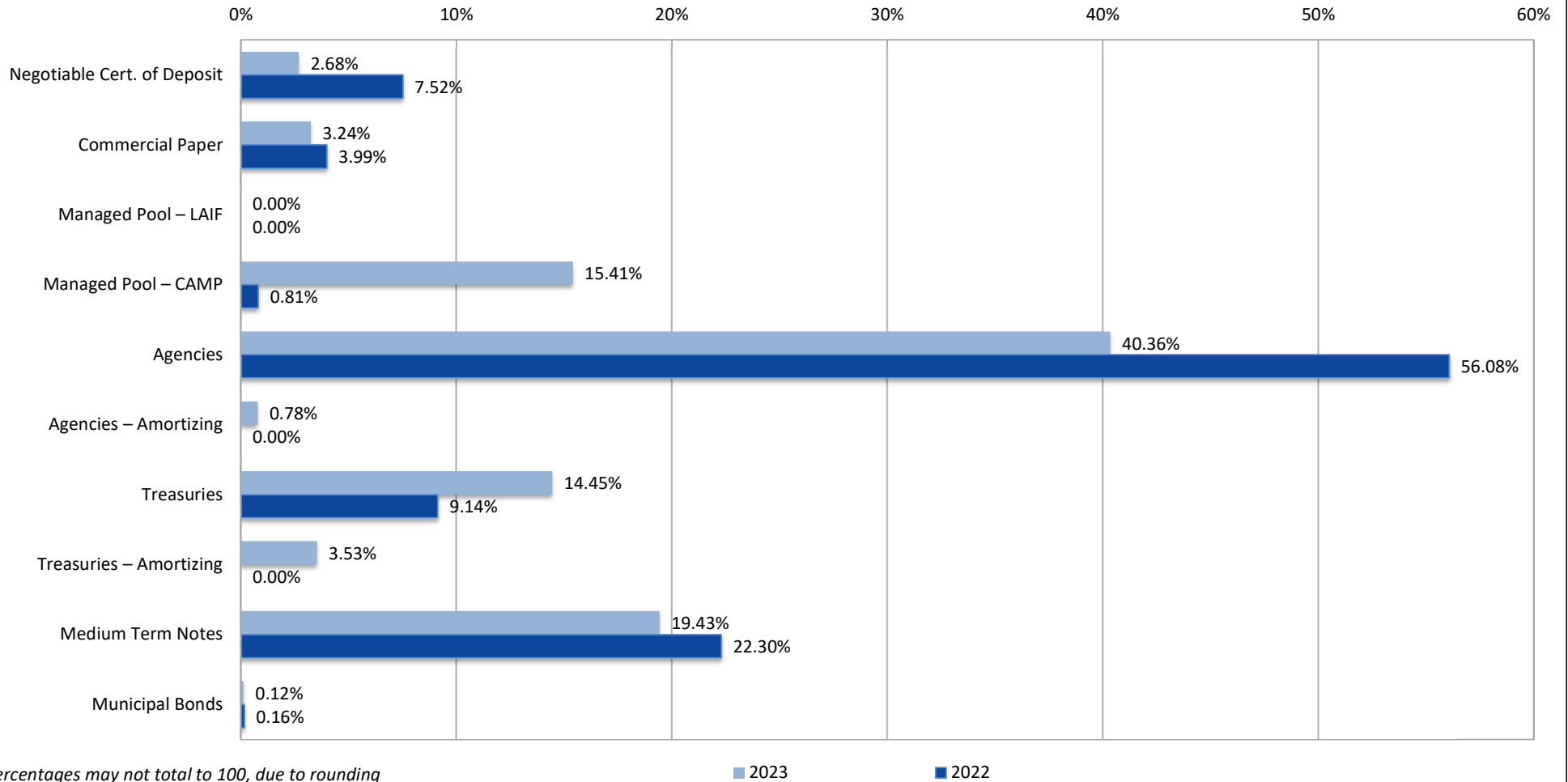
POOLED CASH PARTICIPANT DETAIL*

COUNTY	38.13%	\$ 911,895,096.50
SCHOOL DISTRICTS	60.10%	1,437,239,082.79
SPECIAL DISTRICTS	1.78%	42,451,712.54
TOTAL	100.00%	\$ 2,391,585,891.83

*Percentages may not total to 100, due to rounding



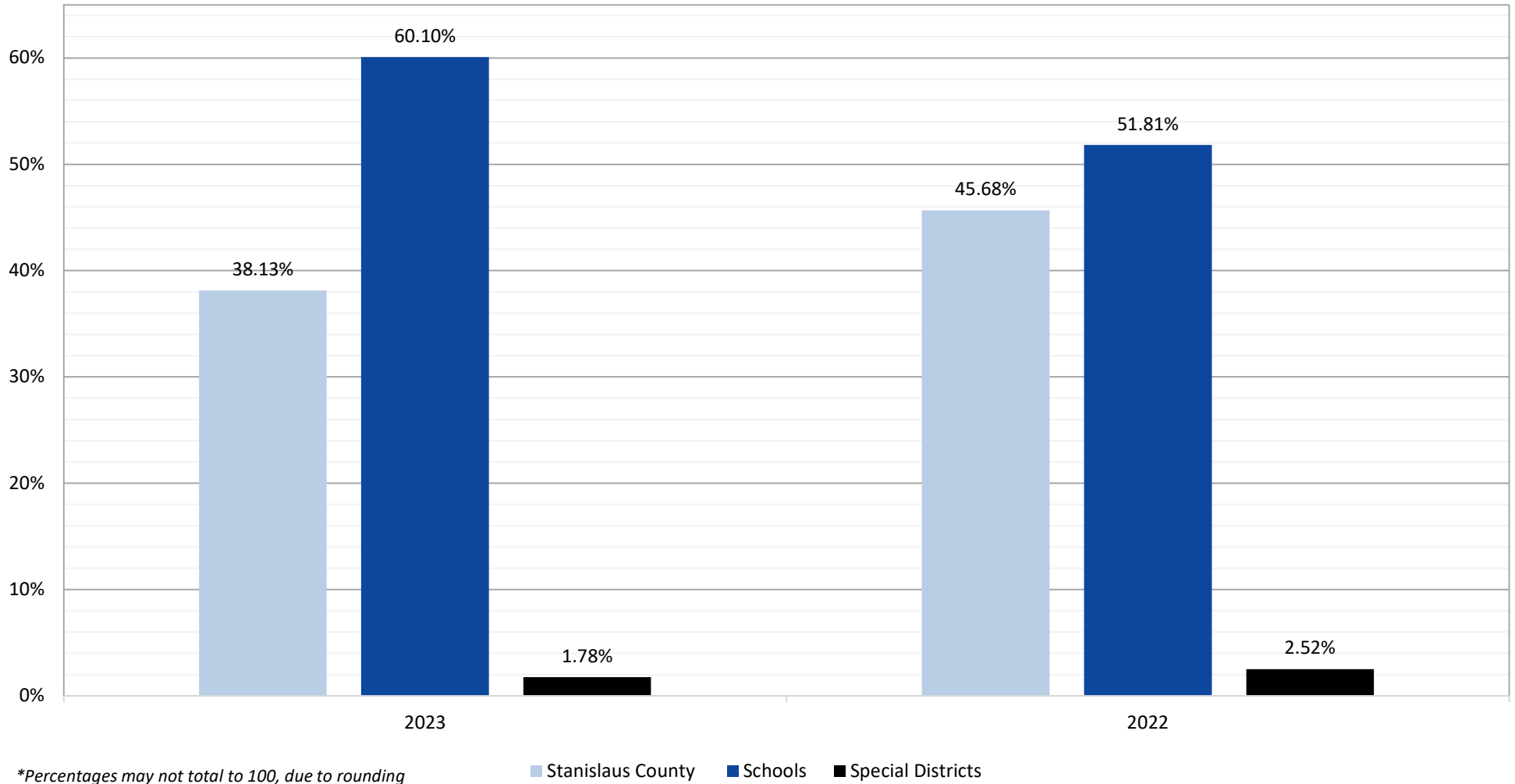
Stanislaus County Treasury - Pooled Investments Change in Asset Distribution Year-On-Year* August 31, 2023 vs. August 31, 2022



*Percentages may not total to 100, due to rounding

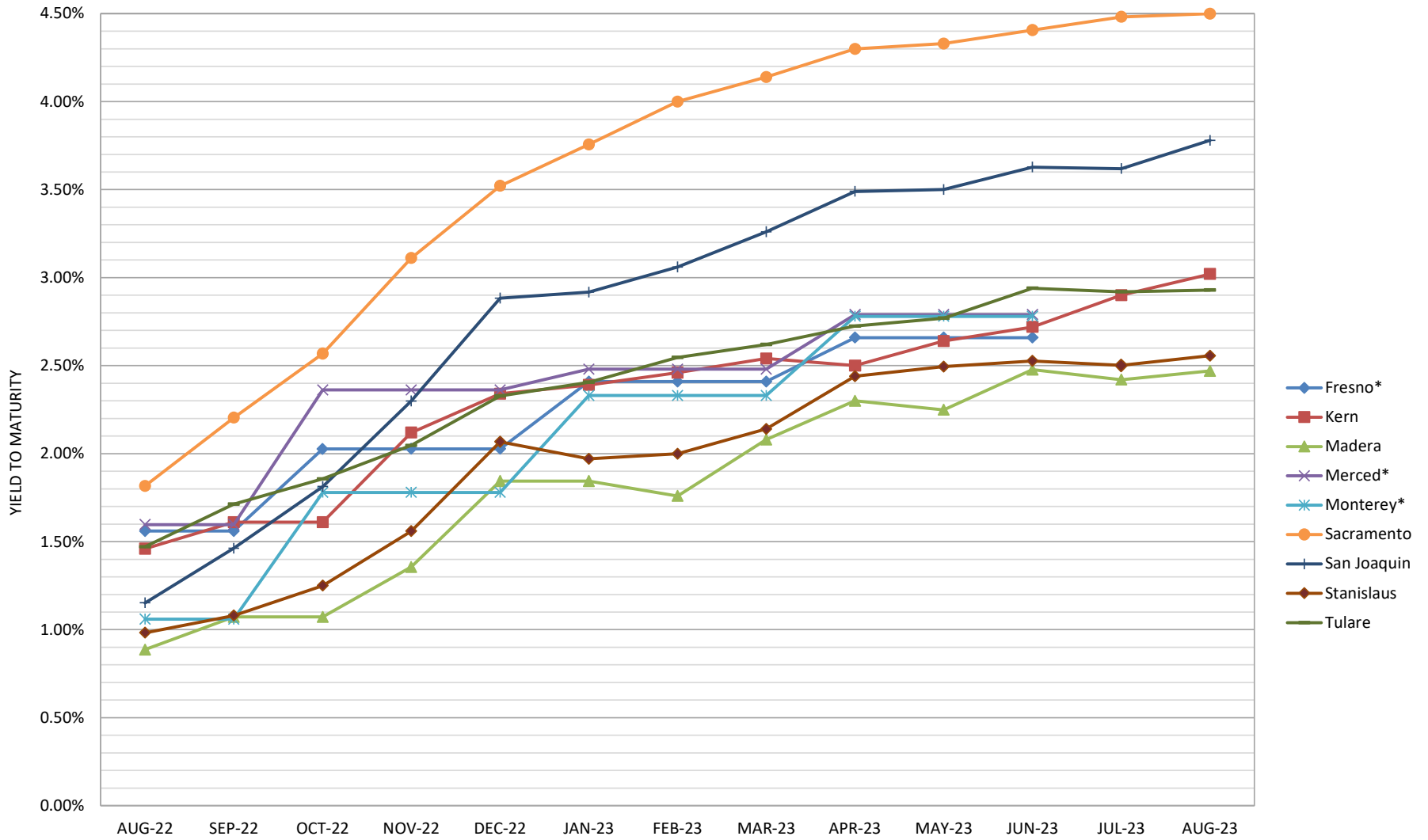


Stanislaus County Treasury - Pooled Investments Pool Participation Year-On-Year* August 31, 2023 vs. August 31, 2022





Stanislaus County Treasury - Pooled Investments Comparison of Yield to Maturity for the Eight Comparable Counties August 2022 through August 2023



*PUBLISHED QUARTERLY



**Stanislaus County Treasury - Pooled Investments
Reconciliation of Received Interest
August 2023**

Date	90110/11 Certificate of Deposit	90115 Commercial Paper	90125 Managed Pool - LAIF	90126 Managed Pool - CAMP	90130/31 Agencies - Coupon & Amortizing	90132/33 Treasuries - Coupon & Amortizing	90140 Medium Term Notes	90145 Municipal Bonds	90103 JPM Checking	Sympro Total	Oracle Cloud	Variance
1				\$ 1,997,660.50					\$ 10,565.58	\$ 2,008,226.08	\$ 2,008,226.08	\$ -
2										-		-
3										-		-
4					74,750.00					74,750.00	\$ 74,750.00	-
5										-		-
6										-		-
7							84,290.63			84,290.63	84,290.63	-
8		90,381.94					80,146.50			170,528.44	170,528.44	-
9										-		-
10					15,083.49					15,083.49	15,083.49	-
11							163,750.33			163,750.33	163,750.33	-
12										-		-
13										-		-
14		772,627.78					168,540.38			941,168.16	941,168.16	-
15						924,211.71	128,852.50			1,053,064.21	1,053,064.21	-
16							131,849.50			131,849.50	131,849.50	-
17										-		-
18					25,814.55					25,814.55	25,814.55	-
19										-		-
20										-		-
21					41,250.00					41,250.00	41,250.00	-
22										-		-
23		203,511.11			381,875.00					585,386.11	585,386.11	-
24					90,875.00		11,838.75			102,713.75	102,713.75	-
25					136,253.13		53,125.00			189,378.13	189,378.13	-
26										-		-
27										-		-
28					380,250.00		93,750.00			474,000.00	564,000.00	(90,000.00)
29										-		-
30							91,000.00			91,000.00	1,000.00	90,000.00
31					(23,469.85)	425,015.02	(16,312.65)			385,232.52	385,232.52	-
TOTAL	\$ -	\$ 1,066,520.83	\$ -	\$ 1,997,660.50	\$ 1,122,681.32	\$ 1,349,226.73	\$ 990,830.94	\$ -	\$ 10,565.58	\$ 6,537,485.90	\$ 6,537,485.90	\$ -



**Stanislaus County Pool FY 2024
Portfolio Management
Portfolio Summary
August 31, 2023**

Investments	Par Value	Market Value	Book Value	% of Portfolio	Term	Days to Maturity	YTM 360 Equiv.
Negotiable CDs	65,610,000.00	65,596,312.20	65,670,168.16	2.68	332	122	5.580
Commercial Paper Disc. -Amortizing	80,000,000.00	79,448,600.00	79,455,805.56	3.24	179	45	5.511
Managed Pool Account - CAMP	377,500,000.00	377,500,000.00	377,500,000.00	15.41	1	1	5.464
Federal Agency Coupon Securities	988,649,000.00	927,002,336.35	988,695,659.26	40.36	1,489	585	0.917
Federal Agency Disc. -Amortizing	20,000,000.00	19,165,300.00	19,114,222.23	0.78	333	312	5.365
Treasury Coupon Securities	360,000,000.00	345,560,900.00	354,069,022.02	14.45	924	572	2.988
Treasury Discounts -Amortizing	90,000,000.00	86,332,950.00	86,401,525.70	3.53	340	286	5.294
Medium Term Notes	475,814,000.00	446,376,803.64	476,060,548.79	19.43	1,309	621	1.825
Municipal Bonds	3,000,000.00	2,884,865.00	3,000,000.00	0.12	1,426	305	0.492
	2,460,573,000.00	2,349,868,067.19	2,449,966,951.72	100.00%	1,020	457	2.556

Investments	August 31 Month Ending	Fiscal Year To Date
Total Earnings		
Current Year	5,326,325.14	10,979,015.42
Average Daily Balance	2,459,708,380.24	2,526,562,286.40
Effective Rate of Return	2.55%	2.56%

**Stanislaus County Pool FY 2024
Portfolio Management
Portfolio Details - Investments
August 31, 2023**

CUSIP	Investment #	Issuer	Average Balance	Purchase Date	Par Value	Market Value	Book Value	Stated Rate	YTM 360	YTM 365	Days to Maturity	Maturity Date
Negotiable CDs												
63873QZB3	3958	Natixis Banque Popular NY		12/12/2022	25,000,000.00	24,995,750.00	25,000,000.00	5.490	5.490	5.566	56	10/27/2023
63873QZA5	3959	Natixis Banque Popular NY		12/12/2022	25,000,000.00	24,990,250.00	25,000,000.00	5.550	5.550	5.627	75	11/15/2023
96130AUE6	3989	Westpac Capital		07/25/2023	15,610,000.00	15,610,312.20	15,670,168.16	5.900	5.770	5.850	304	07/01/2024
Subtotal and Average			65,670,864.80		65,610,000.00	65,596,312.20	65,670,168.16		5.580	5.657	122	
Commercial Paper Disc. -Amortizing												
63873KW11	3947	Natixis Banque Popular NY		12/06/2022	20,000,000.00	20,000,000.00	20,000,000.00	5.200	5.445	5.521	0	09/01/2023
62479MXA6	3977	MUFG Bank LTD/NY		06/05/2023	20,000,000.00	19,882,400.00	19,883,000.00	5.400	5.505	5.581	39	10/10/2023
63873KY92	3978	Natixis Banque Popular NY		06/05/2023	20,000,000.00	19,789,200.00	19,792,616.67	5.410	5.541	5.618	69	11/09/2023
62479MYD9	3976	MUFG Bank LTD/NY		06/05/2023	20,000,000.00	19,777,000.00	19,780,188.89	5.420	5.555	5.632	73	11/13/2023
Subtotal and Average			94,743,889.43		80,000,000.00	79,448,600.00	79,455,805.56		5.511	5.588	45	
Managed Pool Account - LAIF												
SYS61	61	Local Agency Investment Fund			0.00	0.00	0.00	2.080	2.052	2.080	1	
Subtotal and Average			0.00		0.00	0.00	0.00		0.000	0.000	0	
Managed Pool Account - CAMP												
CAMP	62	California Asset Management Pr			377,500,000.00	377,500,000.00	377,500,000.00	5.540	5.464	5.540	1	
Subtotal and Average			371,402,999.40		377,500,000.00	377,500,000.00	377,500,000.00		5.464	5.540	1	
Federal Agency Coupon Securities												
3135G0U43	3646	Federal National Mortgage Asso		10/30/2019	15,000,000.00	14,988,150.00	15,005,298.49	2.875	1.653	1.676	11	09/12/2023
3130AK6F8	3724	Federal Home Loan Bank		09/21/2020	10,000,000.00	9,969,900.00	9,999,861.11	0.230	0.252	0.255	20	09/21/2023
3130AK6F8	3725	Federal Home Loan Bank		09/21/2020	5,000,000.00	4,984,950.00	4,999,953.70	0.230	0.243	0.247	20	09/21/2023
3130AKAF3	3730	Federal Home Loan Bank		10/05/2020	14,000,000.00	13,928,040.00	13,999,405.00	0.220	0.262	0.265	34	10/05/2023
3133EK4X1	3650	Federal Farm Credit Bank		11/01/2019	10,000,000.00	9,932,600.00	9,999,054.17	1.600	1.636	1.659	61	11/01/2023
3133ENGW4	3869	Federal Farm Credit Bank		12/13/2021	10,000,000.00	9,861,100.00	9,998,512.50	0.660	0.703	0.713	103	12/13/2023
3133EMN81	3813	Federal Farm Credit Bank		06/30/2021	15,000,000.00	14,746,050.00	14,998,523.36	0.310	0.336	0.340	119	12/29/2023
3134GWSK3	3711	Federal Home Loan Mortgage Co		09/03/2020	15,000,000.00	14,615,550.00	15,000,000.00	0.400	0.395	0.400	178	02/26/2024
3133EL6H2	3716	Federal Farm Credit Bank		09/08/2020	10,000,000.00	9,743,700.00	9,999,271.50	0.360	0.369	0.374	185	03/04/2024
3130ATUQ8	3955	Federal Home Loan Bank		12/12/2022	10,000,000.00	9,964,900.00	9,997,400.45	4.750	4.737	4.803	189	03/08/2024
3135GAFP1	3969	Federal National Mortgage Asso		03/30/2023	5,000,000.00	4,985,250.00	5,005,055.56	5.200	5.128	5.200	209	03/28/2024
3130AQB93	3867	Federal Home Loan Bank		12/17/2021	15,000,000.00	14,571,750.00	15,000,000.00	0.880	0.868	0.880	229	04/17/2024
3135GA3C3	3740	Federal National Mortgage Asso		11/17/2020	15,000,000.00	14,461,050.00	15,000,000.00	0.350	0.345	0.350	259	05/17/2024
3135GA4S7	3743	Federal National Mortgage Asso		11/20/2020	5,000,000.00	4,821,200.00	5,000,000.00	0.375	0.370	0.375	259	05/17/2024

**Stanislaus County Pool FY 2024
Portfolio Management
Portfolio Details - Investments
August 31, 2023**

CUSIP	Investment #	Issuer	Average Balance	Purchase Date	Par Value	Market Value	Book Value	Stated Rate	YTM 360	YTM 365	Days to Maturity	Maturity Date
Federal Agency Coupon Securities												
3130AKFU5	3744	Federal Home Loan Bank		11/24/2020	17,800,000.00	17,144,070.00	17,798,105.15	0.350	0.360	0.365	266	05/24/2024
3134GXDK7	3746	Federal Home Loan Mortgage Co		11/30/2020	14,400,000.00	13,866,912.00	14,400,000.00	0.325	0.321	0.325	272	05/30/2024
3134GWJ64	3717	Federal Home Loan Mortgage Co		09/10/2020	10,000,000.00	9,613,000.00	10,000,000.00	0.400	0.395	0.400	283	06/10/2024
3134GXDL5	3748	Federal Home Loan Mortgage Co		12/10/2020	3,000,000.00	2,882,010.00	3,000,000.00	0.350	0.345	0.350	283	06/10/2024
3134GXDL5	3749	Federal Home Loan Mortgage Co		12/10/2020	6,200,000.00	5,956,154.00	6,200,000.00	0.350	0.345	0.350	283	06/10/2024
3134GXDL5	3750	Federal Home Loan Mortgage Co		12/10/2020	15,800,000.00	15,178,586.00	15,800,000.00	0.350	0.345	0.350	283	06/10/2024
3130A1XJ2	3645	Federal Home Loan Bank		10/25/2019	20,000,000.00	19,625,400.00	20,188,519.71	2.875	1.603	1.625	287	06/14/2024
3133EMAB8	3722	Federal Farm Credit Bank		09/17/2020	10,000,000.00	9,603,200.00	9,998,940.74	0.390	0.398	0.403	290	06/17/2024
31422BE89	3738	Farmer Mac		11/06/2020	10,000,000.00	9,604,500.00	10,008,264.25	0.420	0.312	0.316	292	06/19/2024
3130AMU34	3800	Federal Home Loan Bank		06/24/2021	20,000,000.00	19,179,800.00	19,982,637.04	0.330	0.431	0.437	297	06/24/2024
3134GV3A4	3714	Federal Home Loan Mortgage Co		09/04/2020	8,000,000.00	7,685,120.00	8,003,172.11	0.500	0.446	0.452	304	07/01/2024
3135GOV75	3979	Federal National Mortgage Asso		06/09/2023	5,000,000.00	4,847,300.00	4,866,078.58	1.750	5.091	5.162	305	07/02/2024
3130ALRX4	3872	Federal Home Loan Bank		12/20/2021	11,500,000.00	11,023,555.00	11,465,152.66	0.500	0.848	0.860	311	07/08/2024
3135GAH79	3973	Federal National Mortgage Asso		04/26/2023	25,000,000.00	24,787,500.00	25,000,000.00	4.700	4.640	4.705	357	08/23/2024
3136G4Z71	3710	Federal National Mortgage Asso		09/02/2020	10,000,000.00	9,521,700.00	10,000,000.00	0.450	0.444	0.450	360	08/26/2024
3130AJZH5	3712	Federal Home Loan Bank		09/04/2020	3,000,000.00	2,856,180.00	2,999,813.68	0.450	0.450	0.456	361	08/27/2024
3133EL6V1	3719	Federal Farm Credit Bank		09/14/2020	10,000,000.00	9,502,100.00	9,997,944.29	0.430	0.444	0.450	375	09/10/2024
3130A2UW4	3644	Federal Home Loan Bank		10/25/2019	20,000,000.00	19,492,800.00	20,236,107.85	2.875	1.657	1.680	378	09/13/2024
3130AQD59	3879	Federal Home Loan Bank		12/30/2021	5,000,000.00	4,769,300.00	5,000,589.39	1.000	0.975	0.989	395	09/30/2024
3134GWUX2	3728	Federal Home Loan Mortgage Co		09/30/2020	22,550,000.00	21,363,193.50	22,545,431.28	0.375	0.389	0.394	395	09/30/2024
3133EMCN0	3734	Federal Farm Credit Bank		10/15/2020	5,000,000.00	4,729,650.00	4,997,895.83	0.400	0.432	0.438	410	10/15/2024
3130AKEV4	3877	Federal Home Loan Bank		12/29/2021	5,000,000.00	4,714,250.00	4,965,293.37	0.400	0.987	1.001	430	11/04/2024
3133ENGN4	3866	Federal Farm Credit Bank		12/09/2021	15,000,000.00	14,187,150.00	15,000,000.00	0.970	0.957	0.970	465	12/09/2024
3130AMZP0	3816	Federal Home Loan Bank		06/30/2021	15,000,000.00	13,985,400.00	14,997,860.96	0.650	0.651	0.660	546	02/28/2025
3133EMJP8	3754	Federal Farm Credit Bank		12/10/2020	20,000,000.00	18,574,200.00	20,000,000.00	0.490	0.483	0.490	556	03/10/2025
3130AMX80	3818	Federal Home Loan Bank		06/30/2021	4,950,000.00	4,605,975.00	4,950,000.00	0.670	0.661	0.670	574	03/28/2025
3130AN4X5	3820	Federal Home Loan Bank		07/01/2021	15,000,000.00	13,957,050.00	15,000,000.00	0.670	0.661	0.670	578	04/01/2025
31422BYS3	3804	Farmer Mac.		06/25/2021	17,753,000.00	16,511,177.65	17,744,340.31	0.650	0.671	0.680	605	04/28/2025
3133EMH47	3799	Federal Farm Credit Bank		06/24/2021	20,000,000.00	18,431,400.00	19,981,983.24	0.600	0.642	0.651	654	06/16/2025
3135GAAZ4	3757	Federal National Mortgage Asso		12/24/2020	8,000,000.00	7,353,360.00	8,000,000.00	0.500	0.493	0.500	662	06/24/2025
3130AQFX6	3881	Federal Home Loan Bank		12/30/2021	10,500,000.00	9,768,360.00	10,500,000.00	1.180	1.164	1.180	668	06/30/2025
3136G4A86	3688	Federal National Mortgage Asso		07/21/2020	25,000,000.00	22,910,750.00	24,966,944.44	0.500	0.563	0.571	689	07/21/2025
3133ELZ80	3693	Federal Farm Credit Bank		07/29/2020	25,000,000.00	22,928,250.00	25,000,000.00	0.580	0.572	0.580	697	07/29/2025
3133EL2S2	3694	Federal Farm Credit Bank		08/04/2020	10,000,000.00	9,184,600.00	10,000,000.00	0.670	0.661	0.670	703	08/04/2025
3134GWJW7	3695	Federal Home Loan Mortgage Co		08/04/2020	15,000,000.00	13,744,350.00	15,000,000.00	0.550	0.542	0.550	703	08/04/2025
3136G4Q48	3702	Federal National Mortgage Asso		08/19/2020	10,000,000.00	9,159,200.00	9,996,066.67	0.600	0.612	0.620	718	08/19/2025

**Stanislaus County Pool FY 2024
Portfolio Management
Portfolio Details - Investments
August 31, 2023**

CUSIP	Investment #	Issuer	Average Balance	Purchase Date	Par Value	Market Value	Book Value	Stated Rate	YTM 360	YTM 365	Days to Maturity	Maturity Date
Federal Agency Coupon Securities												
3136G4M34	3703	Federal National Mortgage Asso		08/19/2020	5,000,000.00	4,565,750.00	5,000,000.00	0.450	0.444	0.450	718	08/19/2025
3133EL4W1	3715	Federal Farm Credit Bank		09/04/2020	10,000,000.00	9,156,200.00	9,998,006.70	0.610	0.612	0.620	724	08/25/2025
3135G05X7	3708	Federal National Mortgage Asso		08/27/2020	10,000,000.00	9,142,500.00	9,981,415.35	0.375	0.463	0.470	724	08/25/2025
3136G4X57	3713	Federal National Mortgage Asso		09/04/2020	7,441,000.00	6,815,211.90	7,441,000.00	0.625	0.616	0.625	724	08/25/2025
3130AJZ36	3707	Federal Home Loan Bank		08/27/2020	10,000,000.00	9,152,600.00	9,996,022.22	0.600	0.612	0.620	726	08/27/2025
3130ANW48	3831	Federal Home Loan Bank		08/30/2021	15,000,000.00	13,765,200.00	15,000,000.00	0.730	0.720	0.730	726	08/27/2025
3136G4N33	3704	Federal National Mortgage Asso		08/27/2020	5,000,000.00	4,567,000.00	5,000,000.00	0.500	0.528	0.536	726	08/27/2025
3136G4S87	3705	Federal National Mortgage Asso		08/27/2020	5,000,000.00	4,580,950.00	5,000,000.00	0.650	0.641	0.650	726	08/27/2025
3130AK4T0	3718	Federal Home Loan Bank		09/11/2020	5,000,000.00	4,567,800.00	4,997,972.22	0.580	0.592	0.600	741	09/11/2025
3134GWL38	3721	Federal Home Loan Mortgage Co		09/15/2020	15,000,000.00	13,686,150.00	15,000,000.00	0.540	0.533	0.540	745	09/15/2025
3133EMBJ0	3729	Federal Farm Credit Bank		10/01/2020	5,000,000.00	4,554,350.00	4,997,919.91	0.530	0.543	0.550	759	09/29/2025
3134GWY91	3733	Federal Home Loan Mortgage Co		10/15/2020	5,000,000.00	4,552,250.00	5,000,000.00	0.570	0.562	0.570	775	10/15/2025
3133EMEC2	3739	Federal Farm Credit Bank		11/09/2020	10,000,000.00	9,121,900.00	9,992,432.70	0.530	0.558	0.566	782	10/22/2025
31422B2J8	3735	Farmer Mac		10/29/2020	5,000,000.00	4,548,900.00	4,999,740.67	0.500	0.496	0.502	789	10/29/2025
3135GA2Z3	3741	Federal National Mortgage Asso		11/17/2020	5,000,000.00	4,540,850.00	4,997,236.11	0.560	0.577	0.585	808	11/17/2025
3130AP3H6	3837	Federal Home Loan Bank		09/28/2021	11,150,000.00	10,159,657.00	11,126,005.20	0.750	0.836	0.848	819	11/28/2025
3130ALYU2	3787	Federal Home Loan Bank		04/28/2021	10,000,000.00	9,100,400.00	10,000,000.00	1.000	0.986	1.000	880	01/28/2026
3130ALCV4	3783	Federal Home Loan Bank		04/13/2021	10,000,000.00	9,025,500.00	9,954,100.51	0.750	0.927	0.940	907	02/24/2026
3130ANW22	3832	Federal Home Loan Bank		08/30/2021	15,000,000.00	13,571,400.00	15,000,000.00	0.850	0.838	0.850	908	02/25/2026
3130AKZP4	3773	Federal Home Loan Bank		02/26/2021	15,000,000.00	13,484,250.00	15,000,000.00	0.600	0.592	0.600	909	02/26/2026
3130APE35	3840	Federal Home Loan Bank		09/30/2021	15,000,000.00	13,587,300.00	15,000,000.00	1.000	0.986	1.000	941	03/30/2026
3130AM2J0	3789	Federal Home Loan Bank		04/28/2021	10,000,000.00	9,047,000.00	10,000,000.00	1.050	1.036	1.050	970	04/28/2026
3130ALZQ0	3790	Federal Home Loan Bank		04/28/2021	10,000,000.00	9,146,900.00	10,000,000.00	1.250	1.011	1.025	970	04/28/2026
3130AM6U1	3791	Federal Home Loan Bank		04/28/2021	10,000,000.00	9,146,900.00	10,000,000.00	1.250	0.986	1.000	970	04/28/2026
3130AMKN1	3795	Federal Home Loan Bank		05/27/2021	18,600,000.00	17,053,782.00	18,600,000.00	1.000	0.838	0.850	999	05/27/2026
3130AN4T4	3829	Federal Home Loan Bank		08/27/2021	10,000,000.00	9,025,100.00	10,017,408.70	0.875	0.800	0.811	1,015	06/12/2026
3130ANG95	3823	Federal Home Loan Bank		08/24/2021	8,540,000.00	7,691,978.00	8,540,000.00	1.250	1.011	1.025	1,088	08/24/2026
3130ANVS6	3830	Federal Home Loan Bank		08/30/2021	25,000,000.00	22,344,000.00	25,000,000.00	1.000	0.986	1.000	1,090	08/26/2026
3130ANW97	3833	Federal Home Loan Bank		08/30/2021	15,000,000.00	13,569,150.00	15,000,000.00	1.270	0.949	0.963	1,092	08/28/2026
3133EM3Y6	3834	Federal Farm Credit Bank		09/01/2021	15,000,000.00	13,369,950.00	15,000,000.00	0.930	0.917	0.930	1,096	09/01/2026
3130ANWH9	3838	Federal Home Loan Bank		09/28/2021	3,500,000.00	3,130,225.00	3,497,921.58	1.080	1.085	1.100	1,110	09/15/2026
3130APCH6	3839	Federal Home Loan Bank		09/29/2021	15,000,000.00	13,418,100.00	15,000,000.00	1.125	1.110	1.125	1,124	09/29/2026
3133ENDC1	3848	Federal Farm Credit Bank		11/03/2021	10,000,000.00	9,003,900.00	10,000,000.00	1.330	1.312	1.330	1,159	11/03/2026
3133ENDC1	3857	Federal Farm Credit Bank		11/03/2021	10,000,000.00	9,003,900.00	10,000,000.00	1.330	1.312	1.330	1,159	11/03/2026
3130APV51	3861	Federal Home Loan Bank		11/30/2021	6,965,000.00	6,407,939.30	6,965,000.00	1.000	1.941	1.968	1,180	11/24/2026
3130AQ3T8	3860	Federal Home Loan Bank		12/23/2021	5,000,000.00	4,575,700.00	5,000,000.00	1.250	1.618	1.641	1,209	12/23/2026

**Stanislaus County Pool FY 2024
Portfolio Management
Portfolio Details - Investments
August 31, 2023**

CUSIP	Investment #	Issuer	Average Balance	Purchase Date	Par Value	Market Value	Book Value	Stated Rate	YTM 360	YTM 365	Days to Maturity	Maturity Date
Subtotal and Average			999,835,770.63		988,649,000.00	927,002,336.35	988,695,659.26		0.917	0.930	585	
Federal Agency Disc. -Amortizing												
313384YW3	3990	Federal Home Loan Bank		08/11/2023	10,000,000.00	9,592,400.00	9,566,222.23	5.120	5.380	5.455	305	07/02/2024
313384ZM4	3991	Federal Home Loan Bank		08/11/2023	10,000,000.00	9,572,900.00	9,548,000.00	5.085	5.350	5.424	320	07/17/2024
Subtotal and Average			14,057,726.48		20,000,000.00	19,165,300.00	19,114,222.23		5.365	5.439	312	
Treasury Coupon Securities												
912828T26	3801	U S Treasury Securities		06/24/2021	15,000,000.00	14,951,550.00	15,013,051.97	1.375	0.271	0.275	29	09/30/2023
91282CDD0	3962	U S Treasury Securities		03/24/2023	5,000,000.00	4,958,600.00	4,966,266.97	0.375	4.543	4.606	60	10/31/2023
91282CBV2	3814	U S Treasury Securities		06/30/2021	15,000,000.00	14,536,500.00	14,997,683.26	0.375	0.395	0.400	227	04/15/2024
91282CCG4	3802	U S Treasury Securities		06/24/2021	15,000,000.00	14,409,450.00	14,976,558.19	0.250	0.444	0.450	288	06/15/2024
91282XX3	3982	U S Treasury Securities		06/23/2023	20,000,000.00	19,450,800.00	19,482,138.07	2.000	5.180	5.252	303	06/30/2024
91282CCL3	3841	U S Treasury Securities		10/01/2021	15,000,000.00	14,363,100.00	14,988,834.95	0.375	0.455	0.461	318	07/15/2024
9128282N9	3883	U S Treasury Securities		12/30/2021	10,000,000.00	9,708,200.00	10,113,745.53	2.125	0.854	0.866	334	07/31/2024
912828Y87	3972	U S Treasury Securities		04/20/2023	50,000,000.00	48,367,000.00	48,734,341.61	1.750	4.567	4.630	334	07/31/2024
91282CDB4	3964	U S Treasury Securities		03/24/2023	5,000,000.00	4,747,850.00	4,817,124.56	0.625	3.970	4.025	410	10/15/2024
912828Z52	3811	U S Treasury Securities		06/30/2021	15,000,000.00	14,234,250.00	15,165,764.45	1.375	0.578	0.586	518	01/31/2025
912828J27	3983	U S Treasury Securities		06/23/2023	20,000,000.00	19,131,200.00	19,197,572.04	2.000	4.835	4.902	533	02/15/2025
912828J27	3985	U S Treasury Securities		06/30/2023	20,000,000.00	19,131,200.00	19,150,419.46	2.000	5.007	5.077	533	02/15/2025
912828ZC7	3812	U S Treasury Securities		06/30/2021	15,000,000.00	14,148,600.00	15,115,879.10	1.125	0.594	0.602	546	02/28/2025
912828ZT0	3828	U S Treasury Securities		08/27/2021	15,000,000.00	13,822,200.00	14,903,888.33	0.250	0.613	0.622	638	05/31/2025
91282CEY3	3993	U S Treasury Securities		08/18/2023	20,000,000.00	19,317,200.00	19,375,570.50	3.000	4.859	4.926	683	07/15/2025
91282CBC4	3817	U S Treasury Securities		06/30/2021	15,000,000.00	13,591,350.00	14,854,331.31	0.375	0.789	0.800	852	12/31/2025
91282CBC4	3827	U S Treasury Securities		08/27/2021	15,000,000.00	13,591,350.00	14,875,745.81	0.375	0.727	0.737	852	12/31/2025
91282CHM6	3992	U S Treasury Securities		08/15/2023	50,000,000.00	49,910,000.00	50,005,031.00	4.500	4.574	4.638	1,048	07/15/2026
912828Y95	3986	U S Treasury Securities		07/13/2023	25,000,000.00	23,190,500.00	23,335,074.91	1.875	4.281	4.340	1,064	07/31/2026
Subtotal and Average			320,831,705.23		360,000,000.00	345,560,900.00	354,069,022.02		2.988	3.030	572	
Treasury Discounts -Amortizing												
912797HA8	3980	U S Treasury Securities		06/13/2023	5,000,000.00	4,971,400.00	4,971,914.58	5.185	5.349	5.423	39	10/10/2023
912797LL9	3981	U S Treasury Securities		06/23/2023	10,000,000.00	9,711,800.00	9,722,250.00	4.950	5.170	5.242	202	03/21/2024
912797GB7	3987	U S Treasury Securities		07/13/2023	25,000,000.00	23,883,250.00	23,903,180.56	5.030	5.303	5.377	314	07/11/2024
912797GB7	3988	U S Treasury Securities		07/13/2023	50,000,000.00	47,766,500.00	47,804,180.56	5.035	5.309	5.382	314	07/11/2024
Subtotal and Average			108,773,352.20		90,000,000.00	86,332,950.00	86,401,525.70		5.294	5.367	286	

**Stanislaus County Pool FY 2024
Portfolio Management
Portfolio Details - Investments
August 31, 2023**

CUSIP	Investment #	Issuer	Average Balance	Purchase Date	Par Value	Market Value	Book Value	Stated Rate	YTM 360	YTM 365	Days to Maturity	Maturity Date
Medium Term Notes												
14913R2F3	3720	Caterpillar Financial Service		09/14/2020	5,000,000.00	4,993,400.00	5,000,057.18	0.450	0.412	0.418	13	09/14/2023
14912L5X5	3776	Caterpillar Financial Service		04/01/2021	5,000,000.00	4,981,900.00	5,038,482.21	3.750	0.386	0.392	84	11/24/2023
24422EUR8	3709	John Deere		08/28/2020	11,075,000.00	10,992,159.00	11,187,666.11	3.450	0.571	0.579	131	01/10/2024
24422EUR8	3844	John Deere		10/21/2021	3,500,000.00	3,473,820.00	3,535,294.98	3.450	0.604	0.612	131	01/10/2024
89236THU2	3956	Toyota Motor Credit Corp		12/13/2022	5,000,000.00	4,911,800.00	4,924,998.71	0.450	4.695	4.760	132	01/11/2024
17325FAS7	3950	Citibank, N.A.,		12/12/2022	20,000,000.00	19,845,400.00	19,915,366.58	3.650	4.695	4.761	144	01/23/2024
91159HHV5	3764	US Bank NA		01/13/2021	2,500,000.00	2,475,800.00	2,524,863.85	3.375	0.538	0.546	157	02/05/2024
91159HHV5	3954	US Bank NA		12/12/2022	2,495,000.00	2,470,848.40	2,481,476.51	3.375	4.618	4.682	157	02/05/2024
459200HU8	3951	International Business Machine		12/12/2022	8,611,000.00	8,530,659.37	8,570,564.18	3.625	4.648	4.712	164	02/12/2024
48133PCS0	3960	JP Morgan Chase Bank		12/13/2022	15,000,000.00	14,973,000.00	15,000,000.00	5.050	4.987	5.056	165	02/13/2024
02665WBP5	3952	American Honda Finance		12/12/2022	2,131,000.00	2,102,529.84	2,113,916.82	2.900	4.651	4.715	168	02/16/2024
713448CM8	3957	Pepsico		12/13/2022	10,000,000.00	9,903,200.00	9,948,013.70	3.600	4.613	4.677	182	03/01/2024
24422EUX5	3793	John Deere		04/22/2021	7,000,000.00	6,893,880.00	7,078,396.75	2.600	0.411	0.417	188	03/07/2024
20826FAT3	3953	ConocoPhillips Company		12/12/2022	4,138,000.00	4,070,260.94	4,083,608.03	2.125	4.693	4.758	189	03/08/2024
89236TJX4	3891	Toyota Motor Credit Corp		04/04/2022	9,000,000.00	8,844,030.00	9,002,912.80	2.500	2.407	2.440	203	03/22/2024
023135CD6	3974	Amazon.com Inc		04/28/2023	5,000,000.00	4,917,800.00	4,942,337.07	2.730	4.790	4.856	225	04/13/2024
06406RAS6	3949	Bank of New York Mellon Corp		12/12/2022	6,000,000.00	5,806,080.00	5,842,282.65	0.500	4.641	4.705	238	04/26/2024
48133DE55	3913	JP Morgan Chase Bank		04/29/2022	5,000,000.00	4,899,100.00	5,000,000.00	3.125	3.082	3.125	241	04/29/2024
46625HJX9	3774	JP Morgan Chase Bank		04/01/2021	2,047,000.00	2,018,014.48	2,089,067.49	3.625	0.645	0.654	255	05/13/2024
04636NAC7	3875	Astrazeneca Finance LLC		12/23/2021	10,000,000.00	9,654,700.00	9,975,893.71	0.700	1.016	1.030	270	05/28/2024
91159HHX1	3727	US Bank NA		09/25/2020	5,575,000.00	5,411,206.50	5,667,834.42	2.400	0.548	0.556	333	07/30/2024
69371RQ25	3890	PACCAR Financial Corp		04/01/2022	6,870,000.00	6,655,999.50	6,840,804.91	2.150	2.575	2.611	349	08/15/2024
30231GBC5	3792	Exxon Mobil Corporation		04/22/2021	10,000,000.00	9,676,900.00	10,132,336.68	2.019	0.613	0.622	350	08/16/2024
06406RAL1	3775	Bank of New York Mellon Corp		04/01/2021	12,000,000.00	11,567,880.00	12,202,025.57	2.100	0.606	0.614	419	10/24/2024
14913Q3B3	3805	Caterpillar Financial Service		06/28/2021	20,000,000.00	19,258,400.00	20,341,741.16	2.150	0.681	0.690	434	11/08/2024
06048WQ52	3880	Bank of America Corp		12/30/2021	4,305,000.00	4,028,489.85	4,297,693.05	1.100	1.224	1.241	450	11/24/2024
21688AAS1	3894	Rabobank		04/06/2022	3,000,000.00	2,841,120.00	2,936,169.27	1.375	2.978	3.019	497	01/10/2025
24422EWB1	3900	John Deere		04/14/2022	10,000,000.00	9,544,500.00	10,000,000.00	2.125	2.096	2.125	553	03/07/2025
254687FN1	3984	Walt Disney Co		06/26/2023	5,000,000.00	4,851,650.00	4,914,203.09	3.350	5.017	5.086	570	03/24/2025
037833DT4	3975	Apple Inc		05/22/2023	3,427,000.00	3,204,724.78	3,244,782.78	1.125	4.398	4.459	618	05/11/2025
91159HHZ6	3767	US Bank NA		01/13/2021	3,753,000.00	3,509,655.48	3,799,725.83	1.450	0.671	0.680	619	05/12/2025
17330FVU2	3914	Citigroup Global Markets		05/27/2022	10,000,000.00	9,621,200.00	10,000,000.00	4.050	3.995	4.050	632	05/25/2025
69353REQ7	3766	PNC Bank NA		01/13/2021	6,450,000.00	6,162,201.00	6,714,970.00	3.250	0.777	0.788	639	06/01/2025
02079KAH0	3700	Alphabet Inc (Google)		08/17/2020	5,000,000.00	4,588,900.00	4,998,061.85	0.450	0.464	0.470	714	08/15/2025
478160CN2	3794	Johnson & Johnson		04/26/2021	10,000,000.00	9,154,600.00	9,966,967.41	0.550	0.796	0.807	731	09/01/2025
478160CN2	3836	Johnson & Johnson		09/08/2021	4,755,000.00	4,353,012.30	4,741,429.83	0.550	0.685	0.695	731	09/01/2025

**Stanislaus County Pool FY 2024
Portfolio Management
Portfolio Details - Investments
August 31, 2023**

CUSIP	Investment #	Issuer	Average Balance	Purchase Date	Par Value	Market Value	Book Value	Stated Rate	YTM 360	YTM 365	Days to Maturity	Maturity Date
Medium Term Notes												
48128GX54	3736	JP Morgan Chase Bank		10/30/2020	5,000,000.00	4,436,950.00	5,000,000.00	0.750	0.739	0.749	790	10/30/2025
06048WK41	3745	Bank of America		11/25/2020	25,000,000.00	22,408,750.00	25,000,000.00	0.850	0.759	0.770	816	11/25/2025
89236THW8	3770	Toyota Motor Credit Corp		01/13/2021	10,000,000.00	9,061,900.00	9,998,847.93	0.800	0.794	0.805	861	01/09/2026
89236THW8	3784	Toyota Motor Credit Corp		04/14/2021	15,000,000.00	13,592,850.00	14,910,616.82	0.800	1.045	1.060	861	01/09/2026
24422EVK2	3771	John Deere		01/15/2021	5,000,000.00	4,525,750.00	4,994,420.53	0.700	0.738	0.748	867	01/15/2026
24422EVK2	3858	John Deere		11/24/2021	15,000,000.00	13,577,250.00	14,747,923.94	0.700	1.412	1.432	867	01/15/2026
037833EB2	3772	Apple Inc		02/08/2021	15,000,000.00	13,579,050.00	14,998,545.64	0.700	0.694	0.704	891	02/08/2026
037833EB2	3786	Apple Inc		04/14/2021	7,899,000.00	7,150,727.73	7,842,749.64	0.700	0.986	1.000	891	02/08/2026
74460WAA5	3871	Public Storage		12/21/2021	10,000,000.00	9,013,300.00	9,884,097.78	0.875	1.343	1.362	898	02/15/2026
808513BF1	3785	Charles Schwab Corp		04/14/2021	19,283,000.00	17,221,454.47	19,202,462.10	0.900	1.003	1.017	922	03/11/2026
89236TJK2	3842	Toyota Motor Credit Corp		10/04/2021	25,000,000.00	22,488,000.00	24,941,016.15	1.125	1.195	1.212	1,021	06/18/2026
63254AAS7	3843	National Australia Bank/NY		10/21/2021	15,000,000.00	13,941,750.00	15,479,042.24	2.500	1.327	1.345	1,045	07/12/2026
06048WN22	3824	Bank of America Corp		08/26/2021	15,000,000.00	13,017,750.00	15,000,000.00	1.250	1.233	1.250	1,090	08/26/2026
48128G4X5	3825	JP Morgan Chase Bank		08/30/2021	15,000,000.00	13,021,500.00	15,000,000.00	1.200	1.184	1.200	1,092	08/28/2026
14913R2U0	3885	Caterpillar Financial Service		01/10/2022	5,000,000.00	4,529,700.00	5,003,692.16	1.700	1.654	1.677	1,225	01/08/2027
14913R2U0	3886	Caterpillar Financial Service		01/10/2022	5,000,000.00	4,529,700.00	5,003,188.68	1.700	1.657	1.680	1,225	01/08/2027
06048WS84	3887	Bank of America Corp		03/02/2022	10,000,000.00	9,091,600.00	10,000,000.00	2.750	2.712	2.750	1,278	03/02/2027
Subtotal and Average			481,392,072.07		475,814,000.00	446,376,803.64	476,060,548.79		1.825	1.850	621	
Municipal Bonds												
13067WRA2	3697	CA St. Dept. of Water Resource		08/06/2020	1,250,000.00	1,234,912.50	1,250,000.00	0.414	0.408	0.414	91	12/01/2023
13067WRB0	3696	CA St. Dept. of Water Resource		08/06/2020	1,750,000.00	1,649,952.50	1,750,000.00	0.560	0.552	0.560	457	12/01/2024
Subtotal and Average			3,000,000.00		3,000,000.00	2,884,865.00	3,000,000.00		0.492	0.499	305	
Total and Average			2,459,708,380.24		2,460,573,000.00	2,349,868,067.19	2,449,966,951.72		2.556	2.591	457	

**Stanislaus County Pool FY 2024
Portfolio Management
Activity By Type
August 1, 2023 through August 31, 2023**

CUSIP	Investment #	Issuer	Stated Rate	Transaction Date	Purchases or Deposits	Redemptions or Withdrawals	Balance
Negotiable CDs							
Subtotal							65,670,168.16
Commercial Paper Disc. -Amortizing							
47816GVP1	3966	Johnsone & Johnson	4.820	08/23/2023	0.00	10,000,000.00	
63873KVE4	3934	Natixis Banque Popular NY	5.170	08/14/2023	0.00	20,000,000.00	
Subtotal							79,455,805.56
Managed Pool Account - LAIF (Monthly Summary)							
Subtotal							0.00
Managed Pool Account - CAMP (Monthly Summary)							
CAMP	62	California Asset Management Pr	5.540		114,750,000.00	118,500,000.00	
Subtotal							377,500,000.00
Federal Agency Coupon Securities							
3135G05R0	3698	Federal National Mortgage Asso	0.300	08/10/2023	0.00	10,000,000.00	
3135G05T6	3803	Federal National Mortgage Asso	0.350	08/18/2023	0.00	15,000,000.00	
Subtotal							988,695,659.26
Federal Agency Disc. -Amortizing							
313384KD0	3963	Federal Home Loan Bank	4.750	08/08/2023	0.00	5,000,000.00	
313384YW3	3990	Federal Home Loan Bank	5.120	08/11/2023	9,536,355.56	0.00	
313384ZM4	3991	Federal Home Loan Bank	5.085	08/11/2023	9,518,337.50	0.00	
Subtotal							19,114,222.23
Treasury Coupon Securities							
91282CHM6	3992	U S Treasury Securities	4.500	08/15/2023	49,812,500.00	0.00	
91282CEY3	3993	U S Treasury Securities	3.000	08/18/2023	19,306,200.00	0.00	
Subtotal							354,069,022.02
Treasury Discounts -Amortizing							
912797GG6	3971	U S Treasury Securities	4.930	08/15/2023	0.00	50,000,000.00	
Subtotal							86,401,525.70

**Stanislaus County Pool FY 2024
Portfolio Management
Activity By Type
August 1, 2023 through August 31, 2023**

CUSIP	Investment #	Issuer	Stated Rate	Transaction Date	Purchases or Deposits	Redemptions or Withdrawals	Balance
Medium Term Notes							
06406RAJ6	3806	Bank of New York Mellon Corp	3.450	08/11/2023	0.00	10,000,000.00	
89236THF5	3699	Toyota Motor Credit Corp	0.500	08/14/2023	0.00	5,000,000.00	
		Subtotal			0.00	15,000,000.00	476,060,548.79
Municipal Bonds							
		Subtotal					3,000,000.00
		Total			202,923,393.06	243,500,000.00	2,449,966,951.72