

THE BOARD OF SUPERVISORS OF THE COUNTY OF STANISLAUS
BOARD ACTION SUMMARY

DEPT: Treasurer / Tax Collector

BOARD AGENDA:5.B.8
AGENDA DATE: February 28, 2023

SUBJECT:

Acceptance of the Stanislaus County Treasury Pool December 2022 Monthly
Investment Report


BOARD ACTION AS FOLLOWS:

RESOLUTION NO. 2023-0084

On motion of Supervisor Withrow Seconded by Supervisor Grewal
and approved by the following vote,
Ayes: Supervisors: B. Condit, Chiesa, Withrow, Grewal, and Chairman C. Condit
Noes: Supervisors: None
Excused or Absent: Supervisors: None
Abstaining: Supervisor: None

- 1) Approved as recommended
- 2) Denied
- 3) Approved as amended
- 4) Other:

MOTION:

ATTEST: 
ELIZABETH A. KING, Clerk of the Board of Supervisors

File No.

**THE BOARD OF SUPERVISORS OF THE COUNTY OF STANISLAUS
AGENDA ITEM**

DEPT: Treasurer / Tax Collector

BOARD AGENDA:5.B.8
AGENDA DATE: February 28, 2023

CONSENT:

CEO CONCURRENCE: YES

4/5 Vote Required: No

SUBJECT:

Acceptance of the Stanislaus County Treasury Pool December 2022 Monthly Investment Report

STAFF RECOMMENDATION:

1. Accept the December 2022 Monthly Investment Report for the Stanislaus County Treasury Pool.
2. Authorize the Chairman of the Board of Supervisors to sign on behalf of the Board that the report has been reviewed and accepted.

DISCUSSION:

On April 16, 1996, the Board of Supervisors enacted Code Sections 2.30.010 through 2.30.040. This provided for a comprehensive policy of investment delegation and oversight, including:

- Delegation of day-to-day investment to the County Treasurer-Tax Collector
- Qualifications for the Office of County Treasurer-Tax Collector
- Establishment of a Treasury Pool Oversight Committee

On June 28, 2022, the Board of Supervisors reviewed and adopted the Investment Policy (Policy), effective July 1, 2022. The Policy was prepared by the Stanislaus County Treasurer-Tax Collector and reviewed for conformity with California State law by the Treasury Oversight Committee members comprised of the County Auditor-Controller, the County Superintendent of Schools designee, and a member of the public familiar with investments.

The Policy includes language that mandates the preparation of the monthly report and provides guidelines for its contents. Each monthly report contains a summary along with sufficient detail to show investment activity and compliance with legal and policy directives. The report is prepared by the Stanislaus County Treasurer-Tax Collector's Office, reviewed by the Treasurer-Tax Collector for conformity with the Stanislaus County Treasury Pool Investment Policy, and distributed to the Treasury Pool Oversight Committee.

The Stanislaus County Treasury Pool yield to maturity for December 2022 was 2.07%. The Federal Reserve has increased the federal funds rate seven times in 2022 for an increase of 4.25% and an additional 0.25% in January 2023 for an overall increase of 4.5%. The expectation is that rates will continue to increase through 2023. As a result of

this monetary policy, the Treasury pool yield to maturity is on an upward trajectory. The Average-Days-to-Maturity at the end of December was 570 days. With the current cash flow, investment schedule, and replenishment of cash reserves, the Treasury is projecting sufficient cash to meet historical cash needs for the next six months, through the end of June 2023.

The report includes a comparison of the Treasury Pool investment holdings year-on-year and a comparison of the Stanislaus County Treasury Pool to similar investment pools in the eight comparable counties. It should be noted that differences in size, cash flow, need, and composition of funds greatly impact the strategy used and that earnings rates will fluctuate over time.

Upon acceptance and signature of the Chairman, the report can be viewed on the Stanislaus County Treasurer-Tax Collector's Office website at:

<http://www.stancounty.com/tr-tax/treasury.shtm>

POLICY ISSUE:

Section 27133(e) of the State of California Government Code requires that the Treasurer of any county having an Oversight Committee prepare an investment report for said Committee. Section 2.30.040 of the Stanislaus County Code establishes the Treasury Oversight Committee, and the Stanislaus County Investment Policy further mandates the preparation, review, and acceptance of the investment report.

FISCAL IMPACT:

As part of the administration of the Pool, costs associated with the report (estimated at \$800 per month) are deducted from interest earnings before distribution is made to the participating agencies' funds.

BOARD OF SUPERVISORS' PRIORITY:

The recommended actions are consistent with the Board's priority of *Delivering Efficient Public Services* by providing transparency and adherence to the law through the issuance of monthly investment reports.

STAFFING IMPACT:


There is no staffing impact associated with the acceptance of the Treasury Pool's December 2022 Monthly Investment Report. Existing Department staff prepares the monthly report.

CONTACT PERSON:

Dolores Sarenana, Assistant Treasurer-Tax Collector Telephone: (209) 525-6400

ATTACHMENT(S):

1. December 2022 Monthly Investment Report



Striving to be the Best

Donna Riley
Treasurer/Tax Collector

PO Box 3052, Modesto, CA 95353-0859
Phone: 209.525.6524 Fax: 209.525-4333

County of Stanislaus Treasury Pool
Monthly Investment Report
December 2022

The Stanislaus County Treasury Pool yield to maturity for December was 2.07%. The Average-Days-to-Maturity at the end of December was 570 days.


With our current cash flow and investment schedule, we will have sufficient cash to meet our historical cash needs for the next six months, through the end of June 2023.

The portfolio has been reviewed by both the Treasurer/Tax Collector and the Assistant Treasurer/Tax Collector for compliance with the investment policy. The US Bank custodial statement has been reviewed by both the Treasurer/Tax Collector and the Assistant Treasurer/Tax Collector for accuracy and completeness. The custodial statement is the source of market valuation for securities held by our custodial agent. All other securities are valued at cost.


The Treasury Monthly Investment Report for December 2022 has been forwarded to the Treasury Oversight Committee members.



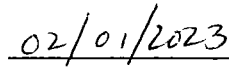
Dolores Sarenaria, Assistant Treasurer/Tax Collector



Date




Donna Riley, Treasurer/Tax Collector

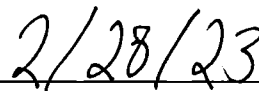


Date

The County of Stanislaus Board of Supervisors has reviewed and accepted the December 2022 Treasurer's Monthly Investment Report.



Chairman, Board of Supervisors



Date



**STANISLAUS COUNTY
SHORT-TERM INVESTMENT POOL SUMMARY
DECEMBER 31, 2022**

CASHFLOW:	DECEMBER 2022	YTD FY 2023	DECEMBER 2021	YTD FY 2022
BEG. CASH BALANCE	\$ 2,141,965,314.34	\$ 2,194,390,009.89	\$ 1,812,911,324.82	\$ 1,856,172,708.82
RECEIPTS	602,586,667.61	2,086,081,357.21	608,618,360.86	1,975,239,542.94
DISBURSEMENTS	(288,626,247.61)	(1,824,545,632.76)	(292,488,193.21)	(1,702,370,759.29)
ENDING CASH BALANCE	\$ 2,455,925,734.34	\$ 2,455,925,734.34	\$ 2,129,041,492.47	\$ 2,129,041,492.47

INTEREST INCOME:	DECEMBER 2022	YTD FY 2023	DECEMBER 2021	YTD FY 2022
INTEREST RECEIVED	\$ 2,331,684.51	\$ 7,179,067.05	\$ 1,008,943.73	\$ 9,557,740.77
TREASURY EXPENSE*	(78,754.78)	(310,371.19)	(41,110.75)	(248,173.03)
AUDITOR EXPENSE*	(18,911.54)	(74,492.29)	(17,949.43)	(78,560.62)
NET DISTRIBUTION	\$ 2,234,018.19	\$ 6,794,203.57	\$ 949,883.55	\$ 9,231,007.12

*BASED ON ACTUALS

	DOLLAR COST	MARKET VALUE	MAX INVEST. AS % OF TOTAL	INVESTMENTS AS % OF TOTAL	MAX DAYS TO MATURE	AVG DAYS TO MATURE	YTM 360 EQUIV.
BALANCE - 12/31/2022							
NEGOTIABLE CERT. OF DEPOSIT	\$ 170,000,000.00	\$ 169,461,950.00	30.00%	6.95%	1,825	179	3.78%
COMMERCIAL PAPER	272,940,708.30	274,590,300.00	40.00%	11.22%	270	143	4.44%
MANAGED POOL - CAMP	337,500,000.00	337,500,000.00		13.80%		1	4.44%
AGENCIES	1,004,172,976.86	926,171,906.24		41.05%	1,825	805	0.78%
TREASURIES	170,126,237.07	159,466,100.00		6.95%	1,825	633	0.56%
MEDIUM TERM NOTES	487,177,143.24	450,705,900.40	30.00%	19.91%	1,825	837	1.67%
MUNICIPAL BONDS	3,000,000.00	2,825,210.00		0.12%		548	0.49%
TOTAL INVESTMENTS	\$ 2,444,917,065.47	\$ 2,320,721,366.64		100.00%		570	2.07%
BOOK CASH BALANCE	11,008,668.87	11,008,668.87					
TOTAL	\$ 2,455,925,734.34	\$ 2,331,730,035.51					

BOOK & BANK BALANCE RECONCILIATION:

ORACLE FMS ENDING BOOK CASH BALANCE	\$ 10,961,113.81
TREASURY DEPOSITS IN TRANSIT (VAULT)	47,555.06
BANK RETURNED CHECKS	
BOOK CASH BALANCE	\$ 11,008,668.87
<u>UNRECORDED BANK ITEMS</u>	
TREASURY/TAXES/RR CREDIT CARD REVENUE	(705,912.46)
TREASURY DEPOSITS IN TRANSIT (CASH/COIN SHIPMENTS)	(179,500.00)
TREASURY CASH ON HAND (VAULT)	(47,555.06)
<u>UNRECORDED BOOK ITEMS</u>	
BANK CREDITS/REVENUE	1,217,134.62
BANK DEBITS/WITHDRAWALS	(2,964,722.94)
BANK RETURNED CHECKS	0.00
BANK CASH BALANCE	\$ 8,328,113.03

ORACLE FMS TOTAL INVESTMENTS RECONCILIATION:

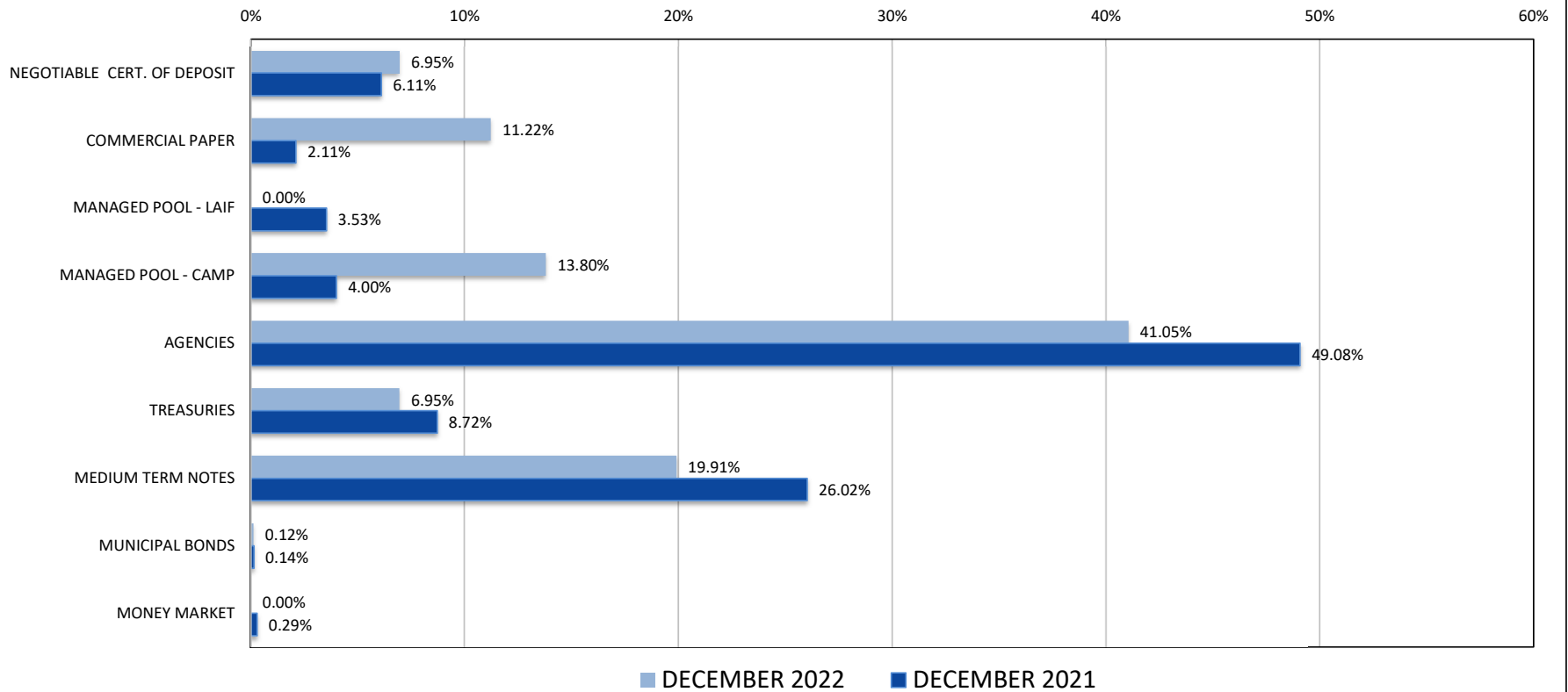
POOLED CASH - ALL FUNDS ON DEPOSIT	\$ 2,432,620,592.76
OUTSTANDING CHECKS/TRANSACTIONS	18,417,836.46
UNDISTRIBUTED YTD INTEREST	4,887,305.12
TOTAL CASH & INVESTMENTS	\$ 2,455,925,734.34

POOLED CASH PARTICIPANT DETAIL

COUNTY	40%	\$ 969,677,265.13
SCHOOL DISTRICTS	58%	1,401,275,744.05
SPECIAL DISTRICTS	3%	61,667,583.58
TOTAL	100%	\$ 2,432,620,592.76

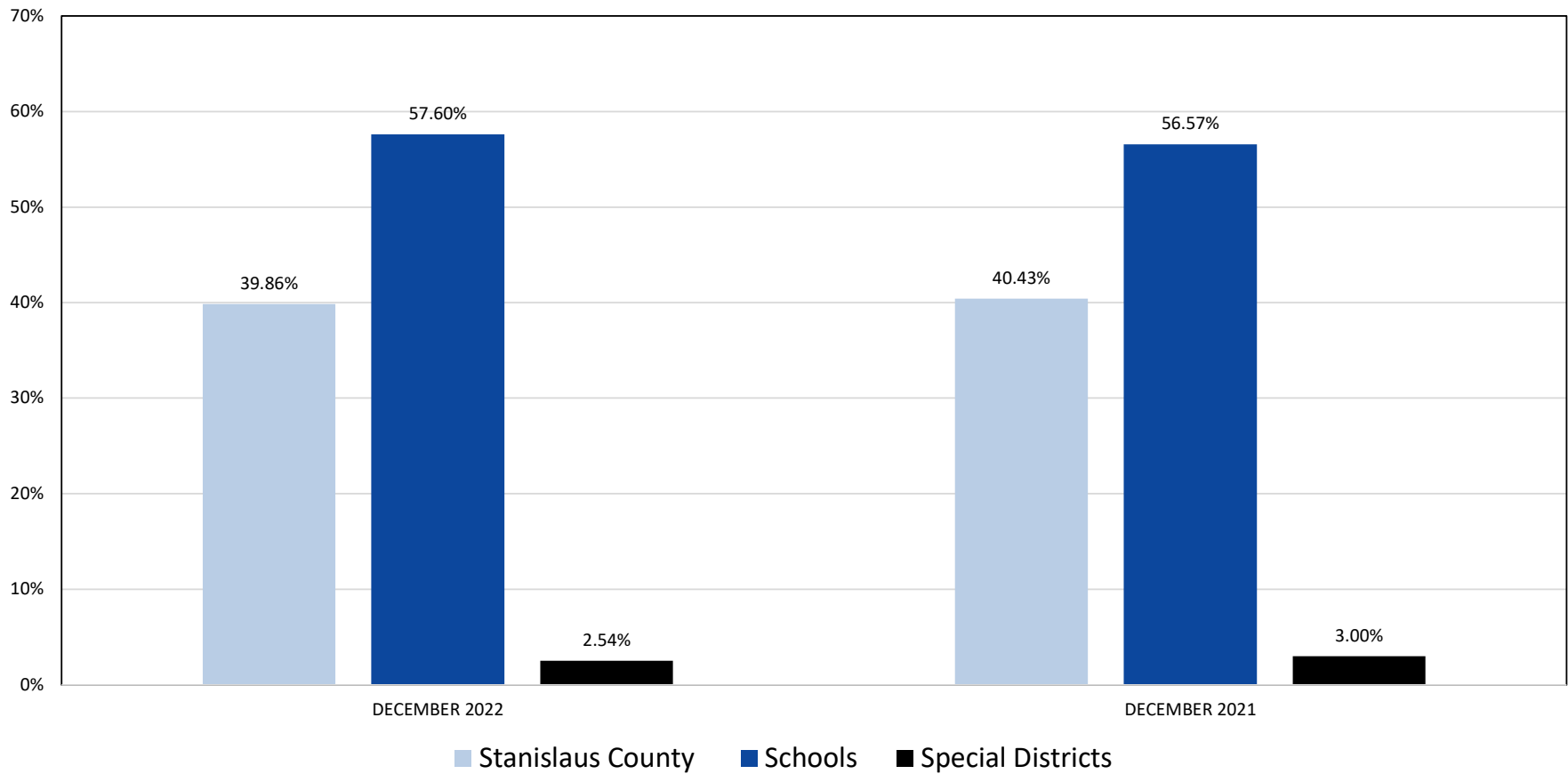


**STANISLAUS COUNTY TREASURY POOL
YEARLY COMPARISON OF ASSET DISTRIBUTION
DECEMBER 31, 2022
VS. NOVEMBER 31, 2021**



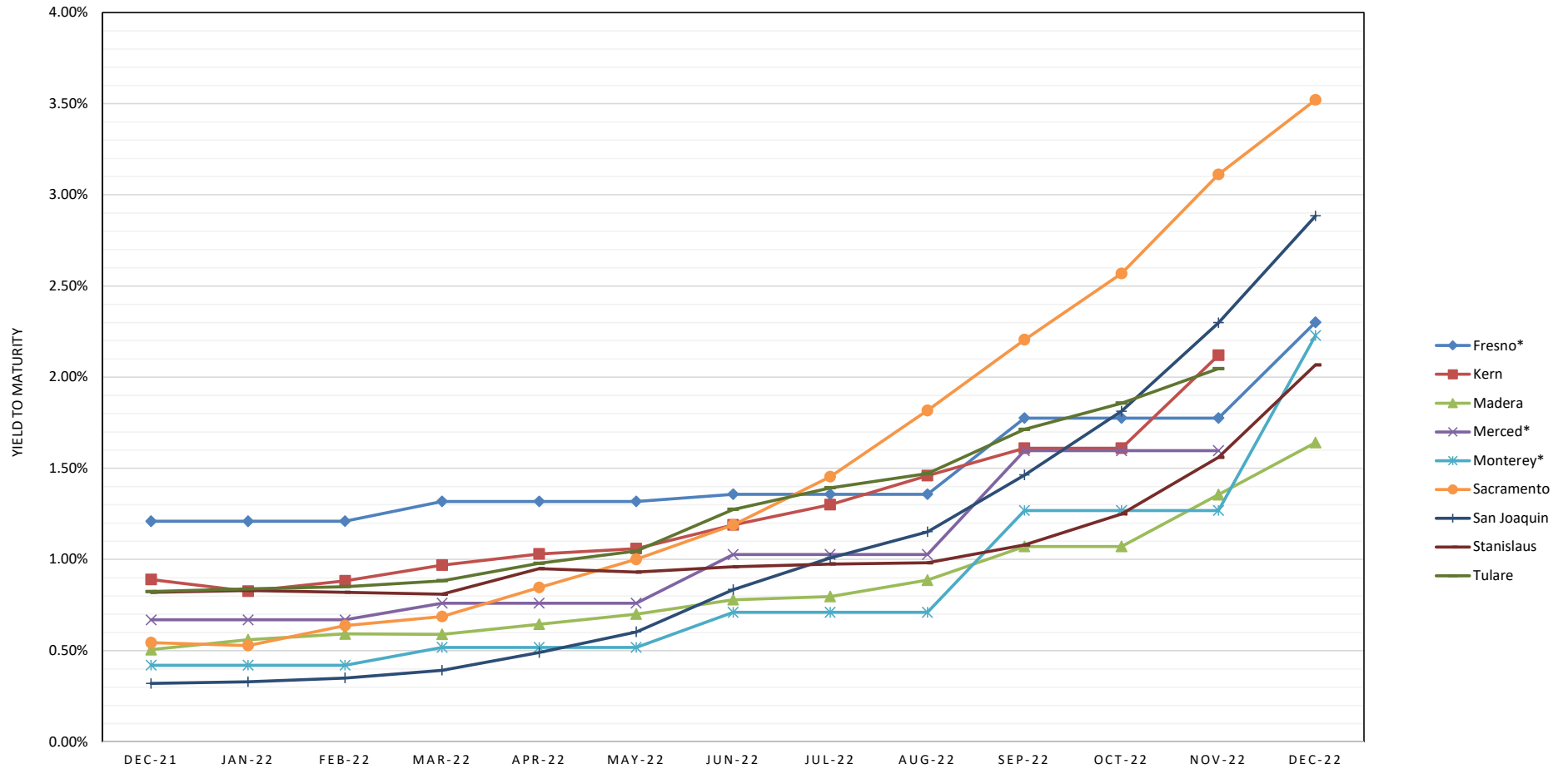


**STANISLAUS COUNTY TREASURY POOL
YEARLY COMPARISON OF PARTICIPANTS
DECEMBER 31, 2022
VS. DECEMBER 31, 2021**





**STANISLAUS COUNTY TREASURY POOLED INVESTMENTS
COMPARISON OF YIELD TO MATURITY FOR EIGHT COMPARABLE COUNTIES
DECEMBER 2021 - DECEMBER 2022**

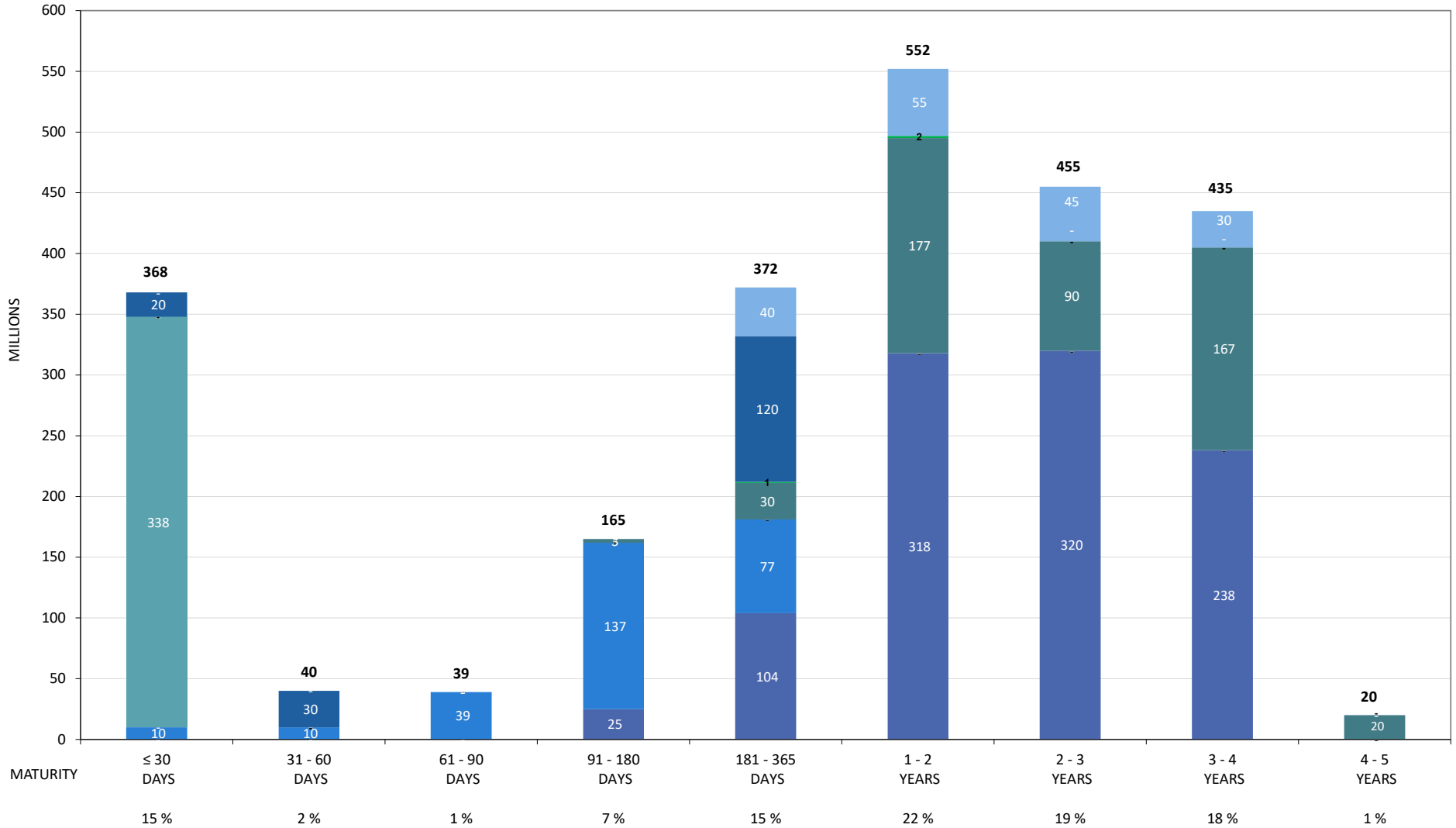


*PUBLISHED QUARTERLY
DECEMBER DATA FROM SOME COUNTIES IS CURRENTLY UNAVAILABLE



STANISLAUS COUNTY TREASURY POOL LONG TERM MATURITY DISTRIBUTION DECEMBER 31, 2022

- AGENCIES
- COMMERCIAL PAPER
- MANAGED POOL - LAIF
- MANAGED POOL - CAMP
- MONEY MARKET
- MEDIUM TERM NOTES
- MUNICIPAL BONDS
- NEGOTIABLE CERT. OF DEPOSIT
- TREASURIES





**STANISLAUS COUNTY TREASURY POOL
INTEREST ON INVESTMENTS
DECEMBER 2022**

DATE	90110/11 CERTIFICATE OF DEPOSIT	90115 COMMERCIAL PAPER	90125 MANAGED FUNDS (LAIF)	90126 MANAGED FUNDS (CAMP)	90130/31 AGENCIES COUP./DISC.	90132/33 TREASURIES COUP./DISC.	90140 MED. TERM NOTES	90145 MUNICIPAL BONDS	90103 JPM CHECKING	SYMPRO TOTAL	ORACLE CLOUD	VARIANCE
1				917,741.96			104,812.50	7,487.50	7,361.61	\$ 1,037,403.57	\$ 1,037,403.57	-
2										-		-
3										-		-
4										-		-
5										-		-
6										-		-
7										-		-
8										-		-
9		126,500.00			72,750.00					199,250.00	199,250.00	-
10										-		-
11										-		-
12					87,500.00					87,500.00	87,500.00	-
13					33,000.00					33,000.00	33,000.00	-
14					287,500.00					287,500.00	287,500.00	-
15						18,750.00				18,750.00	18,750.00	-
16					265,000.00					265,000.00	265,000.00	-
17										-		-
18										-		-
19					106,500.00	140,625.00				247,125.00	247,125.00	-
20										-		-
21										-		-
22										-		-
23					25,000.00					25,000.00	25,000.00	-
24										-		-
25										-		-
26										-		-
27					53,000.00					53,000.00	53,000.00	-
28					48,750.00					48,750.00	48,750.00	-
29	91,250.00				23,250.00					114,500.00	114,500.00	-
30					86,950.00					86,950.00	86,950.00	-
31					(37,470.82)	(13,500.12)	(121,073.12)			(172,044.06)	(172,044.06)	-
TOTAL	\$ 91,250.00	\$ 126,500.00	\$ -	\$ 917,741.96	\$ 1,051,729.18	\$ 145,874.88	\$ (16,260.62)	\$ 7,487.50	\$ 7,361.61	\$ 2,331,684.51	\$ 2,331,684.51	\$ -



**Stanislaus County Pool FY 2023
Portfolio Management
Portfolio Summary
December 31, 2022**

Investments	Par Value	Market Value	Book Value	% of Portfolio	Term	Days to Maturity	YTM 360 Equiv.
Negotiable CDs	170,000,000.00	169,461,950.00	170,000,000.00	6.95	323	179	3.776
Commercial Paper Disc. -Amortizing	280,000,000.00	274,590,300.00	274,565,124.99	11.22	195	143	4.441
Managed Pool Account - CAMP	337,500,000.00	337,500,000.00	337,500,000.00	13.80	1	1	4.438
Federal Agency Coupon Securities	1,003,649,000.00	926,171,906.24	1,004,172,987.09	41.04	1,506	805	0.783
Treasury Coupon Securities	170,000,000.00	159,466,100.00	170,125,787.08	6.95	1,130	633	0.557
Medium Term Notes	485,378,000.00	450,705,900.40	487,176,807.65	19.91	1,309	837	1.673
Municipal Bonds	3,000,000.00	2,825,210.00	3,000,000.00	0.12	1,426	548	0.492
	2,449,527,000.00	2,320,721,366.64	2,446,540,706.81	100.00%	1,003	570	2.067

Total Earnings	December 31	Month Ending	Fiscal Year To Date
Current Year		3,723,551.92	6,805,784.18
Average Daily Balance		2,309,563,957.63	2,029,099,299.57
Effective Rate of Return		1.90%	0.67%

**Stanislaus County Pool FY 2023
Portfolio Management
Portfolio Details - Investments
December 31, 2022**

CUSIP	Investment #	Issuer	Average Balance	Purchase Date	Par Value	Market Value	Book Value	Stated Rate	YTM 360	YTM 365	Days to Maturity	Maturity Date
Negotiable CDs												
78012U4U6	3888	Royal Bank of Canada		03/30/2022	10,000,000.00	9,997,200.00	10,000,000.00	1.830	1.830	1.855	2	01/03/2023
89115B4A5	3918	Toronto Dominion Bank NY		07/07/2022	10,000,000.00	9,991,100.00	10,000,000.00	3.160	3.160	3.204	24	01/25/2023
85325VZH6	3902	Standard Chartered Bk NY		04/13/2022	15,000,000.00	14,955,300.00	15,000,000.00	2.040	2.040	2.068	43	02/13/2023
85325VZJ2	3901	Standard Chartered Bk NY		04/13/2022	15,000,000.00	14,947,500.00	15,000,000.00	2.060	2.060	2.089	51	02/21/2023
60710R5L5	3938	Mizuho Bank LTD/NY		11/30/2022	25,000,000.00	25,016,750.00	25,000,000.00	5.220	5.220	5.293	180	06/30/2023
21684LCJ9	3868	Cooperatieve Rabobank UA		12/08/2021	25,000,000.00	24,529,500.00	25,000,000.00	0.700	0.690	0.700	190	07/10/2023
85325VDA5	3945	Standard Chartered Bk NY		12/05/2022	20,000,000.00	20,011,600.00	20,000,000.00	5.340	5.340	5.414	207	07/27/2023
63873QZB3	3958	Natixis Banque Popular NY		12/12/2022	25,000,000.00	25,001,750.00	25,000,000.00	5.490	5.490	5.566	299	10/27/2023
63873QZA5	3959	Natixis Banque Popular NY		12/12/2022	25,000,000.00	25,011,250.00	25,000,000.00	5.550	5.550	5.627	318	11/15/2023
Subtotal and Average			167,741,935.48		170,000,000.00	169,461,950.00	170,000,000.00	3.776	3.829	179		
Commercial Paper Disc. -Amortizing												
62479MNJ8	3919	MUFG Bank LTD/NY		07/07/2022	10,000,000.00	9,981,600.00	9,986,258.33	2.910	3.018	3.060	17	01/18/2023
63873KP19	3921	Natixis Banque Popular NY		07/07/2022	10,000,000.00	9,964,500.00	9,973,305.56	3.100	3.217	3.262	31	02/01/2023
22533UQ97	3948	Credit Agri CIB		12/09/2022	20,000,000.00	19,834,200.00	19,833,616.67	4.470	4.521	4.583	67	03/09/2023
22533UQD8	3924	Credit Agri CIB		07/07/2022	10,000,000.00	9,912,000.00	9,936,691.67	3.210	3.331	3.378	71	03/13/2023
63873KQT7	3923	Natixis Banque Popular NY		07/07/2022	10,000,000.00	9,894,200.00	9,924,208.33	3.210	3.331	3.378	85	03/27/2023
22533URE5	3941	Credit Agri CIB		12/02/2022	20,000,000.00	19,735,200.00	19,739,638.89	4.550	4.628	4.692	103	04/14/2023
62479MRR6	3943	MUFG Bank LTD/NY		12/05/2022	20,000,000.00	19,706,400.00	19,699,800.00	4.740	0.000	0.000	114	04/25/2023
62479MSN4	3946	MUFG Bank LTD/NY		12/05/2022	20,000,000.00	19,624,800.00	19,619,300.00	4.860	4.973	5.042	141	05/22/2023
22533USW4	3936	Credit Agri CIB		11/30/2022	20,000,000.00	19,603,200.00	19,595,216.66	4.890	5.013	5.083	149	05/30/2023
89233HSX3	3940	Toyota Motor Credit Corp		12/02/2022	20,000,000.00	19,600,400.00	19,590,000.00	4.920	5.044	5.114	150	05/31/2023
63873KT23	3942	Natixis Banque Popular NY		12/05/2022	20,000,000.00	19,595,000.00	19,576,088.89	5.020	5.149	5.220	152	06/02/2023
22533UTP8	3935	Credit Agri CIB		11/21/2022	20,000,000.00	19,527,800.00	19,516,561.11	5.030	5.215	5.287	173	06/23/2023
89233HTV6	3939	Toyota Motor Credit Corp		12/02/2022	20,000,000.00	19,511,200.00	19,502,777.77	5.000	5.200	5.273	179	06/29/2023
22533UUU5	3937	Credit Agri CIB		11/30/2022	20,000,000.00	19,419,800.00	19,419,911.11	5.020	5.237	5.310	208	07/28/2023
63873KVE4	3934	Natixis Banque Popular NY		11/18/2022	20,000,000.00	19,365,600.00	19,353,750.00	5.170	5.402	5.477	225	08/14/2023
63873KW11	3947	Natixis Banque Popular NY		12/06/2022	20,000,000.00	19,314,400.00	19,298,000.00	5.200	5.445	5.521	243	09/01/2023
Subtotal and Average			266,681,067.38		280,000,000.00	274,590,300.00	274,565,124.99	4.441	4.503	143		
Managed Pool Account - LAIF												
SYS61	61	Local Agency Investment Fund			0.00	0.00	0.00	2.080	2.052	2.080	1	
Subtotal and Average			0.00		0.00	0.00	0.00	0.000	0.000	0		

**Stanislaus County Pool FY 2023
Portfolio Management
Portfolio Details - Investments
December 31, 2022**

CUSIP	Investment #	Issuer	Average Balance	Purchase Date	Par Value	Market Value	Book Value	Stated Rate	YTM 360	YTM 365	Days to Maturity	Maturity Date
Managed Pool Account - CAMP												
CAMP	62	California Asset Management Pr			337,500,000.00	337,500,000.00	337,500,000.00	4.500	4.438	4.500	1	
Subtotal and Average			240,919,354.84		337,500,000.00	337,500,000.00	337,500,000.00		4.438	4.500	1	
Federal Agency Coupon Securities												
31422BQP8	3656	Farmer Mac		12/16/2019	25,000,000.00	24,682,250.00	25,000,000.00	1.640	1.618	1.640	166	06/16/2023
3135G05R0	3698	Federal National Mortgage Asso		08/12/2020	10,000,000.00	9,741,900.00	9,997,968.46	0.300	0.329	0.334	221	08/10/2023
3135G05T6	3803	Federal National Mortgage Asso		06/25/2021	15,000,000.00	14,586,150.00	15,005,814.49	0.350	0.284	0.288	229	08/18/2023
3135G0U43	3646	Federal National Mortgage Asso		10/30/2019	15,000,000.00	14,807,250.00	15,120,901.94	2.875	1.653	1.676	254	09/12/2023
3130AK6F8	3724	Federal Home Loan Bank		09/21/2020	10,000,000.00	9,657,000.00	9,998,194.44	0.230	0.252	0.255	263	09/21/2023
3130AK6F8	3725	Federal Home Loan Bank		09/21/2020	5,000,000.00	4,828,500.00	4,999,398.15	0.230	0.243	0.247	263	09/21/2023
3130AKAF3	3730	Federal Home Loan Bank		10/05/2020	14,000,000.00	13,494,320.00	13,995,205.00	0.220	0.262	0.265	277	10/05/2023
3133EK4X1	3650	Federal Farm Credit Bank		11/01/2019	10,000,000.00	9,726,100.00	9,995,270.83	1.600	1.636	1.659	304	11/01/2023
3133ENGW4	3869	Federal Farm Credit Bank		12/13/2021	10,000,000.00	9,593,700.00	9,995,012.50	0.660	0.703	0.713	346	12/13/2023
3133EMN81	3813	Federal Farm Credit Bank		06/30/2021	15,000,000.00	14,340,300.00	14,995,520.02	0.310	0.336	0.340	362	12/29/2023
3134GWSK3	3711	Federal Home Loan Mortgage Co		09/03/2020	15,000,000.00	14,229,150.00	15,000,000.00	0.400	0.395	0.400	421	02/26/2024
3133EL6H2	3716	Federal Farm Credit Bank		09/08/2020	10,000,000.00	9,485,000.00	9,998,316.08	0.360	0.369	0.374	428	03/04/2024
3130ATUQ8	3955	Federal Home Loan Bank		12/12/2022	10,000,000.00	9,981,800.00	10,044,203.02	4.750	4.737	4.803	432	03/08/2024
3130AQB93	3867	Federal Home Loan Bank		12/17/2021	15,000,000.00	14,227,050.00	15,000,000.00	0.880	0.868	0.880	472	04/17/2024
3135GA3C3	3740	Federal National Mortgage Asso		11/17/2020	15,000,000.00	14,089,800.00	15,000,000.00	0.350	0.345	0.350	502	05/17/2024
3135GA4S7	3743	Federal National Mortgage Asso		11/20/2020	5,000,000.00	4,698,250.00	5,000,000.00	0.375	0.370	0.375	502	05/17/2024
3130AKFU5	3744	Federal Home Loan Bank		11/24/2020	17,800,000.00	16,694,976.00	17,796,376.00	0.350	0.360	0.365	509	05/24/2024
3134GXDK7	3746	Federal Home Loan Mortgage Co		11/30/2020	14,400,000.00	13,557,312.00	14,400,000.00	0.325	0.321	0.325	515	05/30/2024
3134GWJ64	3717	Federal Home Loan Mortgage Co		09/10/2020	10,000,000.00	9,363,300.00	10,000,000.00	0.400	0.395	0.400	526	06/10/2024
3134GXDL5	3748	Federal Home Loan Mortgage Co		12/10/2020	3,000,000.00	2,822,370.00	3,000,000.00	0.350	0.345	0.350	526	06/10/2024
3134GXDL5	3749	Federal Home Loan Mortgage Co		12/10/2020	6,200,000.00	5,832,898.00	6,200,000.00	0.350	0.345	0.350	526	06/10/2024
3134GXDL5	3750	Federal Home Loan Mortgage Co		12/10/2020	15,800,000.00	14,864,482.00	15,800,000.00	0.350	0.345	0.350	526	06/10/2024
3130A1XJ2	3645	Federal Home Loan Bank		10/25/2019	20,000,000.00	19,538,000.00	20,348,395.09	2.875	1.603	1.625	530	06/14/2024
3133EMAB8	3722	Federal Farm Credit Bank		09/17/2020	10,000,000.00	9,373,000.00	9,998,051.85	0.390	0.398	0.403	533	06/17/2024
31422BE89	3738	Farmer Mac		11/06/2020	10,000,000.00	9,394,600.00	10,015,151.13	0.420	0.312	0.316	535	06/19/2024
3130AMU34	3800	Federal Home Loan Bank		06/24/2021	20,000,000.00	18,688,000.00	19,968,414.81	0.330	0.431	0.437	540	06/24/2024
3134GV3A4	3714	Federal Home Loan Mortgage Co		09/04/2020	8,000,000.00	7,526,080.00	8,005,709.80	0.500	0.446	0.452	547	07/01/2024
3130ALRX4	3872	Federal Home Loan Bank		12/20/2021	11,500,000.00	10,757,330.00	11,437,910.44	0.500	0.848	0.860	554	07/08/2024
3136G4Z71	3710	Federal National Mortgage Asso		09/02/2020	10,000,000.00	9,306,200.00	10,000,000.00	0.450	0.444	0.450	603	08/26/2024
3130AJZH5	3712	Federal Home Loan Bank		09/04/2020	3,000,000.00	2,779,740.00	2,999,688.07	0.450	0.450	0.456	604	08/27/2024
3133EL6V1	3719	Federal Farm Credit Bank		09/14/2020	10,000,000.00	9,273,300.00	9,996,607.24	0.430	0.444	0.450	618	09/10/2024
3130A2UW4	3644	Federal Home Loan Bank		10/25/2019	20,000,000.00	19,415,400.00	20,388,435.49	2.875	1.657	1.680	621	09/13/2024

**Stanislaus County Pool FY 2023
Portfolio Management
Portfolio Details - Investments
December 31, 2022**

CUSIP	Investment #	Issuer	Average Balance	Purchase Date	Par Value	Market Value	Book Value	Stated Rate	YTM 360	YTM 365	Days to Maturity	Maturity Date
Federal Agency Coupon Securities												
3130AQD59	3879	Federal Home Loan Bank		12/30/2021	5,000,000.00	4,673,650.00	5,000,953.03	1.000	0.975	0.989	638	09/30/2024
3134GWUX2	3728	Federal Home Loan Mortgage Co		09/30/2020	22,550,000.00	20,900,016.50	22,542,612.53	0.375	0.389	0.394	638	09/30/2024
3133EMCNO	3734	Federal Farm Credit Bank		10/15/2020	5,000,000.00	4,625,150.00	4,996,645.83	0.400	0.432	0.438	653	10/15/2024
3130AKEV4	3877	Federal Home Loan Bank		12/29/2021	5,000,000.00	4,611,600.00	4,945,601.66	0.400	0.987	1.001	673	11/04/2024
3133ENGN4	3866	Federal Farm Credit Bank		12/09/2021	15,000,000.00	13,955,400.00	15,000,000.00	0.970	0.957	0.970	708	12/09/2024
3130AMZP0	3816	Federal Home Loan Bank		06/30/2021	15,000,000.00	13,748,400.00	14,996,904.97	0.650	0.651	0.660	789	02/28/2025
3133EMJP8	3754	Federal Farm Credit Bank		12/10/2020	20,000,000.00	18,268,800.00	20,000,000.00	0.490	0.483	0.490	799	03/10/2025
3130AMX80	3818	Federal Home Loan Bank		06/30/2021	4,950,000.00	4,527,468.00	4,950,000.00	0.670	0.661	0.670	817	03/28/2025
3130AN4X5	3820	Federal Home Loan Bank		07/01/2021	15,000,000.00	13,714,800.00	15,000,000.00	0.670	0.661	0.670	821	04/01/2025
31422BYS3	3804	Farmer Mac.		06/25/2021	17,753,000.00	16,299,739.42	17,740,859.03	0.650	0.671	0.680	848	04/28/2025
3133EMH47	3799	Federal Farm Credit Bank		06/24/2021	20,000,000.00	18,184,400.00	19,975,279.33	0.600	0.642	0.651	897	06/16/2025
3135GAAZ4	3757	Federal National Mortgage Asso		12/24/2020	8,000,000.00	7,236,320.00	8,000,000.00	0.500	0.493	0.500	905	06/24/2025
3130AQFX6	3881	Federal Home Loan Bank		12/30/2021	10,500,000.00	9,646,455.00	10,500,000.00	1.180	1.164	1.180	911	06/30/2025
3136G4A86	3688	Federal National Mortgage Asso		07/21/2020	25,000,000.00	22,559,250.00	24,955,277.78	0.500	0.563	0.571	932	07/21/2025
3133ELZ80	3693	Federal Farm Credit Bank		07/29/2020	25,000,000.00	22,589,750.00	25,000,000.00	0.580	0.572	0.580	940	07/29/2025
3133EL2S2	3694	Federal Farm Credit Bank		08/04/2020	10,000,000.00	9,052,500.00	10,000,000.00	0.670	0.661	0.670	946	08/04/2025
3134GWJW7	3695	Federal Home Loan Mortgage Co		08/04/2020	15,000,000.00	13,535,400.00	15,000,000.00	0.550	0.542	0.550	946	08/04/2025
3136G4Q48	3702	Federal National Mortgage Asso		08/19/2020	10,000,000.00	9,023,900.00	9,994,733.33	0.600	0.612	0.620	961	08/19/2025
3136G4M34	3703	Federal National Mortgage Asso		08/19/2020	5,000,000.00	4,507,200.00	5,000,000.00	0.450	0.444	0.450	961	08/19/2025
3133EL4W1	3715	Federal Farm Credit Bank		09/04/2020	10,000,000.00	9,010,300.00	9,997,336.68	0.610	0.612	0.620	967	08/25/2025
3135G05X7	3708	Federal National Mortgage Asso		08/27/2020	10,000,000.00	9,018,900.00	9,975,168.41	0.375	0.463	0.470	967	08/25/2025
3136G4X57	3713	Federal National Mortgage Asso		09/04/2020	7,441,000.00	6,715,651.32	7,441,000.00	0.625	0.616	0.625	967	08/25/2025
3130AJZ36	3707	Federal Home Loan Bank		08/27/2020	10,000,000.00	9,014,300.00	9,994,688.89	0.600	0.612	0.620	969	08/27/2025
3130ANW48	3831	Federal Home Loan Bank		08/30/2021	15,000,000.00	13,556,400.00	15,000,000.00	0.730	0.720	0.730	969	08/27/2025
3136G4N33	3704	Federal National Mortgage Asso		08/27/2020	5,000,000.00	4,496,450.00	5,000,000.00	0.500	0.528	0.536	969	08/27/2025
3136G4S87	3705	Federal National Mortgage Asso		08/27/2020	5,000,000.00	4,514,900.00	5,000,000.00	0.650	0.641	0.650	969	08/27/2025
3130AK4T0	3718	Federal Home Loan Bank		09/11/2020	5,000,000.00	4,494,700.00	4,997,305.56	0.580	0.592	0.600	984	09/11/2025
3134GWL38	3721	Federal Home Loan Mortgage Co		09/15/2020	15,000,000.00	13,498,800.00	15,000,000.00	0.540	0.533	0.540	988	09/15/2025
3133EMBJ0	3729	Federal Farm Credit Bank		10/01/2020	5,000,000.00	4,460,850.00	4,997,252.50	0.530	0.543	0.550	1,002	09/29/2025
3134GWY91	3733	Federal Home Loan Mortgage Co		10/15/2020	5,000,000.00	4,489,650.00	5,000,000.00	0.570	0.562	0.570	1,018	10/15/2025
3133EMEC2	3739	Federal Farm Credit Bank		11/09/2020	10,000,000.00	8,956,700.00	9,990,077.12	0.530	0.558	0.566	1,025	10/22/2025
31422B2J8	3735	Farmer Mac		10/29/2020	5,000,000.00	4,509,150.00	4,999,660.67	0.500	0.496	0.502	1,032	10/29/2025
3135GAZ23	3741	Federal National Mortgage Asso		11/17/2020	5,000,000.00	4,472,200.00	4,996,402.78	0.560	0.577	0.585	1,051	11/17/2025
3130AP3H6	3837	Federal Home Loan Bank		09/28/2021	11,150,000.00	10,006,010.00	11,118,869.20	0.750	0.836	0.848	1,062	11/28/2025
3130ALYU2	3787	Federal Home Loan Bank		04/28/2021	10,000,000.00	8,964,700.00	10,000,000.00	1.000	0.986	1.000	1,123	01/28/2026
3130ALCV4	3783	Federal Home Loan Bank		04/13/2021	10,000,000.00	8,904,400.00	9,941,764.71	0.750	0.927	0.940	1,150	02/24/2026

**Stanislaus County Pool FY 2023
Portfolio Management
Portfolio Details - Investments
December 31, 2022**

CUSIP	Investment #	Issuer	Average Balance	Purchase Date	Par Value	Market Value	Book Value	Stated Rate	YTM 360	YTM 365	Days to Maturity	Maturity Date
Federal Agency Coupon Securities												
3130ANW22	3832	Federal Home Loan Bank		08/30/2021	15,000,000.00	13,399,350.00	15,000,000.00	0.850	0.838	0.850	1,151	02/25/2026
3130AKZP4	3773	Federal Home Loan Bank		02/26/2021	15,000,000.00	13,290,300.00	15,000,000.00	0.600	0.592	0.600	1,152	02/26/2026
3130APE35	3840	Federal Home Loan Bank		09/30/2021	15,000,000.00	13,428,450.00	15,000,000.00	1.000	0.986	1.000	1,184	03/30/2026
3130AM2J0	3789	Federal Home Loan Bank		04/28/2021	10,000,000.00	8,945,000.00	10,000,000.00	1.050	1.036	1.050	1,213	04/28/2026
3130ALZQ0	3790	Federal Home Loan Bank		04/28/2021	10,000,000.00	9,044,900.00	10,000,000.00	1.250	1.011	1.025	1,213	04/28/2026
3130AM6U1	3791	Federal Home Loan Bank		04/28/2021	10,000,000.00	8,987,600.00	10,000,000.00	0.625	0.982	0.996	1,213	04/28/2026
3130AMKN1	3795	Federal Home Loan Bank		05/27/2021	18,600,000.00	16,809,750.00	18,600,000.00	0.750	0.690	0.700	1,242	05/27/2026
3130AN4T4	3829	Federal Home Loan Bank		08/27/2021	10,000,000.00	8,934,900.00	10,021,582.61	0.875	0.800	0.811	1,258	06/12/2026
3130ANG95	3823	Federal Home Loan Bank		08/24/2021	8,540,000.00	7,612,470.60	8,540,000.00	0.500	1.007	1.021	1,331	08/24/2026
3130ANVS6	3830	Federal Home Loan Bank		08/30/2021	25,000,000.00	22,105,500.00	25,000,000.00	1.000	0.986	1.000	1,333	08/26/2026
3130ANW97	3833	Federal Home Loan Bank		08/30/2021	15,000,000.00	13,325,100.00	15,000,000.00	0.500	0.951	0.964	1,335	08/28/2026
3133EM3Y6	3834	Federal Farm Credit Bank		09/01/2021	15,000,000.00	13,245,450.00	15,000,000.00	0.930	0.917	0.930	1,339	09/01/2026
3130ANWH9	3838	Federal Home Loan Bank		09/28/2021	3,500,000.00	3,098,970.00	3,497,465.62	1.080	1.085	1.100	1,353	09/15/2026
3130APCH6	3839	Federal Home Loan Bank		09/29/2021	15,000,000.00	13,231,050.00	15,000,000.00	1.125	1.110	1.125	1,367	09/29/2026
3133ENDC1	3848	Federal Farm Credit Bank		11/03/2021	10,000,000.00	8,910,000.00	10,000,000.00	1.330	1.312	1.330	1,402	11/03/2026
3133ENDC1	3857	Federal Farm Credit Bank		11/03/2021	10,000,000.00	8,910,000.00	10,000,000.00	1.330	1.312	1.330	1,402	11/03/2026
3130APV51	3861	Federal Home Loan Bank		11/30/2021	6,965,000.00	6,312,797.40	6,965,000.00	1.000	1.941	1.968	1,423	11/24/2026
3130AQ3T8	3860	Federal Home Loan Bank		12/23/2021	5,000,000.00	4,480,550.00	5,000,000.00	1.250	1.618	1.641	1,452	12/23/2026
Subtotal and Average			1,000,626,483.47		1,003,649,000.00	926,171,906.24	1,004,172,987.09	0.783	0.794	0.805		
Treasury Coupon Securities												
91282ZY9	3884	U S Treasury Securities		12/30/2021	10,000,000.00	9,757,000.00	9,975,196.70	0.125	0.583	0.591	195	07/15/2023
91282CCN9	3862	U S Treasury Securities		12/07/2021	15,000,000.00	14,605,050.00	14,968,034.03	0.125	0.488	0.495	211	07/31/2023
912828T26	3801	U S Treasury Securities		06/24/2021	15,000,000.00	14,634,450.00	15,122,418.48	1.375	0.271	0.275	272	09/30/2023
91282CBV2	3814	U S Treasury Securities		06/30/2021	15,000,000.00	14,193,750.00	14,995,203.24	0.375	0.395	0.400	470	04/15/2024
91282CCG4	3802	U S Treasury Securities		06/24/2021	15,000,000.00	14,077,800.00	14,956,779.16	0.250	0.444	0.450	531	06/15/2024
91282CCL3	3841	U S Treasury Securities		10/01/2021	15,000,000.00	14,051,400.00	14,980,303.17	0.375	0.455	0.461	561	07/15/2024
9128282N9	3883	U S Treasury Securities		12/30/2021	10,000,000.00	9,618,400.00	10,196,500.52	2.125	0.854	0.866	577	07/31/2024
912828Z52	3811	U S Treasury Securities		06/30/2021	15,000,000.00	14,097,600.00	15,243,526.53	1.375	0.578	0.586	761	01/31/2025
912828ZC7	3812	U S Treasury Securities		06/30/2021	15,000,000.00	14,002,200.00	15,167,451.66	1.125	0.594	0.602	789	02/28/2025
912828ZT0	3828	U S Treasury Securities		08/27/2021	15,000,000.00	13,617,150.00	14,867,281.53	0.250	0.613	0.622	881	05/31/2025
91282CBC4	3817	U S Treasury Securities		06/30/2021	15,000,000.00	13,405,650.00	14,812,784.95	0.375	0.789	0.800	1,095	12/31/2025
91282CBC4	3827	U S Treasury Securities		08/27/2021	15,000,000.00	13,405,650.00	14,840,307.11	0.375	0.727	0.737	1,095	12/31/2025
Subtotal and Average			170,132,537.13		170,000,000.00	159,466,100.00	170,125,787.08	0.557	0.564	633		

**Stanislaus County Pool FY 2023
Portfolio Management
Portfolio Details - Investments
December 31, 2022**

CUSIP	Investment #	Issuer	Average Balance	Purchase Date	Par Value	Market Value	Book Value	Stated Rate	YTM 360	YTM 365	Days to Maturity	Maturity Date
Medium Term Notes												
857477AL7	3763	State Street Corp		01/13/2021	2,734,000.00	2,715,736.88	2,762,368.66	3.100	0.296	0.300	134	05/15/2023
06053FAA7	3777	Bank of America Corp		04/01/2021	5,257,000.00	5,234,132.05	5,362,615.34	4.100	0.504	0.511	204	07/24/2023
06406RAJ6	3806	Bank of New York Mellon Corp		06/28/2021	10,000,000.00	9,911,000.00	10,192,492.79	3.450	0.285	0.289	222	08/11/2023
89236THF5	3699	Toyota Motor Credit Corp		08/14/2020	5,000,000.00	4,864,900.00	5,000,583.31	0.500	0.474	0.481	225	08/14/2023
14913R2F3	3720	Caterpillar Financial Service		09/14/2020	5,000,000.00	4,847,350.00	5,001,112.73	0.450	0.412	0.418	256	09/14/2023
14912L5X5	3776	Caterpillar Financial Service		04/01/2021	5,000,000.00	4,949,700.00	5,149,756.09	3.750	0.386	0.392	327	11/24/2023
24422EUR8	3709	John Deere		08/28/2020	11,075,000.00	10,933,350.75	11,397,277.48	3.450	0.571	0.579	374	01/10/2024
24422EUR8	3844	John Deere		10/21/2021	3,500,000.00	3,455,235.00	3,600,960.06	3.450	0.604	0.612	374	01/10/2024
89236THU2	3956	Toyota Motor Credit Corp		12/13/2022	5,000,000.00	4,783,050.00	4,796,034.79	0.450	4.695	4.760	375	01/11/2024
17325FAS7	3950	Citibank, N.A.,		12/12/2022	20,000,000.00	19,725,000.00	20,054,185.30	3.650	4.695	4.761	387	01/23/2024
91159HHV5	3764	US Bank NA		01/13/2021	2,500,000.00	2,455,350.00	2,572,815.55	3.375	0.538	0.546	400	02/05/2024
91159HHV5	3954	US Bank NA		12/12/2022	2,495,000.00	2,450,439.30	2,490,251.33	3.375	4.618	4.682	400	02/05/2024
459200HU8	3951	International Business Machine		12/12/2022	8,611,000.00	8,482,437.77	8,614,336.76	3.625	4.648	4.712	407	02/12/2024
48133PCS0	3960	JP Morgan Chase Bank		12/13/2022	15,000,000.00	14,969,550.00	15,000,000.00	5.050	4.987	5.056	408	02/13/2024
02665WBP5	3952	American Honda Finance		12/12/2022	2,131,000.00	2,079,429.80	2,108,981.56	2.900	4.651	4.715	411	02/16/2024
713448CM8	3957	Pepsico		12/13/2022	10,000,000.00	9,877,000.00	9,980,698.63	3.600	4.613	4.677	425	03/01/2024
24422EUX5	3793	John Deere		04/22/2021	7,000,000.00	6,818,770.00	7,179,553.86	2.600	0.411	0.417	431	03/07/2024
20826FAT3	3953	ConocoPhillips Company		12/12/2022	4,138,000.00	3,998,176.98	4,036,760.31	2.125	4.693	4.758	432	03/08/2024
89236TJX4	3891	Toyota Motor Credit Corp		04/04/2022	9,000,000.00	8,728,920.00	9,006,390.76	2.500	2.407	2.440	446	03/22/2024
06406RAS6	3949	Bank of New York Mellon Corp		12/12/2022	6,000,000.00	5,661,900.00	5,685,042.95	0.500	4.641	4.705	481	04/26/2024
48133DE55	3913	JP Morgan Chase Bank		04/29/2022	5,000,000.00	4,779,800.00	5,000,000.00	3.125	3.082	3.125	484	04/29/2024
46625HJX9	3774	JP Morgan Chase Bank		04/01/2021	2,047,000.00	2,011,668.78	2,129,131.77	3.625	0.645	0.654	498	05/13/2024
04636NAC7	3875	Astrazeneca Finance LLC		12/23/2021	10,000,000.00	9,425,000.00	9,954,225.14	0.700	1.016	1.030	513	05/28/2024
91159HHX1	3727	US Bank NA		09/25/2020	5,575,000.00	5,359,470.50	5,735,555.57	2.400	0.548	0.556	576	07/30/2024
69371RQ25	3890	PACCAR Financial Corp		04/01/2022	6,870,000.00	6,555,972.30	6,820,436.25	2.150	2.575	2.611	592	08/15/2024
30231GBC5	3792	Exxon Mobil Corporation		04/22/2021	10,000,000.00	9,565,800.00	10,224,396.98	2.019	0.613	0.622	593	08/16/2024
06406RAL1	3775	Bank of New York Mellon Corp		04/01/2021	12,000,000.00	11,440,200.00	12,319,425.41	2.100	0.606	0.614	662	10/24/2024
14913Q3B3	3805	Caterpillar Financial Service		06/28/2021	20,000,000.00	19,081,200.00	20,533,820.50	2.150	0.681	0.690	677	11/08/2024
06048WQ52	3880	Bank of Agriculture & Commerce		12/30/2021	4,305,000.00	3,946,350.45	4,293,734.43	1.100	1.224	1.241	693	11/24/2024
21688AAS1	3894	Rabobank		04/06/2022	3,000,000.00	2,800,410.00	2,904,841.30	1.375	2.978	3.019	740	01/10/2025
24422EWB1	3900	John Deere		04/14/2022	10,000,000.00	9,462,100.00	10,000,000.00	2.125	2.096	2.125	796	03/07/2025
91159HHZ6	3767	US Bank NA		01/13/2021	3,753,000.00	3,479,819.13	3,819,060.66	1.450	0.671	0.680	862	05/12/2025
17330FVU2	3914	Citigroup Global Markets		05/27/2022	10,000,000.00	9,662,900.00	10,000,000.00	4.050	3.995	4.050	875	05/25/2025
69353REQ7	3766	PNC Bank NA		01/13/2021	6,450,000.00	6,224,508.00	6,820,781.64	3.250	0.777	0.788	882	06/01/2025
02079KAH0	3700	Alphabet Inc (Google)		08/17/2020	5,000,000.00	4,513,650.00	4,997,401.11	0.450	0.464	0.470	957	08/15/2025
478160CN2	3794	Johnson & Johnson		04/26/2021	10,000,000.00	9,030,900.00	9,955,956.55	0.550	0.796	0.807	974	09/01/2025

**Stanislaus County Pool FY 2023
Portfolio Management
Portfolio Details - Investments
December 31, 2022**

CUSIP	Investment #	Issuer	Average Balance	Purchase Date	Par Value	Market Value	Book Value	Stated Rate	YTM 360	YTM 365	Days to Maturity	Maturity Date
Medium Term Notes												
478160CN2	3836	Johnson & Johnson		09/08/2021	4,755,000.00	4,294,192.95	4,736,906.45	0.550	0.685	0.695	974	09/01/2025
48128GX54	3736	JP Morgan Chase Bank		10/30/2020	5,000,000.00	4,388,600.00	5,000,000.00	0.750	0.739	0.749	1,033	10/30/2025
06048WK41	3745	Bank of America		11/25/2020	25,000,000.00	21,865,500.00	25,000,000.00	0.850	0.759	0.770	1,059	11/25/2025
89236THW8	3770	Toyota Motor Credit Corp		01/13/2021	10,000,000.00	8,909,400.00	9,998,521.87	0.800	0.794	0.805	1,104	01/09/2026
89236THW8	3784	Toyota Motor Credit Corp		04/14/2021	15,000,000.00	13,364,100.00	14,885,319.70	0.800	1.045	1.060	1,104	01/09/2026
24422EVK2	3771	John Deere		01/15/2021	5,000,000.00	4,449,200.00	4,992,852.53	0.700	0.738	0.748	1,110	01/15/2026
24422EVK2	3858	John Deere		11/24/2021	15,000,000.00	13,347,600.00	14,677,082.90	0.700	1.412	1.432	1,110	01/15/2026
037833EB2	3772	Apple Inc		02/08/2021	15,000,000.00	13,313,700.00	14,998,147.64	0.700	0.694	0.704	1,134	02/08/2026
037833EB2	3786	Apple Inc		04/14/2021	7,899,000.00	7,010,994.42	7,827,356.16	0.700	0.986	1.000	1,134	02/08/2026
74460WAA5	3871	Public Storage		12/21/2021	10,000,000.00	8,853,100.00	9,852,631.11	0.875	1.343	1.362	1,141	02/15/2026
808513BF1	3785	Charles Schwab Corp		04/14/2021	19,283,000.00	17,103,635.34	19,181,221.34	0.900	1.003	1.017	1,165	03/11/2026
89236TJK2	3842	Toyota Motor Credit Corp		10/04/2021	25,000,000.00	22,086,500.00	24,926,977.88	1.125	1.195	1.212	1,264	06/18/2026
63254AAS7	3843	National Australia Bank/NY		10/21/2021	15,000,000.00	13,814,550.00	15,590,555.47	2.500	1.327	1.345	1,288	07/12/2026
06048WN22	3824	Bank of America Corp		08/26/2021	15,000,000.00	12,843,900.00	15,000,000.00	1.250	1.233	1.250	1,333	08/26/2026
48128G4X5	3825	JP Morgan Chase Bank		08/30/2021	15,000,000.00	12,849,450.00	15,000,000.00	1.200	1.184	1.200	1,335	08/28/2026
14913R2U0	3885	Caterpillar Financial Service		01/10/2022	5,000,000.00	4,480,200.00	5,004,426.31	1.700	1.654	1.677	1,468	01/08/2027
14913R2U0	3886	Caterpillar Financial Service		01/10/2022	5,000,000.00	4,480,200.00	5,003,822.72	1.700	1.657	1.680	1,468	01/08/2027
06048WS84	3887	Bank of America Corp		03/02/2022	10,000,000.00	8,969,900.00	10,000,000.00	2.750	2.712	2.750	1,521	03/02/2027
Subtotal and Average			460,462,579.32		485,378,000.00	450,705,900.40	487,176,807.65		1.673	1.696	837	
Municipal Bonds												
13067WRA2	3697	CA St. Dept. of Water Resource		08/06/2020	1,250,000.00	1,204,412.50	1,250,000.00	0.414	0.408	0.414	334	12/01/2023
13067WRB0	3696	CA St. Dept. of Water Resource		08/06/2020	1,750,000.00	1,620,797.50	1,750,000.00	0.560	0.552	0.560	700	12/01/2024
Subtotal and Average			3,000,000.00		3,000,000.00	2,825,210.00	3,000,000.00		0.492	0.499	548	
Total and Average			2,309,563,957.63		2,449,527,000.00	2,320,721,366.64	2,446,540,706.81		2.067	2.095	570	

**Stanislaus County Pool FY 2023
Portfolio Management
Activity By Type
December 1, 2022 through December 31, 2022**

CUSIP	Investment #	Issuer	Stated Rate	Transaction Date	Purchases or Deposits	Redemptions or Withdrawals	Balance
Negotiable CDs							
22536ACV4	3882	Credit Agricole CIB	0.450	12/29/2022	0.00	20,000,000.00	
63873QZB3	3958	Natixis Banque Popular NY	5.490	12/12/2022	25,000,000.00	0.00	
63873QZA5	3959	Natixis Banque Popular NY	5.550	12/12/2022	25,000,000.00	0.00	
85325VDA5	3945	Standard Chartered Bk NY	5.340	12/05/2022	20,000,000.00	0.00	
Subtotal					70,000,000.00	20,000,000.00	170,000,000.00
Commercial Paper Disc. -Amortizing							
22533UM91	3932	Credit Agri CIB	3.770	12/09/2022	0.00	20,000,000.00	
22533URE5	3941	Credit Agri CIB	4.550	12/02/2022	19,663,805.56	0.00	
22533UQ97	3948	Credit Agri CIB	4.470	12/09/2022	19,776,500.00	0.00	
62479MM91	3933	MUFG Bank LTD/NY	3.820	12/09/2022	0.00	20,000,000.00	
62479MRR6	3943	MUFG Bank LTD/NY	4.740	12/05/2022	19,628,700.00	0.00	
62479MSN4	3946	MUFG Bank LTD/NY	4.860	12/05/2022	19,546,400.00	0.00	
63873KT23	3942	Natixis Banque Popular NY	5.020	12/05/2022	19,500,788.89	0.00	
63873KW11	3947	Natixis Banque Popular NY	5.200	12/06/2022	19,222,888.89	0.00	
89233HTV6	3939	Toyota Motor Credit Corp	5.000	12/02/2022	19,419,444.44	0.00	
89233HSX3	3940	Toyota Motor Credit Corp	4.920	12/02/2022	19,508,000.00	0.00	
Subtotal					156,266,527.78	40,000,000.00	274,565,124.99
Managed Pool Account - LAIF (Monthly Summary)							
Subtotal							0.00
Managed Pool Account - CAMP (Monthly Summary)							
CAMP	62	California Asset Management Pr	4.500		407,000,000.00	334,000,000.00	
Subtotal					407,000,000.00	334,000,000.00	337,500,000.00
Federal Agency Coupon Securities							
3130ATUQ8	3955	Federal Home Loan Bank	4.750	12/12/2022	9,993,800.00	0.00	
Subtotal					9,993,800.00	0.00	1,004,172,987.09
Treasury Coupon Securities							
Subtotal							170,125,787.08
Medium Term Notes							
06406RAS6	3949	Bank of New York Mellon Corp	0.500	12/12/2022	5,668,458.00	0.00	

**Stanislaus County Pool FY 2023
Portfolio Management
Activity By Type
December 1, 2022 through December 31, 2022**

CUSIP	Investment #	Issuer	Stated Rate	Transaction Date	Purchases or Deposits	Redemptions or Withdrawals	Balance
Medium Term Notes							
17325FAS7	3950	Citibank, N.A.,	3.650	12/12/2022	19,761,000.00	0.00	
20826FAT3	3953	ConocoPhillips Company	2.125	12/12/2022	4,008,273.70	0.00	
02665WBP5	3952	American Honda Finance	2.900	12/12/2022	2,087,101.40	0.00	
459200HU8	3951	International Business Machine	3.625	12/12/2022	8,505,515.25	0.00	
48133PCS0	3960	JP Morgan Chase Bank	5.050	12/13/2022	15,000,000.00	0.00	
713448CM8	3957	Pepsico	3.600	12/13/2022	9,873,500.00	0.00	
89236THU2	3956	Toyota Motor Credit Corp	0.450	12/13/2022	4,776,150.00	0.00	
91159HHV5	3954	US Bank NA	3.375	12/12/2022	2,458,822.50	0.00	
		Subtotal			72,138,820.85	0.00	487,176,807.65
Municipal Bonds							
		Subtotal					3,000,000.00
		Total			715,399,148.63	394,000,000.00	2,446,540,706.81