

**THE BOARD OF SUPERVISORS OF THE COUNTY OF STANISLAUS
BOARD ACTION SUMMARY**

DEPT: Treasurer / Tax Collector

BOARD AGENDA: 6.B.6
AGENDA DATE: October 17, 2023

SUBJECT:

Acceptance of the Stanislaus County Treasury Pool July 2023 Monthly Investment Report


BOARD ACTION AS FOLLOWS:

RESOLUTION NO. 2023-0526

On motion of Supervisor Chiesa Seconded by Supervisor Grewal
and approved by the following vote,
Ayes: Supervisors: B. Condit, Chiesa, Withrow, Grewal, and Chairman C. Condit
Noes: Supervisors: None
Excused or Absent: Supervisors: None
Abstaining: Supervisor: None

- 1) Approved as recommended
- 2) Denied
- 3) Approved as amended
- 4) Other:

MOTION:

ATTEST: 
ELIZABETH A. KING, Clerk of the Board of Supervisors

File No.

**THE BOARD OF SUPERVISORS OF THE COUNTY OF STANISLAUS
AGENDA ITEM**

DEPT: Treasurer / Tax Collector

BOARD AGENDA:6.B.6
AGENDA DATE: October 17, 2023

CONSENT:

CEO CONCURRENCE: YES

4/5 Vote Required: No

SUBJECT:

Acceptance of the Stanislaus County Treasury Pool July 2023 Monthly Investment Report

STAFF RECOMMENDATION:

1. Accept the July 2023 Investment Report for the Stanislaus County Treasury Pool.
2. Authorize the Chairman of the Board of Supervisors to sign on behalf of the Board that the report has been reviewed and accepted.

DISCUSSION:

On April 16, 1996, the Board of Supervisors enacted Code Sections 2.30.010 through 2.30.040. This provided for a comprehensive policy of investment delegation and oversight, including:

- Delegation of day-to-day investment to the County Treasurer-Tax Collector
- Qualifications for the Office of County Treasurer-Tax Collector
- Establishment of a Treasury Pool Oversight Committee

On June 20, 2023, the Board of Supervisors reviewed and adopted revisions to the Investment Policy (Policy), effective July 1, 2023. Revisions to the Policy were prepared by the Stanislaus County Treasurer-Tax Collector and reviewed for conformity with California State law by the Treasury Oversight Committee members comprised of the County Auditor-Controller, the County Superintendent of Schools' designee, and a member of the public, who is familiar with investments.

The Policy includes language that mandates the preparation of the monthly report and provides guidelines for its contents. Each monthly report contains a summary, with sufficient detail to show investment activity and compliance with legal and policy directives. The report is prepared by the Stanislaus County Treasurer-Tax Collector's Office, reviewed by the Treasurer-Tax Collector for conformity with the Stanislaus County Treasury Pool Investment Policy and distributed to the Treasury Pool Oversight Committee.

The Stanislaus County Treasury Pool yield to maturity for July 2023 was 2.501%. The Average-Days-to-Maturity was 447 days. With the current cash flow and investment schedule, the Treasury is projecting sufficient cash to meet historical cash needs for the next six months, through the end of January 2024.

To provide additional information regarding the composition of the Treasury Pool and the diversity of holdings, the Treasurer-Tax Collector's monthly investment report includes the composition of the pool, as provided by the Auditor-Controller, a comparison of the Treasury Pool investment holdings year-on-year, and a comparison of the Stanislaus County Treasury Pool to similar investment pools in the eight comparable counties. It should be noted that differences in size, cash flow, need, and composition of funds impact the strategy used and that earnings rates will fluctuate over time.

Upon acceptance and signature of the Chairman, the report can be viewed on the Stanislaus County Treasurer-Tax Collector's Office website at:

<http://www.stancounty.com/tr-tax/treasury.shtm>.

POLICY ISSUE:

Section 27133(e) of the State of California Government Code requires that the Treasurer of any county having an Oversight Committee prepare an investment report for said Committee. Section 2.30.040 of the Stanislaus County Code establishes the Treasury Oversight Committee and the Stanislaus County Investment Policy further mandates preparation, review, and acceptance of the investment report.

FISCAL IMPACT:

Costs associated with administration of the Pool, including the cost to produce the Monthly Investment Report (estimated at \$800 per month) are deducted from interest earnings before distribution is made to the participating agencies' funds.

BOARD OF SUPERVISORS' PRIORITY:

The recommended actions are consistent with the Board's priority of *Delivering Efficient Public Services* by providing transparency and adherence to the law through the issuance of monthly investment reports.

STAFFING IMPACT:

There is no staffing impact associated with acceptance of the Treasury Pool's Monthly Investment Report. Existing Department staff prepares the monthly report.

CONTACT PERSON:

Donna Riley, Treasurer-Tax Collector

Telephone: (209) 525-4466

ATTACHMENT(S):

1. July 2023 Treasury Investment Pool Report



OFFICE OF TREASURER/TAX COLLECTOR

Donna Riley
Treasurer/Tax Collector

PO Box 3052, Modesto, CA 95353-0859
Phone: 209.525.6524 Fax: 209.525-4333

Stanislaus County Treasury – Pooled Investments
Monthly Investment Report
July 2023

The Stanislaus County Treasury Pool yield to maturity for July was 2.501%, with an Average-Days-to-Maturity of 447 days.

With the current cash flow and investment schedule, the Pool will have sufficient cash to meet the historical cash needs for the next six months, through the end of January 2024, as noted below.


Month	Projected			Maturities	Projected Surplus/(Deficit)
	Revenue	Expenditures	Net Cash Flow		
23-Aug	\$237,169,984	(\$250,033,020)	(\$156,394,181)	\$504,404,613	\$348,010,432
23-Sep	\$317,157,486	(\$254,343,750)	(\$12,863,036)	\$54,256,669	\$41,393,633
23-Oct	\$267,536,313	(\$261,043,722)	\$62,813,736	\$78,572,615	\$141,386,351
23-Nov	\$321,172,602	(\$264,183,637)	\$6,492,590	\$80,000,000	\$86,492,590
23-Dec	\$515,715,719	(\$274,634,572)	\$56,988,966	\$26,250,000	\$83,238,966
24-Jan	\$224,524,810	(\$313,867,086)	\$241,081,147	\$39,575,000	\$280,656,147

Both the Assistant Treasurer/Tax Collector and Treasurer/Tax Collector have reviewed the portfolio for compliance with the investment policy and the US Bank custodial statement for accuracy and completeness. The custodial statement is the source of market valuation for securities held by our custodial agent. All other securities are valued at cost.

The Treasury Monthly Investment Report for July 2023 has been provided to the Treasury Oversight Committee members for review.

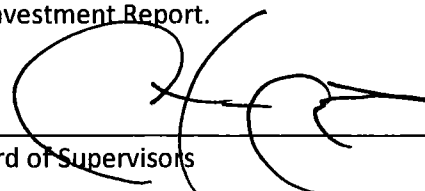

Dolores Sarenana, Assistant Treasurer/Tax Collector

9/5/2023
Date


Donna Riley, Treasurer/Tax Collector

09/05/2023
Date

The County of Stanislaus Board of Supervisors has reviewed and accepted the July 2023 Treasurer's Monthly Investment Report.


Chair, Board of Supervisors

10/17/23
Date



Stanislaus County Treasury - Pooled Investments Investment Pool Summary July 31, 2023

CASHFLOW:	JULY 2023	YTD FY 2024	JULY 2022	YTD FY 2023
BEG. CASH BALANCE	\$ 2,691,900,459.20	\$ 2,691,900,459.20	\$ 2,194,390,009.89	\$ 2,194,390,009.89
RECEIPTS	210,959,798.79	210,959,798.79	111,228,168.97	111,228,168.97
DISBURSEMENTS	(389,805,647.74)	(389,805,647.74)	(354,475,827.46)	(354,475,827.46)
ENDING CASH BALANCE	\$ 2,513,054,610.25	\$ 2,513,054,610.25	\$ 1,951,142,351.40	\$ 1,951,142,351.40

INTEREST INCOME:	JULY 2023	YTD FY 2024	JULY 2022	YTD FY 2023
INTEREST RECEIVED	\$ 6,450,570.47	\$ 6,450,570.47	\$ 1,160,119.84	\$ 1,160,119.84
TREASURY EXPENSE	(51,202.47)	(51,202.47)	(40,595.63)	(40,595.63)
AUDITOR EXPENSE	(9,823.77)	(9,823.77)	(36,394.66)	(36,394.66)
NET DISTRIBUTION	\$ 6,389,544.23	\$ 6,389,544.23	\$ 1,083,129.55	\$ 1,083,129.55

	ORACLE BOOK VALUE	MARKET VALUE	MAX INVEST. AS % OF TOTAL	ORACLE BOOK VALUE AS % OF TOTAL	MAX DAYS TO MATURE	AVG DAYS TO MATURE	YTM 360 EQUIV.
BALANCE - 07/31/2023							
NEGOTIABLE CERT. OF DEPOSIT	\$ 65,671,932.99	\$ 65,568,657.30	30.00%	2.64%	1,825	153	5.580%
COMMERCIAL PAPER	106,909,088.89	108,989,200.00	40.00%	4.30%	270	60	5.437%
MANAGED POOL - CAMP AGENCIES	381,250,000.00	381,250,000.00		15.34%		1	5.267%
AGENCIES	1,013,719,481.07	949,229,697.34		40.77%	1,825	601	0.902%
AGENCIES - AMORTIZING	4,909,618.06	4,995,100.00		0.20%	1,825	7	4.905%
TREASURIES	284,655,316.91	275,515,550.00		11.45%	1,825	512	2.582%
TREASURIES - AMORTIZING	134,908,539.59	135,845,450.00		5.43%	1,825	205	5.216%
MEDIUM TERM NOTES	491,085,645.11	460,503,749.18	30.00%	19.75%	1,825	632	1.779%
MUNICIPAL BONDS	3,000,000.00	2,872,557.50		0.12%	1,825	336	0.492%
TOTAL INVESTMENTS	\$ 2,486,109,622.62	\$ 2,384,769,961.32		100.00%		447	2.501%
BOOK CASH BALANCE	26,944,987.63	26,944,987.63					
TOTAL	\$ 2,513,054,610.25	\$ 2,411,714,948.95					

BOOK & BANK BALANCE RECONCILIATION:

ORACLE FMS ENDING BOOK CASH BALANCE	\$ 26,806,382.56
TREASURY DEPOSITS IN TRANSIT (VAULT)	138,605.07
BANK RETURNED CHECKS	0.00
BOOK CASH BALANCE	\$ 26,944,987.63
UNRECORDED BANK ITEMS	
TREASURY/TAXES CREDIT CARD REVENUE	(653,768.98)
TREASURY DEPOSITS IN TRANSIT (CASH/COIN SHIPMENTS)	(81,000.00)
TREASURY CASH ON HAND (VAULT)	(138,605.07)
UNRECORDED BOOK ITEMS	
BANK CREDITS/REVENUE	814,777.44
BANK DEBITS/WITHDRAWALS	(18,115,823.67)
BANK RETURNED CHECKS	(25.00)
BANK CASH BALANCE	\$ 8,770,542.35

ORACLE FMS TOTAL INVESTMENTS RECONCILIATION:

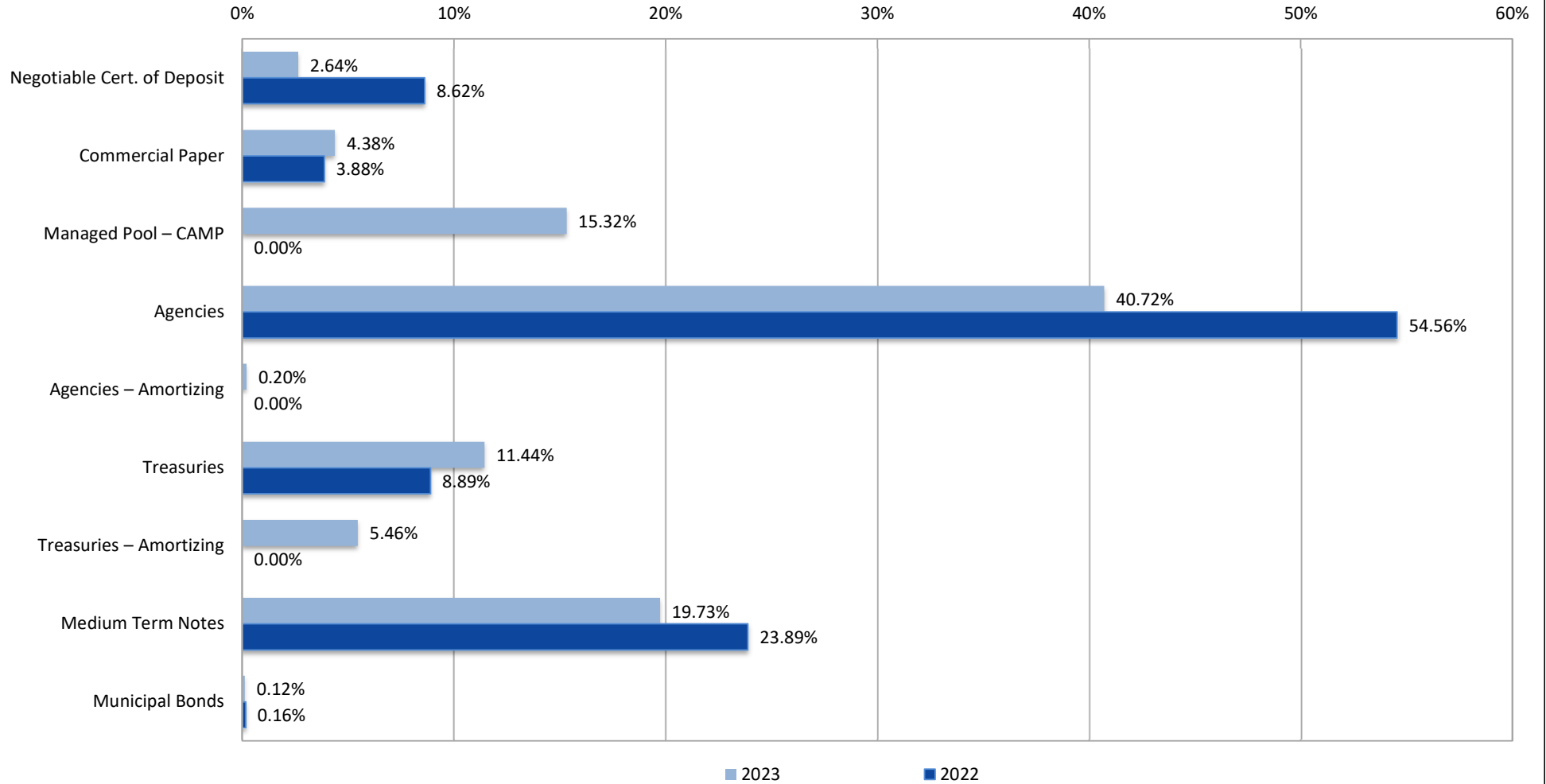
POOLED CASH - ALL FUNDS ON DEPOSIT	\$ 2,469,763,269.63
OUTSTANDING CHECKS/TRANSACTIONS	36,840,770.15
UNDISTRIBUTED YTD INTEREST (<i>Lags one month for distribution</i>)	6,450,570.47
TOTAL CASH & INVESTMENTS	\$ 2,513,054,610.25

POOLED CASH PARTICIPANT DETAIL

COUNTY	35.08%	\$ 866,325,507.14
SCHOOL DISTRICTS	63.08%	1,557,944,803.74
SPECIAL DISTRICTS	1.84%	45,492,958.75
TOTAL	100.00%	\$ 2,469,763,269.63

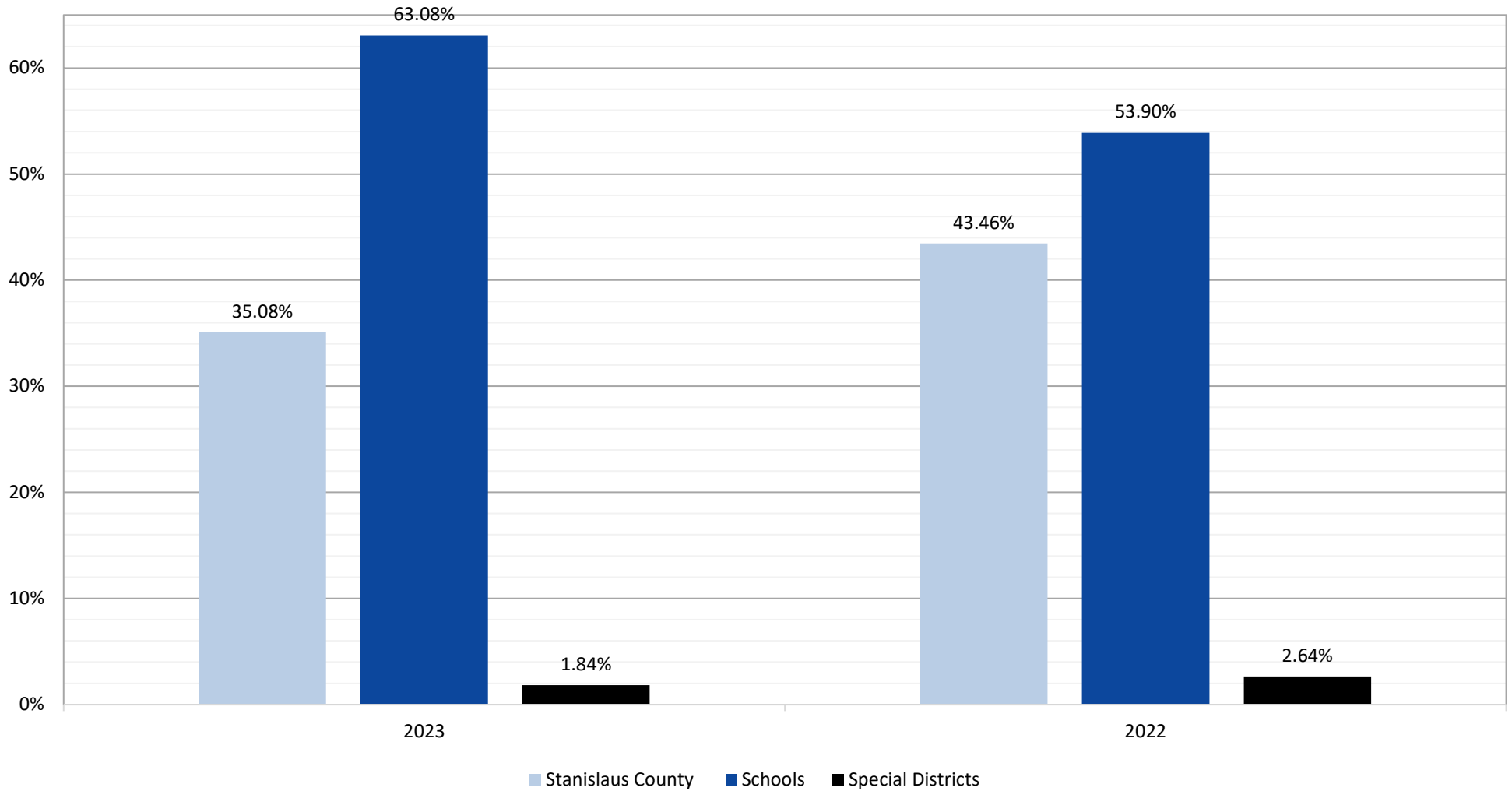


Stanislaus County Treasury - Pooled Investments Change in Asset Distribution Year-On-Year July 31, 2023 vs. July 31, 2022



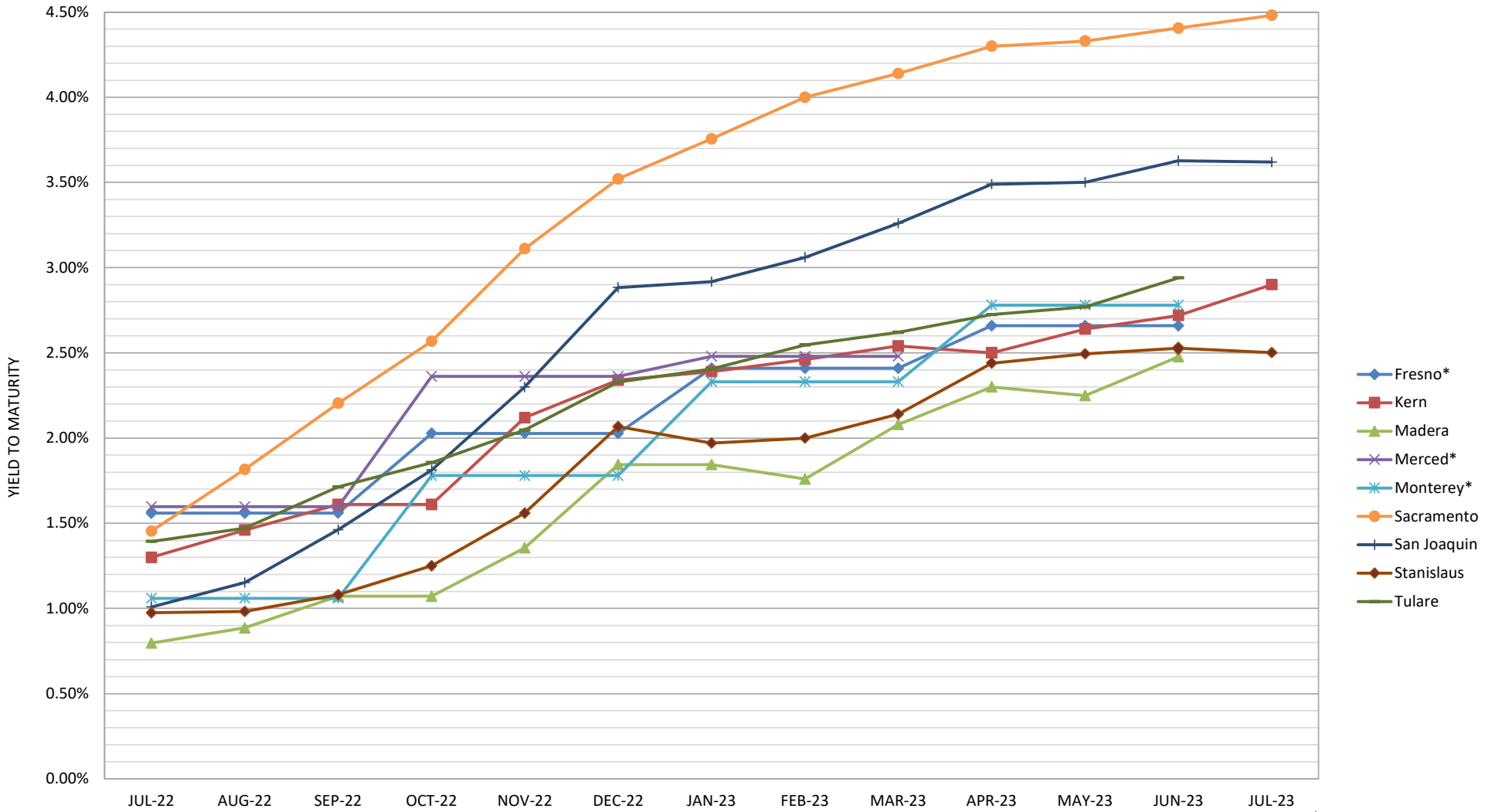


Stanislaus County Treasury - Pooled Investments Pool Participation Year-On-Year July 31, 2023 vs. July 31, 2022





**Stanislaus County Treasury - Pooled Investments
Comparison of Yield to Maturity for the Eight Comparable Counties
July 2022 through July 2023**



*PUBLISHED QUARTERLY



**Stanislaus County Treasury - Pooled Investments
Reconciliation of Received Interest
July 2023**

Date	90110/11 Certificate of Deposit	90115 Commercial Paper	90125 Managed Pool - LAIF	90126 Managed Pool - CAMP	90130/31 Agencies - Coupon & Amortizing	90132/33 Treasuries - Coupon & Amortizing	90140 Medium Term Notes	90145 Municipal Bonds	90103 JPM Checking	Sympro Total	Oracle Cloud	Variance
1										\$ -		\$ -
2										-		-
3				1,967,650.80	75,840.28				17,443.99	2,060,935.07	2,060,935.07	-
4										-		-
5										-		-
6										-		-
7										-		-
8										-		-
9										-		-
10	87,986.10				28,750.00		457,043.75			573,779.85	573,293.75	486.10
11							11,250.00			11,250.00	11,736.10	(486.10)
12										187,500.00	187,500.00	-
13						589,666.67				589,666.67	589,666.67	-
14										-		-
15										-		-
16										-		-
17						36,155.75	70,000.00			106,155.75	106,155.75	-
18										-		-
19										-		-
20										-		-
21					62,500.00					62,500.00	62,500.00	-
22										-		-
23										-		-
24							460,802.23			460,802.23	460,802.23	-
25		85,416.67				76,688.89				162,105.56	162,105.56	-
26										-		-
27	694,200.00									694,200.00	694,200.00	-
28		669,333.33								669,333.33	669,333.33	-
29										-		-
30										-		-
31					49,998.31	798,083.91	24,259.79			872,342.01	872,342.01	-
TOTAL	\$ 782,186.10	\$ 754,750.00	\$ -	\$ 1,967,650.80	\$ 217,088.59	\$ 1,500,595.22	\$ 1,023,355.77	\$ -	\$ 17,443.99	\$ 6,450,570.47	\$ 6,450,570.47	\$ (0.00)



**Stanislaus County Pool FY 2024
Portfolio Management
Portfolio Summary
July 31, 2023**

Investments	Par Value	Market Value	Book Value	% of Portfolio	Term	Days to Maturity	YTM 360 Equiv.
Negotiable CDs	65,610,000.00	65,568,657.30	65,671,607.89	2.64	332	153	5.580
Commercial Paper Disc. -Amortizing	110,000,000.00	108,989,200.00	109,019,938.88	4.38	193	60	5.437
Managed Pool Account - CAMP	381,250,000.00	381,250,000.00	381,250,000.00	15.32	1	1	5.267
Federal Agency Coupon Securities	1,013,649,000.00	949,229,697.34	1,013,719,481.07	40.72	1,475	601	0.902
Federal Agency Disc. -Amortizing	5,000,000.00	4,995,100.00	4,995,381.94	0.20	137	7	4.905
Treasury Coupon Securities	290,000,000.00	275,515,550.00	284,655,316.91	11.44	915	512	2.582
Treasury Discounts -Amortizing	140,000,000.00	135,845,450.00	135,915,645.85	5.46	259	205	5.216
Medium Term Notes	490,814,000.00	460,503,749.18	491,085,645.11	19.73	1,297	632	1.779
Municipal Bonds	3,000,000.00	2,872,557.50	3,000,000.00	0.12	1,426	336	0.492
	2,499,323,000.00	2,384,769,961.32	2,489,313,017.65	100.00%	994	447	2.501

Total Earnings	July 31 Month Ending	Fiscal Year To Date
Current Year	5,652,690.28	5,652,690.28
Average Daily Balance	2,593,416,192.56	2,593,416,192.56
Effective Rate of Return	2.57%	2.57%

Stanislaus County Pool FY 2024
Portfolio Management
Portfolio Details - Investments
July 31, 2023

CUSIP	Investment #	Issuer	Average Balance	Purchase Date	Par Value	Market Value	Book Value	Stated Rate	YTM 360	YTM 365	Days to Maturity	Maturity Date
Negotiable CDs												
63873QZB3	3958	Natixis Banque Popular NY		12/12/2022	25,000,000.00	24,981,750.00	25,000,000.00	5.490	5.490	5.566	87	10/27/2023
63873QZA5	3959	Natixis Banque Popular NY		12/12/2022	25,000,000.00	24,978,000.00	25,000,000.00	5.550	5.550	5.627	106	11/15/2023
96130AUE6	3989	Westpac Capital		07/25/2023	15,610,000.00	15,608,907.30	15,671,607.89	5.900	5.770	5.850	335	07/01/2024
Subtotal and Average			77,571,039.69		65,610,000.00	65,568,657.30	65,671,607.89		5.580	5.657	153	
Commercial Paper Disc. -Amortizing												
63873KVE4	3934	Natixis Banque Popular NY		11/18/2022	20,000,000.00	19,961,400.00	19,962,661.11	5.170	5.402	5.477	13	08/14/2023
47816GVP1	3966	Johnsone & Johnson		03/24/2023	10,000,000.00	9,967,400.00	9,970,544.44	4.820	4.920	4.988	22	08/23/2023
63873KW11	3947	Natixis Banque Popular NY		12/06/2022	20,000,000.00	19,906,600.00	19,910,444.44	5.200	5.445	5.521	31	09/01/2023
62479MXA6	3977	MUFG Bank LTD/NY		06/05/2023	20,000,000.00	19,786,200.00	19,790,000.00	5.400	5.505	5.581	70	10/10/2023
63873KY92	3978	Natixis Banque Popular NY		06/05/2023	20,000,000.00	19,690,000.00	19,699,444.45	5.410	5.541	5.618	100	11/09/2023
62479MYD9	3976	MUFG Bank LTD/NY		06/05/2023	20,000,000.00	19,677,600.00	19,686,844.44	5.420	5.555	5.632	104	11/13/2023
Subtotal and Average			130,030,751.26		110,000,000.00	108,989,200.00	109,019,938.88		5.437	5.513	60	
Managed Pool Account - LAIF												
SYS61	61	Local Agency Investment Fund			0.00	0.00	0.00	2.080	2.052	2.080	1	
Subtotal and Average			0.00		0.00	0.00	0.00		0.000	0.000	0	
Managed Pool Account - CAMP												
CAMP	62	California Asset Management Pr			381,250,000.00	381,250,000.00	381,250,000.00	5.340	5.267	5.340	1	
Subtotal and Average			442,951,612.90		381,250,000.00	381,250,000.00	381,250,000.00		5.267	5.340	1	
Federal Agency Coupon Securities												
3135G05R0	3698	Federal National Mortgage Asso		08/12/2020	10,000,000.00	9,988,100.00	9,999,916.51	0.300	0.329	0.334	9	08/10/2023
3135G05T6	3803	Federal National Mortgage Asso		06/25/2021	15,000,000.00	14,967,150.00	15,000,435.45	0.350	0.284	0.288	17	08/18/2023
3135G0U43	3646	Federal National Mortgage Asso		10/30/2019	15,000,000.00	14,958,300.00	15,019,748.92	2.875	1.653	1.676	42	09/12/2023
3130AK6F8	3724	Federal Home Loan Bank		09/21/2020	10,000,000.00	9,924,900.00	9,999,652.78	0.230	0.252	0.255	51	09/21/2023
3130AK6F8	3725	Federal Home Loan Bank		09/21/2020	5,000,000.00	4,962,450.00	4,999,884.26	0.230	0.243	0.247	51	09/21/2023
3130AKAF3	3730	Federal Home Loan Bank		10/05/2020	14,000,000.00	13,867,000.00	13,998,880.00	0.220	0.262	0.265	65	10/05/2023
3133EK4X1	3650	Federal Farm Credit Bank		11/01/2019	10,000,000.00	9,906,600.00	9,998,581.25	1.600	1.636	1.659	92	11/01/2023
3133ENGW4	3869	Federal Farm Credit Bank		12/13/2021	10,000,000.00	9,818,700.00	9,998,075.00	0.660	0.703	0.713	134	12/13/2023
3133EMN81	3813	Federal Farm Credit Bank		06/30/2021	15,000,000.00	14,674,950.00	14,998,147.94	0.310	0.336	0.340	150	12/29/2023
3134GWSK3	3711	Federal Home Loan Mortgage Co		09/03/2020	15,000,000.00	14,548,500.00	15,000,000.00	0.400	0.395	0.400	209	02/26/2024
3133EL6H2	3716	Federal Farm Credit Bank		09/08/2020	10,000,000.00	9,688,900.00	9,999,152.07	0.360	0.369	0.374	216	03/04/2024
3130ATUQ8	3955	Federal Home Loan Bank		12/12/2022	10,000,000.00	9,963,900.00	9,996,983.41	4.750	4.737	4.803	220	03/08/2024
3135GAFP1	3969	Federal National Mortgage Asso		03/30/2023	5,000,000.00	4,978,350.00	5,005,055.56	5.200	5.128	5.200	240	03/28/2024
3130AQB93	3867	Federal Home Loan Bank		12/17/2021	15,000,000.00	14,494,500.00	15,000,000.00	0.880	0.868	0.880	260	04/17/2024
3135GA3C3	3740	Federal National Mortgage Asso		11/17/2020	15,000,000.00	14,378,550.00	15,000,000.00	0.350	0.345	0.350	290	05/17/2024

**Stanislaus County Pool FY 2024
Portfolio Management
Portfolio Details - Investments
July 31, 2023**

CUSIP	Investment #	Issuer	Average Balance	Purchase Date	Par Value	Market Value	Book Value	Stated Rate	YTM 360	YTM 365	Days to Maturity	Maturity Date
Federal Agency Coupon Securities												
3135GA4S7	3743	Federal National Mortgage Asso		11/20/2020	5,000,000.00	4,793,800.00	5,000,000.00	0.375	0.370	0.375	290	05/17/2024
3130AKFU5	3744	Federal Home Loan Bank		11/24/2020	17,800,000.00	17,046,882.00	17,797,889.00	0.350	0.360	0.365	297	05/24/2024
3134GXDK7	3746	Federal Home Loan Mortgage Co		11/30/2020	14,400,000.00	13,803,696.00	14,400,000.00	0.325	0.321	0.325	303	05/30/2024
3134GWJ64	3717	Federal Home Loan Mortgage Co		09/10/2020	10,000,000.00	9,559,400.00	10,000,000.00	0.400	0.395	0.400	314	06/10/2024
3134GXDL5	3748	Federal Home Loan Mortgage Co		12/10/2020	3,000,000.00	2,872,380.00	3,000,000.00	0.350	0.345	0.350	314	06/10/2024
3134GXDL5	3749	Federal Home Loan Mortgage Co		12/10/2020	6,200,000.00	5,936,252.00	6,200,000.00	0.350	0.345	0.350	314	06/10/2024
3134GXDL5	3750	Federal Home Loan Mortgage Co		12/10/2020	15,800,000.00	15,127,868.00	15,800,000.00	0.350	0.345	0.350	314	06/10/2024
3130A1XJ2	3645	Federal Home Loan Bank		10/25/2019	20,000,000.00	19,566,400.00	20,208,504.13	2.875	1.603	1.625	318	06/14/2024
3133EMAB8	3722	Federal Farm Credit Bank		09/17/2020	10,000,000.00	9,550,000.00	9,998,829.63	0.390	0.398	0.403	321	06/17/2024
31422BE89	3738	Farmer Mac		11/06/2020	10,000,000.00	9,561,100.00	10,009,125.11	0.420	0.312	0.316	323	06/19/2024
3130AMU34	3800	Federal Home Loan Bank		06/24/2021	20,000,000.00	19,071,000.00	19,980,859.26	0.330	0.431	0.437	328	06/24/2024
3134GV3A4	3714	Federal Home Loan Mortgage Co		09/04/2020	8,000,000.00	7,643,520.00	8,003,489.32	0.500	0.446	0.452	335	07/01/2024
3135GOV75	3979	Federal National Mortgage Asso		06/09/2023	5,000,000.00	4,833,950.00	4,852,730.93	1.750	5.091	5.162	336	07/02/2024
3130ALRX4	3872	Federal Home Loan Bank		12/20/2021	11,500,000.00	10,961,110.00	11,461,747.38	0.500	0.848	0.860	342	07/08/2024
3135GAH79	3973	Federal National Mortgage Asso		04/26/2023	25,000,000.00	24,724,750.00	25,000,000.00	4.700	4.640	4.705	388	08/23/2024
3136G4Z71	3710	Federal National Mortgage Asso		09/02/2020	10,000,000.00	9,464,700.00	10,000,000.00	0.450	0.444	0.450	391	08/26/2024
3130AJZH5	3712	Federal Home Loan Bank		09/04/2020	3,000,000.00	2,839,050.00	2,999,797.98	0.450	0.450	0.456	392	08/27/2024
3133EL6V1	3719	Federal Farm Credit Bank		09/14/2020	10,000,000.00	9,443,200.00	9,997,777.16	0.430	0.444	0.450	406	09/10/2024
3130A2UW4	3644	Federal Home Loan Bank		10/25/2019	20,000,000.00	19,455,600.00	20,255,148.81	2.875	1.657	1.680	409	09/13/2024
3130AQD59	3879	Federal Home Loan Bank		12/30/2021	5,000,000.00	4,742,150.00	5,000,634.85	1.000	0.975	0.989	426	09/30/2024
3134GWUX2	3728	Federal Home Loan Mortgage Co		09/30/2020	22,550,000.00	21,229,923.00	22,545,078.93	0.375	0.389	0.394	426	09/30/2024
3133EMCN0	3734	Federal Farm Credit Bank		10/15/2020	5,000,000.00	4,697,300.00	4,997,739.58	0.400	0.432	0.438	441	10/15/2024
3130AKEV4	3877	Federal Home Loan Bank		12/29/2021	5,000,000.00	4,685,900.00	4,962,831.90	0.400	0.987	1.001	461	11/04/2024
3133ENGN4	3866	Federal Farm Credit Bank		12/09/2021	15,000,000.00	14,107,350.00	15,000,000.00	0.970	0.957	0.970	496	12/09/2024
3130AMZP0	3816	Federal Home Loan Bank		06/30/2021	15,000,000.00	13,920,750.00	14,997,741.46	0.650	0.651	0.660	577	02/28/2025
3133EMJP8	3754	Federal Farm Credit Bank		12/10/2020	20,000,000.00	18,501,400.00	20,000,000.00	0.490	0.483	0.490	587	03/10/2025
3130AMX80	3818	Federal Home Loan Bank		06/30/2021	4,950,000.00	4,584,195.00	4,950,000.00	0.670	0.661	0.670	605	03/28/2025
3130AN4X5	3820	Federal Home Loan Bank		07/01/2021	15,000,000.00	13,889,100.00	15,000,000.00	0.670	0.661	0.670	609	04/01/2025
31422BYS3	3804	Farmer Mac.		06/25/2021	17,753,000.00	16,454,012.99	17,743,905.15	0.650	0.671	0.680	636	04/28/2025
3133EMH47	3799	Federal Farm Credit Bank		06/24/2021	20,000,000.00	18,348,000.00	19,981,145.25	0.600	0.642	0.651	685	06/16/2025
3135GAAZ4	3757	Federal National Mortgage Asso		12/24/2020	8,000,000.00	7,345,520.00	8,000,000.00	0.500	0.493	0.500	693	06/24/2025
3130AQFX6	3881	Federal Home Loan Bank		12/30/2021	10,500,000.00	9,763,950.00	10,500,000.00	1.180	1.164	1.180	699	06/30/2025
3136G4A86	3688	Federal National Mortgage Asso		07/21/2020	25,000,000.00	22,909,000.00	24,965,486.11	0.500	0.563	0.571	720	07/21/2025
3133ELZ80	3693	Federal Farm Credit Bank		07/29/2020	25,000,000.00	22,890,000.00	25,000,000.00	0.580	0.572	0.580	728	07/29/2025
3133EL2S2	3694	Federal Farm Credit Bank		08/04/2020	10,000,000.00	9,171,400.00	10,000,000.00	0.670	0.661	0.670	734	08/04/2025
3134GWJW7	3695	Federal Home Loan Mortgage Co		08/04/2020	15,000,000.00	13,740,000.00	15,000,000.00	0.550	0.542	0.550	734	08/04/2025
3136G4Q48	3702	Federal National Mortgage Asso		08/19/2020	10,000,000.00	9,154,900.00	9,995,900.00	0.600	0.612	0.620	749	08/19/2025
3136G4M34	3703	Federal National Mortgage Asso		08/19/2020	5,000,000.00	4,563,100.00	5,000,000.00	0.450	0.444	0.450	749	08/19/2025

Stanislaus County Pool FY 2024
Portfolio Management
Portfolio Details - Investments
July 31, 2023

CUSIP	Investment #	Issuer	Average Balance	Purchase Date	Par Value	Market Value	Book Value	Stated Rate	YTM 360	YTM 365	Days to Maturity	Maturity Date
Federal Agency Coupon Securities												
3133EL4W1	3715	Federal Farm Credit Bank		09/04/2020	10,000,000.00	9,151,600.00	9,997,922.95	0.610	0.612	0.620	755	08/25/2025
3135G05X7	3708	Federal National Mortgage Asso		08/27/2020	10,000,000.00	9,118,300.00	9,980,634.48	0.375	0.463	0.470	755	08/25/2025
3136G4X57	3713	Federal National Mortgage Asso		09/04/2020	7,441,000.00	6,811,863.45	7,441,000.00	0.625	0.616	0.625	755	08/25/2025
3130AJZ36	3707	Federal Home Loan Bank		08/27/2020	10,000,000.00	9,136,400.00	9,995,855.56	0.600	0.612	0.620	757	08/27/2025
3130ANW48	3831	Federal Home Loan Bank		08/30/2021	15,000,000.00	13,759,500.00	15,000,000.00	0.730	0.720	0.730	757	08/27/2025
3136G4N33	3704	Federal National Mortgage Asso		08/27/2020	5,000,000.00	4,564,200.00	5,000,000.00	0.500	0.528	0.536	757	08/27/2025
3136G4S87	3705	Federal National Mortgage Asso		08/27/2020	5,000,000.00	4,578,750.00	5,000,000.00	0.650	0.641	0.650	757	08/27/2025
3130AK4T0	3718	Federal Home Loan Bank		09/11/2020	5,000,000.00	4,566,300.00	4,997,888.89	0.580	0.592	0.600	772	09/11/2025
3134GWL38	3721	Federal Home Loan Mortgage Co		09/15/2020	15,000,000.00	13,662,150.00	15,000,000.00	0.540	0.533	0.540	776	09/15/2025
3133EMBJ0	3729	Federal Farm Credit Bank		10/01/2020	5,000,000.00	4,553,000.00	4,997,836.48	0.530	0.543	0.550	790	09/29/2025
3134GWY91	3733	Federal Home Loan Mortgage Co		10/15/2020	5,000,000.00	4,551,550.00	5,000,000.00	0.570	0.562	0.570	806	10/15/2025
3133EMEC2	3739	Federal Farm Credit Bank		11/09/2020	10,000,000.00	9,088,400.00	9,992,138.25	0.530	0.558	0.566	813	10/22/2025
31422B2J8	3735	Farmer Mac		10/29/2020	5,000,000.00	4,532,350.00	4,999,730.67	0.500	0.496	0.502	820	10/29/2025
3135GA2Z3	3741	Federal National Mortgage Asso		11/17/2020	5,000,000.00	4,521,600.00	4,997,131.94	0.560	0.577	0.585	839	11/17/2025
3130AP3H6	3837	Federal Home Loan Bank		09/28/2021	11,150,000.00	10,166,793.00	11,125,113.20	0.750	0.836	0.848	850	11/28/2025
3130ALYU2	3787	Federal Home Loan Bank		04/28/2021	10,000,000.00	9,103,900.00	10,000,000.00	1.000	0.986	1.000	911	01/28/2026
3130ALCV4	3783	Federal Home Loan Bank		04/13/2021	10,000,000.00	9,002,200.00	9,952,558.54	0.750	0.927	0.940	938	02/24/2026
3130ANW22	3832	Federal Home Loan Bank		08/30/2021	15,000,000.00	13,563,450.00	15,000,000.00	0.850	0.838	0.850	939	02/25/2026
3130AKZP4	3773	Federal Home Loan Bank		02/26/2021	15,000,000.00	13,472,400.00	15,000,000.00	0.600	0.592	0.600	940	02/26/2026
3130APE35	3840	Federal Home Loan Bank		09/30/2021	15,000,000.00	13,578,000.00	15,000,000.00	1.000	0.986	1.000	972	03/30/2026
3130AM2J0	3789	Federal Home Loan Bank		04/28/2021	10,000,000.00	9,029,000.00	10,000,000.00	1.050	1.036	1.050	1,001	04/28/2026
3130ALZQ0	3790	Federal Home Loan Bank		04/28/2021	10,000,000.00	9,089,700.00	10,000,000.00	1.250	1.011	1.025	1,001	04/28/2026
3130AM6U1	3791	Federal Home Loan Bank		04/28/2021	10,000,000.00	9,089,700.00	10,000,000.00	1.250	0.986	1.000	1,001	04/28/2026
3130AMKN1	3795	Federal Home Loan Bank		05/27/2021	18,600,000.00	17,044,110.00	18,600,000.00	1.000	0.838	0.850	1,030	05/27/2026
3130AN4T4	3829	Federal Home Loan Bank		08/27/2021	10,000,000.00	9,007,600.00	10,017,930.43	0.875	0.800	0.811	1,046	06/12/2026
3130ANG95	3823	Federal Home Loan Bank		08/24/2021	8,540,000.00	7,650,302.80	8,540,000.00	1.250	1.011	1.025	1,119	08/24/2026
3130ANVS6	3830	Federal Home Loan Bank		08/30/2021	25,000,000.00	22,362,750.00	25,000,000.00	1.000	0.986	1.000	1,121	08/26/2026
3130ANW97	3833	Federal Home Loan Bank		08/30/2021	15,000,000.00	13,521,450.00	15,000,000.00	0.500	0.951	0.964	1,123	08/28/2026
3133EM3Y6	3834	Federal Farm Credit Bank		09/01/2021	15,000,000.00	13,389,150.00	15,000,000.00	0.930	0.917	0.930	1,127	09/01/2026
3130ANWH9	3838	Federal Home Loan Bank		09/28/2021	3,500,000.00	3,135,615.00	3,497,864.59	1.080	1.085	1.100	1,141	09/15/2026
3130APCH6	3839	Federal Home Loan Bank		09/29/2021	15,000,000.00	13,441,500.00	15,000,000.00	1.125	1.110	1.125	1,155	09/29/2026
3133ENDC1	3848	Federal Farm Credit Bank		11/03/2021	10,000,000.00	8,958,600.00	10,000,000.00	1.330	1.312	1.330	1,190	11/03/2026
3133ENDC1	3857	Federal Farm Credit Bank		11/03/2021	10,000,000.00	8,958,600.00	10,000,000.00	1.330	1.312	1.330	1,190	11/03/2026
3130APV51	3861	Federal Home Loan Bank		11/30/2021	6,965,000.00	6,412,954.10	6,965,000.00	1.000	1.941	1.968	1,211	11/24/2026
3130AQ3T8	3860	Federal Home Loan Bank		12/23/2021	5,000,000.00	4,582,500.00	5,000,000.00	1.250	1.618	1.641	1,240	12/23/2026
Subtotal and Average			1,013,733,149.77		1,013,649,000.00	949,229,697.34	1,013,719,481.07	0.902	0.914	0.914	601	

Stanislaus County Pool FY 2024
Portfolio Management
Portfolio Details - Investments
July 31, 2023

CUSIP	Investment #	Issuer	Average Balance	Purchase Date	Par Value	Market Value	Book Value	Stated Rate	YTM 360	YTM 365	Days to Maturity	Maturity Date
Federal Agency Disc. -Amortizing												
313384KD0	3963	Federal Home Loan Bank		03/24/2023	5,000,000.00	4,995,100.00	4,995,381.94	4.750	4.905	4.973	7	08/08/2023
Subtotal and Average			4,985,486.11		5,000,000.00	4,995,100.00	4,995,381.94		4.905	4.973	7	
Treasury Coupon Securities												
912828T26	3801	U S Treasury Securities		06/24/2021	15,000,000.00	14,902,200.00	15,027,004.08	1.375	0.271	0.275	60	09/30/2023
91282CDD0	3962	U S Treasury Securities		03/24/2023	5,000,000.00	4,939,050.00	4,948,838.24	0.375	4.543	4.606	91	10/31/2023
91282CBV2	3814	U S Treasury Securities		06/30/2021	15,000,000.00	14,482,650.00	14,997,366.88	0.375	0.395	0.400	258	04/15/2024
91282CCG4	3802	U S Treasury Securities		06/24/2021	15,000,000.00	14,351,400.00	14,974,034.94	0.250	0.444	0.450	319	06/15/2024
91282XX3	3982	U S Treasury Securities		06/23/2023	20,000,000.00	19,396,200.00	19,429,155.50	2.000	5.180	5.252	334	06/30/2024
91282CCL3	3841	U S Treasury Securities		10/01/2021	15,000,000.00	14,308,650.00	14,987,746.54	0.375	0.455	0.461	349	07/15/2024
912828N9	3883	U S Treasury Securities		12/30/2021	10,000,000.00	9,686,700.00	10,124,302.75	2.125	0.854	0.866	365	07/31/2024
912828Y87	3972	U S Treasury Securities		04/20/2023	50,000,000.00	48,246,000.00	48,616,870.33	1.750	4.567	4.630	365	07/31/2024
91282CDB4	3964	U S Treasury Securities		03/24/2023	5,000,000.00	4,728,150.00	4,803,297.39	0.625	3.970	4.025	441	10/15/2024
912828Z52	3811	U S Treasury Securities		06/30/2021	15,000,000.00	14,185,500.00	15,175,684.71	1.375	0.578	0.586	549	01/31/2025
912828J27	3983	U S Treasury Securities		06/23/2023	20,000,000.00	19,074,200.00	19,292,338.20	2.000	4.835	4.902	564	02/15/2025
912828J27	3985	U S Treasury Securities		06/30/2023	20,000,000.00	19,074,200.00	19,250,177.98	2.000	5.007	5.077	564	02/15/2025
912828ZC7	3812	U S Treasury Securities		06/30/2021	15,000,000.00	14,097,150.00	15,122,458.31	1.125	0.594	0.602	577	02/28/2025
912828ZT0	3828	U S Treasury Securities		08/27/2021	15,000,000.00	13,768,350.00	14,899,218.32	0.250	0.613	0.622	669	05/31/2025
91282CBC4	3817	U S Treasury Securities		06/30/2021	15,000,000.00	13,549,200.00	14,849,031.16	0.375	0.789	0.800	883	12/31/2025
91282CBC4	3827	U S Treasury Securities		08/27/2021	15,000,000.00	13,549,200.00	14,871,224.82	0.375	0.727	0.737	883	12/31/2025
912828Y95	3986	U S Treasury Securities		07/13/2023	25,000,000.00	23,176,750.00	23,286,566.76	1.875	4.281	4.340	1,095	07/31/2026
Subtotal and Average			294,836,474.79		290,000,000.00	275,515,550.00	284,655,316.91		2.582	2.618	512	
Treasury Discounts -Amortizing												
912797GG6	3971	U S Treasury Securities		04/18/2023	50,000,000.00	49,897,500.00	49,904,138.89	4.930	5.081	5.152	14	08/15/2023
912797HA8	3980	U S Treasury Securities		06/13/2023	5,000,000.00	4,948,850.00	4,949,590.28	5.185	5.349	5.423	70	10/10/2023
912797LL9	3981	U S Treasury Securities		06/23/2023	10,000,000.00	9,668,100.00	9,679,625.00	4.950	5.170	5.242	233	03/21/2024
912797GB7	3987	U S Treasury Securities		07/13/2023	25,000,000.00	23,777,000.00	23,794,895.84	5.030	5.303	5.377	345	07/11/2024
912797GB7	3988	U S Treasury Securities		07/13/2023	50,000,000.00	47,554,000.00	47,587,395.84	5.035	5.309	5.382	345	07/11/2024
Subtotal and Average			131,297,451.55		140,000,000.00	135,845,450.00	135,915,645.85		5.216	5.288	205	
Medium Term Notes												
06406RAJ6	3806	Bank of New York Mellon Corp		06/28/2021	10,000,000.00	9,994,100.00	10,008,749.67	3.450	0.285	0.289	10	08/11/2023
89236THF5	3699	Toyota Motor Credit Corp		08/14/2020	5,000,000.00	4,991,500.00	5,000,034.00	0.500	0.474	0.481	13	08/14/2023
14913R2F3	3720	Caterpillar Financial Service		09/14/2020	5,000,000.00	4,969,900.00	5,000,189.12	0.450	0.412	0.418	44	09/14/2023
14912L5X5	3776	Caterpillar Financial Service		04/01/2021	5,000,000.00	4,972,600.00	5,052,391.45	3.750	0.386	0.392	115	11/24/2023
24422EUR8	3709	John Deere		08/28/2020	11,075,000.00	10,971,781.00	11,213,867.53	3.450	0.571	0.579	162	01/10/2024
24422EUR8	3844	John Deere		10/21/2021	3,500,000.00	3,467,380.00	3,543,503.12	3.450	0.604	0.612	162	01/10/2024

**Stanislaus County Pool FY 2024
Portfolio Management
Portfolio Details - Investments
July 31, 2023**

CUSIP	Investment #	Issuer	Average Balance	Purchase Date	Par Value	Market Value	Book Value	Stated Rate	YTM 360	YTM 365	Days to Maturity	Maturity Date
Medium Term Notes												
89236THU2	3956	Toyota Motor Credit Corp		12/13/2022	5,000,000.00	4,894,250.00	4,907,690.72	0.450	4.695	4.760	163	01/11/2024
17325FAS7	3950	Citibank, N.A.,		12/12/2022	20,000,000.00	19,810,800.00	19,897,486.28	3.650	4.695	4.761	175	01/23/2024
91159HHV5	3764	US Bank NA		01/13/2021	2,500,000.00	2,471,350.00	2,530,981.14	3.375	0.538	0.546	188	02/05/2024
91159HHV5	3954	US Bank NA		12/12/2022	2,495,000.00	2,466,407.30	2,478,806.26	3.375	4.618	4.682	188	02/05/2024
459200HU8	3951	International Business Machine		12/12/2022	8,611,000.00	8,517,915.09	8,563,029.55	3.625	4.648	4.712	195	02/12/2024
48133PCS0	3960	JP Morgan Chase Bank		12/13/2022	15,000,000.00	14,969,550.00	15,000,000.00	5.050	4.987	5.056	196	02/13/2024
02665WBP5	3952	American Honda Finance		12/12/2022	2,131,000.00	2,099,951.33	2,110,810.79	2.900	4.651	4.715	199	02/16/2024
713448CM8	3957	Pepsico		12/13/2022	10,000,000.00	9,889,200.00	9,939,349.32	3.600	4.613	4.677	213	03/01/2024
24422EUX5	3793	John Deere		04/22/2021	7,000,000.00	6,877,290.00	7,091,041.39	2.600	0.411	0.417	219	03/07/2024
20826FAT3	3953	ConocoPhillips Company		12/12/2022	4,138,000.00	4,050,936.48	4,074,882.05	2.125	4.693	4.758	220	03/08/2024
89236TJX4	3891	Toyota Motor Credit Corp		04/04/2022	9,000,000.00	8,823,960.00	9,003,347.54	2.500	2.407	2.440	234	03/22/2024
023135CD6	3974	Amazon.com Inc		04/28/2023	5,000,000.00	4,902,050.00	4,933,776.20	2.730	4.790	4.856	256	04/13/2024
06406RAS6	3949	Bank of New York Mellon Corp		12/12/2022	6,000,000.00	5,770,500.00	5,822,148.52	0.500	4.641	4.705	269	04/26/2024
48133DE55	3913	JP Morgan Chase Bank		04/29/2022	5,000,000.00	4,886,500.00	5,000,000.00	3.125	3.082	3.125	272	04/29/2024
46625HJX9	3774	JP Morgan Chase Bank		04/01/2021	2,047,000.00	2,015,619.49	2,094,075.53	3.625	0.645	0.654	286	05/13/2024
04636NAC7	3875	Astrazeneca Finance LLC		12/23/2021	10,000,000.00	9,613,900.00	9,973,185.14	0.700	1.016	1.030	301	05/28/2024
91159HHX1	3727	US Bank NA		09/25/2020	5,575,000.00	5,400,279.50	5,676,299.56	2.400	0.548	0.556	364	07/30/2024
69371RQ25	3890	PACCAR Financial Corp		04/01/2022	6,870,000.00	6,637,656.60	6,838,258.83	2.150	2.575	2.611	380	08/15/2024
30231GBC5	3792	Exxon Mobil Corporation		04/22/2021	10,000,000.00	9,654,900.00	10,143,844.22	2.019	0.613	0.622	381	08/16/2024
06406RAL1	3775	Bank of New York Mellon Corp		04/01/2021	12,000,000.00	11,529,120.00	12,216,700.55	2.100	0.606	0.614	450	10/24/2024
14913Q3B3	3805	Caterpillar Financial Service		06/28/2021	20,000,000.00	19,224,200.00	20,365,751.07	2.150	0.681	0.690	465	11/08/2024
06048WQ52	3880	Bank of America Corp		12/30/2021	4,305,000.00	4,010,150.55	4,297,198.22	1.100	1.224	1.241	481	11/24/2024
21688AAS1	3894	Rabobank		04/06/2022	3,000,000.00	2,829,720.00	2,932,253.27	1.375	2.978	3.019	528	01/10/2025
24422EWB1	3900	John Deere		04/14/2022	10,000,000.00	9,535,000.00	10,000,000.00	2.125	2.096	2.125	584	03/07/2025
254687FN1	3984	Walt Disney Co		06/26/2023	5,000,000.00	4,849,850.00	4,907,350.38	3.350	5.017	5.086	601	03/24/2025
037833DT4	3975	Apple Inc		05/22/2023	3,427,000.00	3,208,186.05	3,235,763.34	1.125	4.398	4.459	649	05/11/2025
91159HHZ6	3767	US Bank NA		01/13/2021	3,753,000.00	3,504,176.10	3,802,142.69	1.450	0.671	0.680	650	05/12/2025
17330FVU2	3914	Citigroup Global Markets		05/27/2022	10,000,000.00	9,537,300.00	10,000,000.00	4.050	3.995	4.050	663	05/25/2025
69353REQ7	3766	PNC Bank NA		01/13/2021	6,450,000.00	6,183,744.00	6,728,196.45	3.250	0.777	0.788	670	06/01/2025
02079KAH0	3700	Alphabet Inc (Google)		08/17/2020	5,000,000.00	4,599,950.00	4,997,979.25	0.450	0.464	0.470	745	08/15/2025
478160CN2	3794	Johnson & Johnson		04/26/2021	10,000,000.00	9,166,000.00	9,965,591.05	0.550	0.796	0.807	762	09/01/2025
478160CN2	3836	Johnson & Johnson		09/08/2021	4,755,000.00	4,358,433.00	4,740,864.41	0.550	0.685	0.695	762	09/01/2025
48128GX54	3736	JP Morgan Chase Bank		10/30/2020	5,000,000.00	4,417,550.00	5,000,000.00	0.750	0.739	0.749	821	10/30/2025
06048WK41	3745	Bank of America		11/25/2020	25,000,000.00	22,396,000.00	25,000,000.00	0.850	0.759	0.770	847	11/25/2025
89236THW8	3770	Toyota Motor Credit Corp		01/13/2021	10,000,000.00	9,032,000.00	9,998,807.17	0.800	0.794	0.805	892	01/09/2026
89236THW8	3784	Toyota Motor Credit Corp		04/14/2021	15,000,000.00	13,548,000.00	14,907,454.68	0.800	1.045	1.060	892	01/09/2026
24422EVK2	3771	John Deere		01/15/2021	5,000,000.00	4,520,050.00	4,994,224.53	0.700	0.738	0.748	898	01/15/2026
24422EVK2	3858	John Deere		11/24/2021	15,000,000.00	13,560,150.00	14,739,068.81	0.700	1.412	1.432	898	01/15/2026

**Stanislaus County Pool FY 2024
Portfolio Management
Portfolio Details - Investments
July 31, 2023**

CUSIP	Investment #	Issuer	Average Balance	Purchase Date	Par Value	Market Value	Book Value	Stated Rate	YTM 360	YTM 365	Days to Maturity	Maturity Date
Medium Term Notes												
037833EB2	3772	Apple Inc		02/08/2021	15,000,000.00	13,552,650.00	14,998,495.89	0.700	0.694	0.704	922	02/08/2026
037833EB2	3786	Apple Inc		04/14/2021	7,899,000.00	7,136,825.49	7,840,825.46	0.700	0.986	1.000	922	02/08/2026
74460WAA5	3871	Public Storage		12/21/2021	10,000,000.00	9,009,100.00	9,880,164.44	0.875	1.343	1.362	929	02/15/2026
808513BF1	3785	Charles Schwab Corp		04/14/2021	19,283,000.00	17,131,017.20	19,199,807.00	0.900	1.003	1.017	953	03/11/2026
89236TJK2	3842	Toyota Motor Credit Corp		10/04/2021	25,000,000.00	22,470,250.00	24,939,225.26	1.125	1.195	1.212	1,052	06/18/2026
63254AAS7	3843	National Australia Bank/NY		10/21/2021	15,000,000.00	13,971,300.00	15,492,981.39	2.500	1.327	1.345	1,076	07/12/2026
06048WN22	3824	Bank of America Corp		08/26/2021	15,000,000.00	12,984,150.00	15,000,000.00	1.250	1.233	1.250	1,121	08/26/2026
48128G4X5	3825	JP Morgan Chase Bank		08/30/2021	15,000,000.00	12,988,200.00	15,000,000.00	1.200	1.184	1.200	1,123	08/28/2026
14913R2U0	3885	Caterpillar Financial Service		01/10/2022	5,000,000.00	4,533,050.00	5,003,783.93	1.700	1.654	1.677	1,256	01/08/2027
14913R2U0	3886	Caterpillar Financial Service		01/10/2022	5,000,000.00	4,533,050.00	5,003,267.94	1.700	1.657	1.680	1,256	01/08/2027
06048WS84	3887	Bank of America Corp		03/02/2022	10,000,000.00	9,064,300.00	10,000,000.00	2.750	2.712	2.750	1,309	03/02/2027
Subtotal and Average			495,010,226.48		490,814,000.00	460,503,749.18	491,085,645.11		1.779	1.803	632	
Municipal Bonds												
13067WRA2	3697	CA St. Dept. of Water Resource		08/06/2020	1,250,000.00	1,229,237.50	1,250,000.00	0.414	0.408	0.414	122	12/01/2023
13067WRB0	3696	CA St. Dept. of Water Resource		08/06/2020	1,750,000.00	1,643,320.00	1,750,000.00	0.560	0.552	0.560	488	12/01/2024
Subtotal and Average			3,000,000.00		3,000,000.00	2,872,557.50	3,000,000.00		0.492	0.499	336	
Total and Average			2,593,416,192.56		2,499,323,000.00	2,384,769,961.32	2,489,313,017.65		2.501	2.535	447	

**Stanislaus County Pool FY 2024
Portfolio Management
Activity By Type
July 1, 2023 through July 31, 2023**

CUSIP	Investment #	Issuer	Stated Rate	Transaction Date	Purchases or Deposits	Redemptions or Withdrawals	Balance
Negotiable CDs							
21684LCJ9	3868	Cooperatieve Rabobank UA	0.700	07/10/2023	0.00	25,000,000.00	
85325VDA5	3945	Standard Chartered Bk NY	5.340	07/27/2023	0.00	20,000,000.00	
96130AUE6	3989	Westpac Capital	5.900	07/25/2023	15,625,883.49	0.00	
Subtotal					15,625,883.49	45,000,000.00	65,671,607.89
Commercial Paper Disc. -Amortizing							
22533UUU5	3937	Credit Agri CIB	5.020	07/28/2023	0.00	20,000,000.00	
62479MUR2	3965	MUFG Bank LTD/NY	5.000	07/25/2023	0.00	5,000,000.00	
Subtotal					0.00	25,000,000.00	109,019,938.88
Managed Pool Account - LAIF (Monthly Summary)							
Subtotal							0.00
Managed Pool Account - CAMP (Monthly Summary)							
CAMP	62	California Asset Management Pr	5.340		99,750,000.00	187,250,000.00	
Subtotal					99,750,000.00	187,250,000.00	381,250,000.00
Federal Agency Coupon Securities							
Subtotal							1,013,719,481.07
Federal Agency Disc. -Amortizing							
Subtotal							4,995,381.94
Treasury Coupon Securities							
91282CCN9	3862	U S Treasury Securities	0.125	07/31/2023	0.00	15,000,000.00	
912828ZY9	3884	U S Treasury Securities	0.125	07/15/2023	0.00	10,000,000.00	
912828Y95	3986	U S Treasury Securities	1.875	07/13/2023	23,256,835.95	0.00	
Subtotal					23,256,835.95	25,000,000.00	284,655,316.91
Treasury Discounts -Amortizing							
912797FZ5	3968	U S Treasury Securities	4.640	07/25/2023	0.00	5,000,000.00	
912796XQ7	3970	U S Treasury Securities	4.880	07/13/2023	0.00	50,000,000.00	
912797GB7	3987	U S Treasury Securities	5.030	07/13/2023	23,728,527.78	0.00	
912797GB7	3988	U S Treasury Securities	5.035	07/13/2023	47,454,527.78	0.00	
Subtotal					71,183,055.56	55,000,000.00	135,915,645.85
Medium Term Notes							

**Stanislaus County Pool FY 2024
Portfolio Management
Activity By Type
July 1, 2023 through July 31, 2023**

CUSIP	Investment #	Issuer	Stated Rate	Transaction Date	Purchases or Deposits	Redemptions or Withdrawals	Balance
Medium Term Notes							
06053FAA7	3777	Bank of America Corp	4.100	07/24/2023	0.00	5,257,000.00	
		Subtotal			0.00	5,257,000.00	491,085,645.11
Municipal Bonds							
		Subtotal					3,000,000.00
		Total			209,815,775.00	342,507,000.00	2,489,313,017.65