

THE BOARD OF SUPERVISORS OF THE COUNTY OF STANISLAUS
BOARD ACTION SUMMARY

DEPT: Treasurer / Tax Collector

BOARD AGENDA: 6.B.7
AGENDA DATE: May 25, 2021

SUBJECT:

Acceptance of the Stanislaus County Treasury Pool March 2021 Monthly Investment Report

BOARD ACTION AS FOLLOWS:

RESOLUTION NO. 2021-0223

On motion of Supervisor Withrow Seconded by Supervisor B. Condit
and approved by the following vote,
Ayes: Supervisors: B. Condit, Withrow, Grewal, C. Condit, and Chairman Chiesa
Noes: Supervisors: None
Excused or Absent: Supervisors: None
Abstaining: Supervisor: None

- 1) Approved as recommended
- 2) Denied
- 3) Approved as amended
- 4) Other:

MOTION:

ATTEST: Kelly Rodriguez
KELLY RODRIGUEZ, Assistant Clerk of the Board of Supervisors

File No.

**THE BOARD OF SUPERVISORS OF THE COUNTY OF STANISLAUS
AGENDA ITEM**

DEPT: Treasurer / Tax Collector

BOARD AGENDA:6.B.7
AGENDA DATE: May 25, 2021

CONSENT:

CEO CONCURRENCE: YES

4/5 Vote Required: No

SUBJECT:

Acceptance of the Stanislaus County Treasury Pool March 2021 Monthly Investment Report

STAFF RECOMMENDATION:

1. Accept the March 2021 Investment Report for the Stanislaus County Treasury Pool.
2. Authorize the Chairman of the Board of Supervisors to sign on behalf of the Board that the report has been reviewed and accepted.

DISCUSSION:

On April 16, 1996, the Board of Supervisors enacted Code Sections 2.30.010 through 2.30.040. This provided for a comprehensive policy of investment delegation and oversight, including:

- Delegation of day-to-day investment to the County Treasurer-Tax Collector;
- Qualifications for the Office of County Treasurer-Tax Collector; and
- Establishment of a Treasury Pool Oversight Committee.

On June 23, 2020, the Board of Supervisors reviewed and adopted revisions to the Investment Policy (Policy), effective July 1, 2020. Revisions to the Policy were prepared by the Stanislaus County Treasurer-Tax Collector and reviewed for conformity with California State law by the Treasury Oversight Committee members comprised of the County Auditor-Controller, the County Superintendent of Schools' designee, and a member of the public familiar with investments.

The Policy includes language that mandates the preparation of the monthly report and provides guidelines for its contents. Each monthly report contains a summary along with sufficient detail to show investment activity and compliance with legal and policy directives. The report is prepared by the Stanislaus County Treasurer-Tax Collector's Office, reviewed by the Treasurer-Tax Collector for conformity with the Stanislaus County Treasury Pool Investment Policy, and distributed to the Treasury Pool Oversight Committee.

The Stanislaus County Treasury Pool yield to maturity for March 2021 was 1.17%. The Average-Days-to-Maturity at the end of March was 684 days. With the current cash flow and investment schedule, the Treasury is projecting sufficient cash to meet historical cash needs for the next six months, through the end of September 2021. To provide

additional information regarding the composition of the Treasury Pool and the diversity of holdings, the Treasurer-Tax Collector's monthly investment report includes the composition of the pool, as provided by the Auditor-Controller, a comparison of the Treasury Pool investment holdings year-on-year, and a comparison of the Stanislaus County Treasury Pool to similar investment pools in the eight comparable counties. It should be noted that differences in size, cash flow, need, and composition of funds greatly impact the strategy used and that earnings rates will fluctuate over time.

Upon acceptance and signature of the Chairman, the report can be viewed on the Stanislaus County Treasurer-Tax Collector's Office website at:

<http://www.stancounty.com/tr-tax/treasury.shtm>.

POLICY ISSUE:

Section 27133(e) of the State of California Government Code requires that the Treasurer of any county having an Oversight Committee prepare an investment report for said Committee. Section 2.30.040 of the Stanislaus County Code establishes the Treasury Oversight Committee and the Stanislaus County Investment Policy further mandates preparation, review, and acceptance of the investment report.

FISCAL IMPACT:

As part of the administration of the Pool, costs associated with the report (estimated at approximately \$800 per month) are deducted from interest earnings before distribution is made to the participating agencies' funds.

BOARD OF SUPERVISORS' PRIORITY:

The recommended actions are consistent with the Board's priority of *Delivering Efficient Public Services and Community Infrastructure* by providing transparency and adherence to the law through the issuance of monthly investment reports.

STAFFING IMPACT:

There is no staffing impact associated with acceptance of the Treasury Pool's March 2021 Monthly Investment Report. Existing Department staff prepares the monthly report.

CONTACT PERSON:

Dolores Sarenana, Assistant Treasurer-Tax Collector Telephone: (209) 525-6400

ATTACHMENT(S):

1. March 2021 Monthly Investment Report



Striving to be the Best

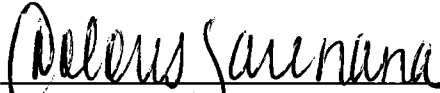
County of Stanislaus Treasury Pool
Monthly Investment Report
March 2021

The Stanislaus County Treasury Pool yield to maturity for March was 1.17%. The Average-Days-to-Maturity at the end of March was 684 days.


With our current cash flow and investment schedule, we will have sufficient cash to meet our historical cash needs for the next six months, through the end of September 2021.

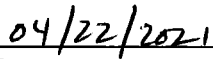
The portfolio has been reviewed by both the Treasurer/Tax Collector and the Assistant Treasurer/Tax Collector for compliance with the investment policy. The MUFG Union Bank custodial statement has been reviewed by both the Treasurer/Tax Collector and the Assistant Treasurer/Tax Collector for accuracy and completeness. The custodial statement is the source of market valuation for securities held by our custodial agent. All other securities are valued at cost.

The Treasury Monthly Investment Report for March 2021 has been forwarded to the Treasury Oversight Committee members.

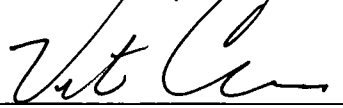

Dolores Sarenana, Assistant Treasurer/Tax Collector

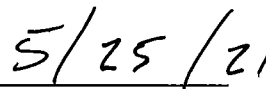

Date


Donna Riley, Treasurer/Tax Collector


Date

The County of Stanislaus Board of Supervisors has reviewed and accepted the March 2021 Treasurer's Monthly Investment Report


Chairman, Board of Supervisors


Date



**STANISLAUS COUNTY
SHORT-TERM INVESTMENT POOL SUMMARY
MARCH 31, 2021**

CASHFLOW:	MARCH 2021	YTD FY 2020/2021	MARCH 2020	YTD FY 2019/2020
BEG. CASH BALANCE	\$ 1,686,494,571.02	\$ 1,588,704,847.52	\$ 1,498,568,251.81	\$ 1,547,839,684.60
RECEIPTS	264,777,029.64	2,510,794,723.52	314,975,158.88	2,356,850,975.52
DISBURSEMENTS	(261,824,444.59)	(2,410,052,414.97)	(258,079,165.97)	(2,349,226,415.40)
ENDING CASH BALANCE	\$ 1,689,447,156.07	\$ 1,689,447,156.07	\$ 1,555,464,244.72	\$ 1,555,464,244.72

INTEREST INCOME:	MARCH 2021	YTD FY 2020/2021	MARCH 2020	YTD FY 2019/2020
INTEREST RECEIVED	\$ 2,514,071.56	\$ 20,387,546.18	\$ 3,947,209.62	\$ 26,934,949.73
TREASURY EXPENSE*	(55,529.61)	(425,215.68)	(62,309.00)	(560,781.00)
AUDITOR EXPENSE*	(28,306.50)	(130,321.39)	(12,969.00)	(116,721.00)
NET DISTRIBUTION	\$ 2,430,235.45	\$ 19,832,009.11	\$ 3,871,931.62	\$ 26,257,447.73

*BASED ON ACTUALS

	DOLLAR COST	MARKET VALUE	MAX INVEST. AS % OF TOTAL	INVESTMENTS AS % OF TOTAL	MAX DAYS TO MATURE	AVG DAYS TO MATURE	YTM 360 EQUIV.
BALANCE - 03/31/2021:							
NEGOTIABLE CERT. OF DEPOSIT	\$ 206,000,000.00	\$ 206,119,870.00	30.00%	12.38%	1,825	109	0.40%
COMMERCIAL PAPER	49,914,500.00	49,967,250.00	40.00%	3.00%	270	144	0.24%
MANAGED POOL - LAIF	75,000,000.00	75,095,238.97		4.51%		1	0.35%
MANAGED POOL - CAMP	643.98	643.98		0.00%		1	0.06%
AGENCIES	665,559,470.07	666,472,352.05		40.01%	1,825	1,189	0.80%
TREASURIES	214,886,296.46	217,176,000.00		12.92%	1,825	178	2.42%
MEDIUM TERM NOTES	413,940,415.52	417,041,546.64	30.00%	24.89%	1,825	665	1.88%
MUNICIPAL BONDS	3,000,000.00	2,990,402.50		0.18%		1,188	0.49%
MONEY MARKET	35,108,077.83	35,108,077.83		2.11%		1	0.03%
TOTAL INVESTMENTS	\$ 1,663,409,403.86	\$ 1,669,971,381.97		100.00%		684	1.17%
BOOK CASH BALANCE	26,037,752.21	26,037,752.21					
TOTAL	\$ 1,689,447,156.07	\$ 1,696,009,134.18					

BOOK & BANK BALANCE RECONCILIATION:

ORACLE FMS ENDING BOOK CASH BALANCE	\$ 25,923,844.19
TREASURY DEPOSITS IN TRANSIT (VAULT)	103,219.03
BANK RETURNED CHECKS	10,688.99
BOOK CASH BALANCE	\$ 26,037,752.21
<u>UNRECORDED BANK ITEMS</u>	
TREASURY/TAXES/RR CREDIT CARD REVENUE	(8,000,358.57)
TREASURY DEPOSITS IN TRANSIT (CASH/COIN SHIPMENTS)	(272,800.00)
TREASURY CASH ON HAND (VAULT)	(103,219.03)
<u>UNRECORDED BOOK ITEMS</u>	
BANK CREDITS/REVENUE (01/31/2021)	2,519,337.43
BANK DEBITS/WITHDRAWALS (01/31/2021)	(5,902,673.05)
BANK RETURNED CHECKS	(10,688.99)
BANK CASH BALANCE	\$ 14,267,350.00

ORACLE FMS TOTAL INVESTMENTS RECONCILIATION:

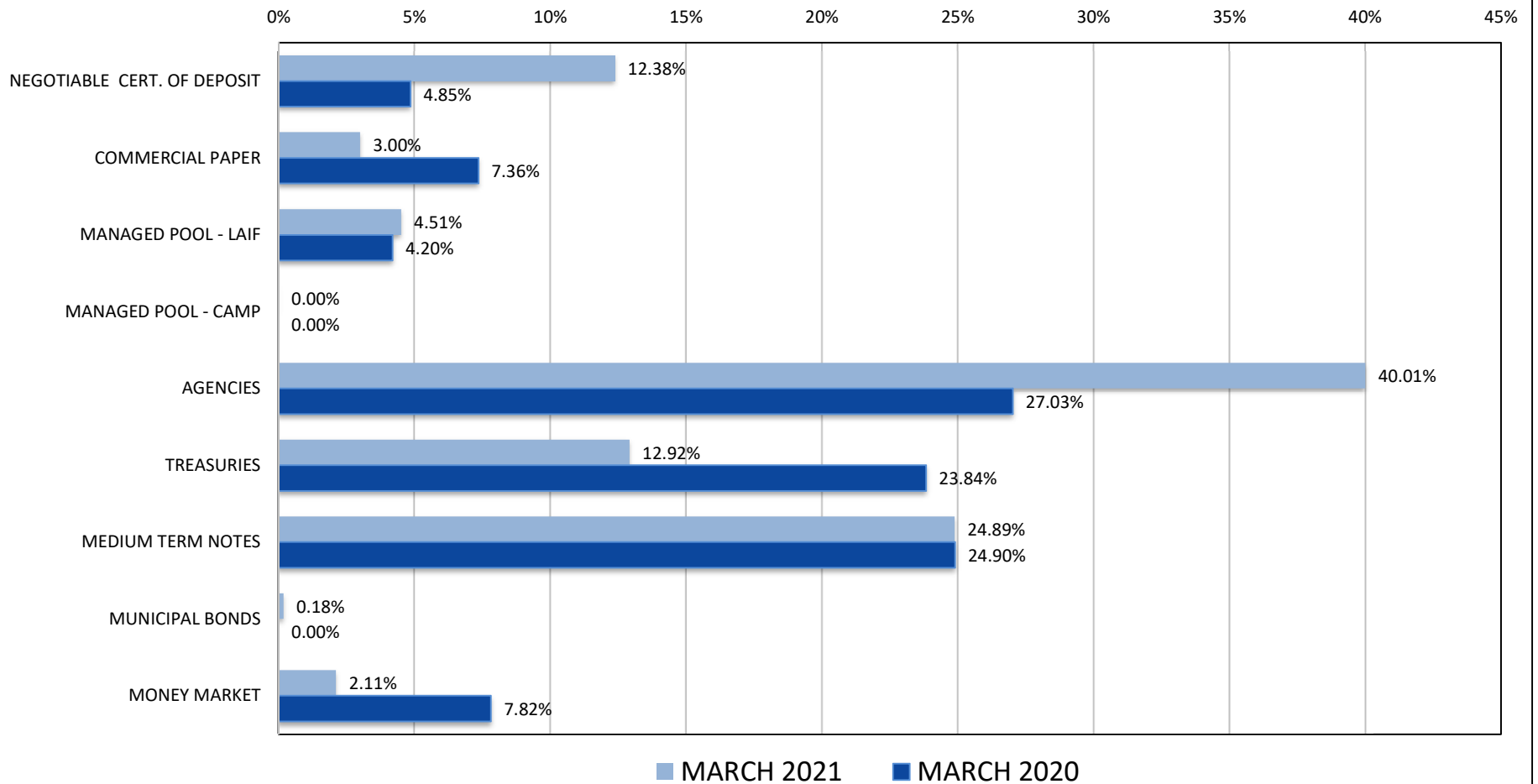
POOLED CASH - ALL FUNDS ON DEPOSIT	\$ 1,649,747,490.72
OUTSTANDING CHECKS/TRANSACTIONS	33,602,530.00
UNDISTRIBUTED YTD INTEREST	6,097,135.35
TOTAL CASH & INVESTMENTS	\$ 1,689,447,156.07

POOLED CASH PARTICIPANT DETAIL

COUNTY	49%	\$ 802,534,327.49
SCHOOL DISTRICTS	49%	800,832,283.40
SPECIAL DISTRICTS	3%	46,380,879.83
TOTAL		\$ 1,649,747,490.72

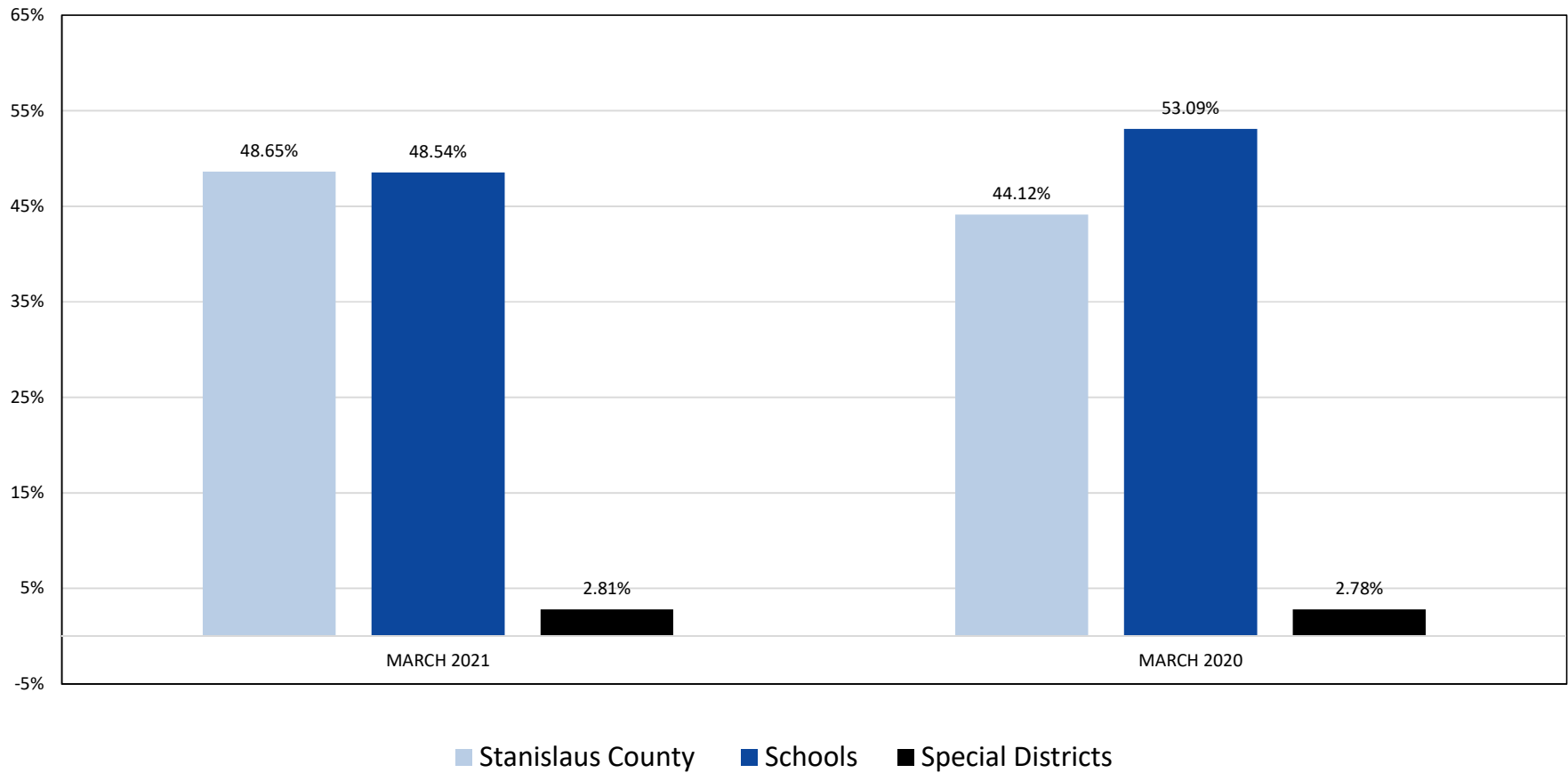


**STANISLAUS COUNTY TREASURY POOL
YEARLY COMPARISON OF ASSET DISTRIBUTION
MARCH 31, 2021
VS. MARCH 31, 2020**



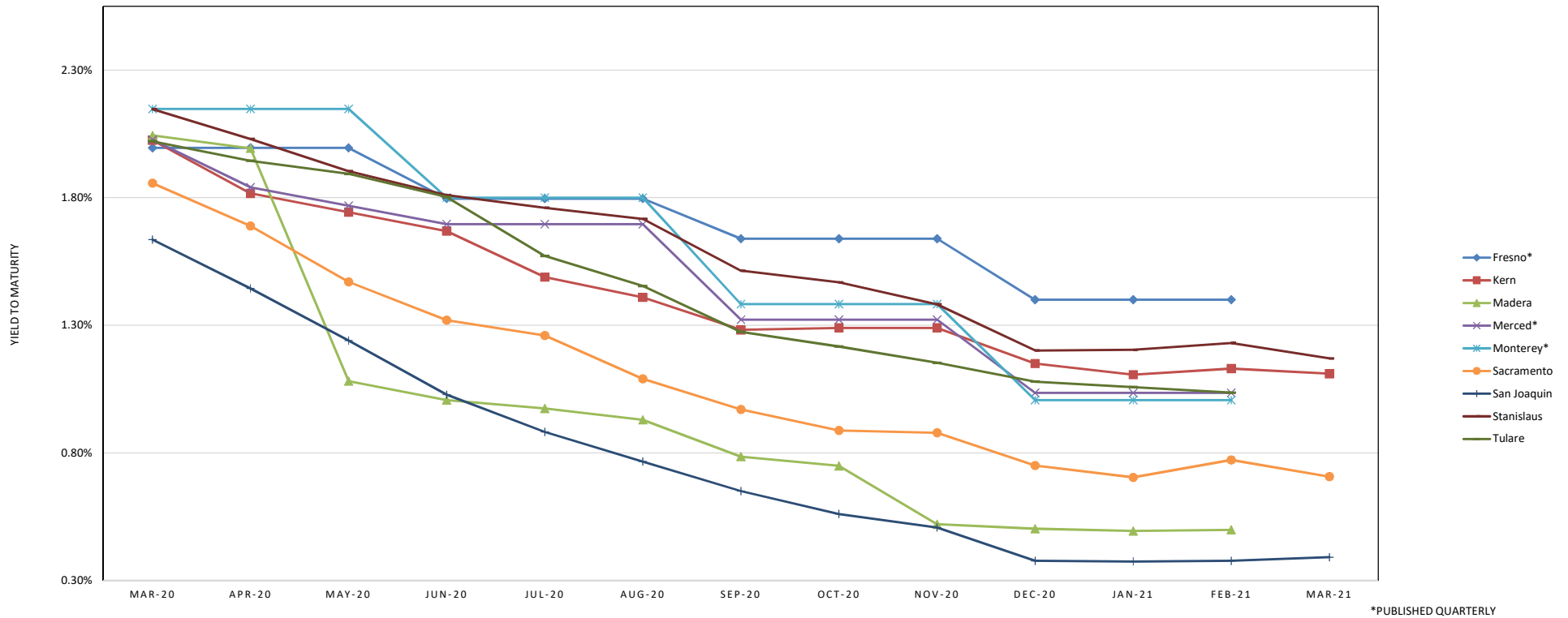


**STANISLAUS COUNTY TREASURY POOL
YEARLY COMPARISON OF PARTICIPANTS
MARCH 31, 2021
VS. MARCH 31, 2020**





**STANISLAUS COUNTY TREASURY POOLED INVESTMENTS
COMPARISON OF YIELD TO MATURITY FOR EIGHT COMPARABLE COUNTIES
MARCH 2020 - MARCH 2021**

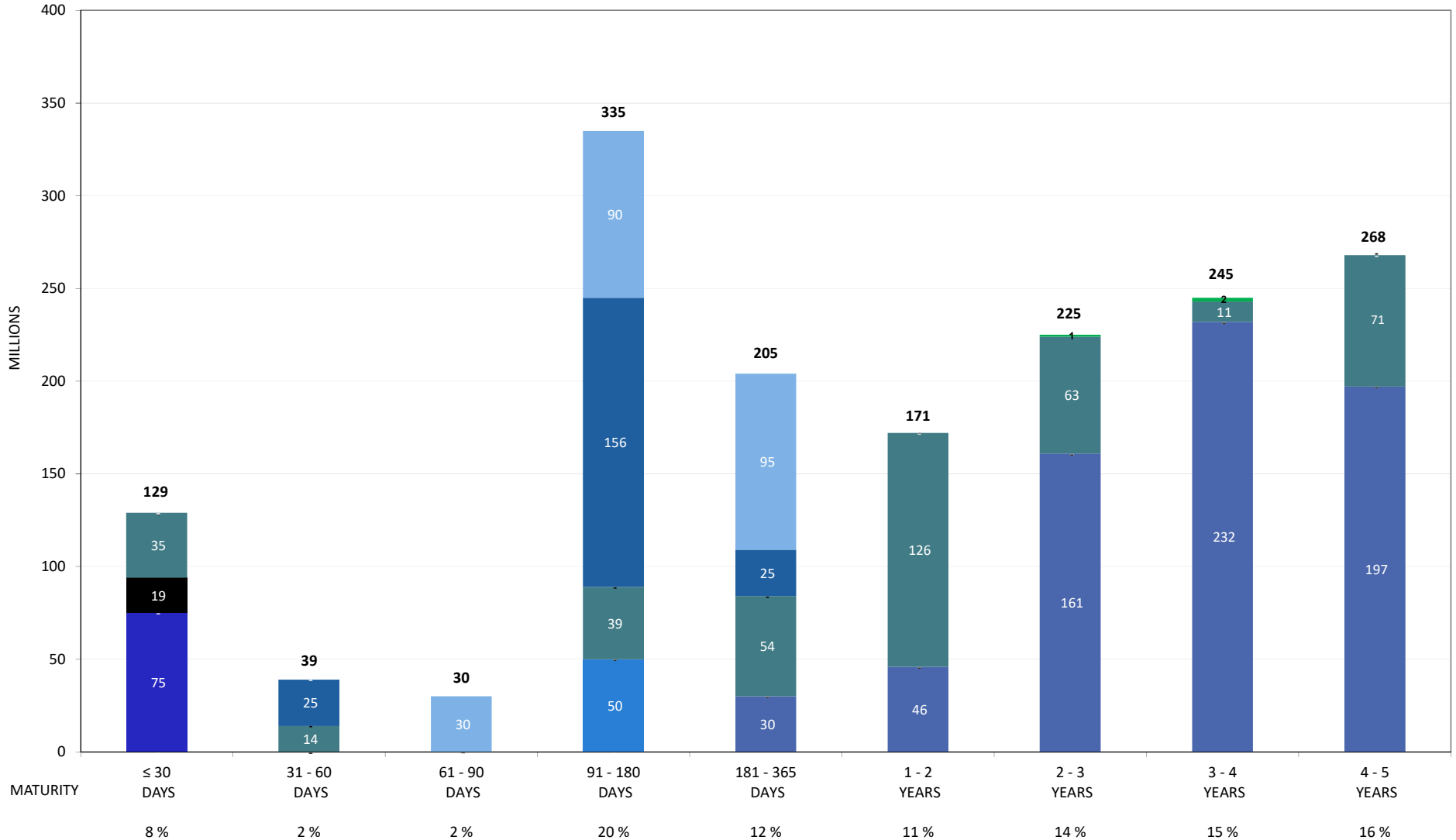


*PUBLISHED QUARTERLY



STANISLAUS COUNTY TREASURY POOL LONG TERM MATURITY DISTRIBUTION MARCH 31, 2021

- AGENCIES
- COMMERCIAL PAPER
- MANAGED POOL - LAIF
- MANAGED POOL - CAMP
- MONEY MARKET
- MEDIUM TERM NOTES
- MUNICIPAL BONDS
- NEGOTIABLE CERT. OF DEPOSIT
- TREASURIES





**STANISLAUS COUNTY TREASURY POOL
INTEREST ON INVESTMENTS
MARCH 2021**

DATE	90110/11 CERTIFICATE OF DEPOSIT	90115 COMMERCIAL PAPER	90125 MANAGED FUNDS (LAIF)	90126 MANAGED FUNDS (CAMP)	90130/31 AGENCIES COUP./DISC.	90132/33 TREASURIES COUP./DISC.	90140 MED. TERM NOTES	90165 MONEY MARKET	SYMPRO TOTAL	ORACLE	VARIANCE
Adj							\$ (8,100.00)		\$ (8,100.00)	\$ (8,100.00)	\$ -
1					65,237.50	459,375.00		293.54	\$ 524,906.04	\$ 524,906.04	-
2									-		-
3									-		-
4					18,000.00		69,724.49		87,724.49	87,724.49	-
5									-		-
6									-		-
7									-		-
8							374,625.00		374,625.00	374,625.00	-
9	11,875.00				100,000.00				111,875.00	111,875.00	-
10					65,522.22				65,522.22	65,522.22	-
11					202,000.00				202,000.00	202,000.00	-
12					215,625.00				215,625.00	215,625.00	-
13									-		-
14									-		-
15					328,000.00	385,898.87	11,250.00		725,148.87	725,148.87	-
16									-		-
17									-		-
18									-		-
19									-		-
20									-		-
21									-		-
22					17,250.00				17,250.00	17,250.00	-
23									-		-
24									-		-
25									-		-
26									-		-
27									-		-
28									-		-
29					52,967.78				52,967.78	52,967.78	-
30					42,281.25				42,281.25	42,281.25	-
31				643.98	(59,045.66)	359,972.39	(199,324.80)		102,245.91	102,245.91	-
TOTAL	\$ 11,875.00	\$ -	\$ -	\$ 643.98	\$ 1,047,838.09	\$ 1,205,246.26	\$ 256,274.69	\$ 293.54	\$ 2,514,071.56	\$ 2,514,071.56	\$ -



**Stanislaus County Pool 2020/21
Portfolio Management
Portfolio Summary
March 31, 2021**

Investments	Par Value	Market Value	Book Value	% of Portfolio	Term	Days to Maturity	YTM 360 Equiv.
Negotiable CDs	206,000,000.00	206,119,870.00	206,000,000.00	12.38	324	109	0.398
Commercial Paper Disc. -Amortizing	50,000,000.00	49,967,250.00	49,953,333.33	3.00	258	144	0.243
Managed Pool Account - LAIF	75,000,000.00	75,095,238.97	75,000,000.00	4.51	1	1	0.345
Managed Pool Account - CAMP	643.98	643.98	643.98	0.00	1	1	0.059
Federal Agency Coupon Securities	663,641,000.00	666,472,352.05	665,559,470.07	40.01	1,469	1,189	0.798
Treasury Coupon Securities	215,000,000.00	217,176,000.00	214,886,296.46	12.92	953	178	2.419
Medium Term Notes	409,635,000.00	417,041,546.64	413,940,415.52	24.88	1,168	665	1.884
Municipal Bonds	3,000,000.00	2,990,402.50	3,000,000.00	0.18	1,426	1,188	0.492
Money Market Accounts	35,108,077.83	35,108,077.83	35,108,077.83	2.11	1	1	0.030
Investments	1,657,384,721.81	1,669,971,381.97	1,663,448,237.19	100.00%	1,052	684	1.174

Total Earnings	March 31 Month Ending	Fiscal Year To Date
Current Year	1,584,079.15	18,373,969.82
Average Daily Balance	1,647,683,714.62	1,644,419,021.86
Effective Rate of Return	1.13%	1.49%

**Stanislaus County Pool 2020/21
Portfolio Management
Portfolio Details - Investments
March 31, 2021**

CUSIP	Investment #	Issuer	Average Balance	Purchase Date	Par Value	Market Value	Book Value	Stated Rate	YTM 360	YTM 365	Days to Maturity	Maturity Date
Negotiable CDs												
63873QJV7	3691	Natixis Banque Popular NY		07/22/2020	25,000,000.00	25,005,750.00	25,000,000.00	0.350	0.350	0.355	34	05/05/2021
48668ML43	3687	Kookmin Bank NY		07/01/2020	25,000,000.00	25,024,000.00	25,000,000.00	0.540	0.540	0.548	90	06/30/2021
53947CFH6	3685	Lloyds TSB Bank PLC NY		06/30/2020	25,000,000.00	25,024,500.00	25,000,000.00	0.550	0.550	0.558	90	06/30/2021
53947CFH6	3686	Lloyds TSB Bank PLC NY		06/30/2020	25,000,000.00	25,024,500.00	25,000,000.00	0.550	0.550	0.558	90	06/30/2021
85325V6B1	3690	Standard Chartered Bk NY		07/22/2020	25,000,000.00	25,016,500.00	25,000,000.00	0.405	0.405	0.411	97	07/07/2021
85325VB25	3737	Standard Chartered Bk NY		11/06/2020	15,000,000.00	15,005,700.00	15,000,000.00	0.290	0.290	0.294	111	07/21/2021
85325V7C8	3726	Standard Chartered Bk NY		09/24/2020	16,000,000.00	16,005,920.00	16,000,000.00	0.280	0.280	0.284	127	08/06/2021
22549L5V3	3751	Credit Suisse First Bost NY		12/08/2020	25,000,000.00	25,005,250.00	25,000,000.00	0.250	0.250	0.253	159	09/07/2021
22549L4Z5	3747	Credit Suisse First Bost NY		12/02/2020	25,000,000.00	25,007,750.00	25,000,000.00	0.280	0.280	0.284	188	10/06/2021
Subtotal and Average			212,451,612.90		206,000,000.00	206,119,870.00	206,000,000.00	0.398	0.403	109		
Commercial Paper Disc. -Amortizing												
63873JUN8	3742	Natixis Banque Popular NY		11/18/2020	25,000,000.00	24,986,750.00	24,979,000.00	0.270	0.273	0.277	112	07/22/2021
30229AWQ8	3762	Exxon Mobile Corp		12/28/2020	25,000,000.00	24,980,500.00	24,974,333.33	0.210	0.213	0.216	176	09/24/2021
Subtotal and Average			49,948,333.33		50,000,000.00	49,967,250.00	49,953,333.33	0.243	0.246	144		
Managed Pool Account - LAIF												
SYS61	61	Local Agency Investment Fund		07/01/2019	75,000,000.00	75,095,238.97	75,000,000.00	0.350	0.345	0.350	1	
Subtotal and Average			45,645,161.29		75,000,000.00	75,095,238.97	75,000,000.00	0.345	0.350	1		
Managed Pool Account - CAMP												
CAMP	62	California Asset Management Pr		05/20/2020	643.98	643.98	643.98	0.060	0.059	0.060	1	
Subtotal and Average			9,838,730.45		643.98	643.98	643.98	0.059	0.060	1		
Federal Agency Coupon Securities												
3130A0EN6	3608	Federal Home Loan Bank		04/10/2019	9,355,000.00	9,534,990.20	9,389,212.99	2.875	2.294	2.326	253	12/10/2021
3130A0EN6	3620	Federal Home Loan Bank		05/28/2019	5,260,000.00	5,361,202.40	5,286,783.61	2.875	2.086	2.115	253	12/10/2021
313378WG2	3607	Federal Home Loan Bank		04/10/2019	15,000,000.00	15,339,300.00	15,021,593.72	2.500	2.360	2.393	344	03/11/2022
3130AH6Q1	3642	Federal Home Loan Bank		09/30/2019	10,000,000.00	10,175,800.00	9,993,627.26	1.560	1.590	1.612	461	07/06/2022
313380GJ0	3627	Federal Home Loan Bank		05/29/2019	10,000,000.00	10,265,600.00	9,981,957.80	2.000	2.101	2.130	526	09/09/2022
3133EGWJ0	3621	Federal Farm Credit Bank		05/29/2019	5,695,000.00	5,800,756.15	5,634,513.31	1.400	2.111	2.140	546	09/29/2022
3133ELGU2	3665	Federal Farm Credit Bank		01/10/2020	12,000,000.00	12,296,760.00	11,991,693.00	1.550	1.568	1.590	649	01/10/2023
313383QR5	3649	Federal Home Loan Bank		10/31/2019	5,340,000.00	5,683,095.00	5,521,511.13	3.250	1.621	1.644	799	06/09/2023
31422BQP8	3656	Farmer Mac		12/16/2019	25,000,000.00	25,771,000.00	25,000,000.00	1.640	1.618	1.640	806	06/16/2023
3134GWVF0	3731	Federal Home Loan Mortgage Co		10/07/2020	15,000,000.00	14,987,550.00	15,000,000.00	0.250	0.247	0.250	827	07/07/2023

Stanislaus County Pool 2020/21
Portfolio Management
Portfolio Details - Investments
March 31, 2021

CUSIP	Investment #	Issuer	Average Balance	Purchase Date	Par Value	Market Value	Book Value	Stated Rate	YTM 360	YTM 365	Days to Maturity	Maturity Date
Federal Agency Coupon Securities												
3134GWVF0	3732	Federal Home Loan Mortgage Co		10/07/2020	15,000,000.00	14,987,550.00	15,000,000.00	0.250	0.247	0.250	827	07/07/2023
3135G05R0	3698	Federal National Mortgage Asso		08/12/2020	10,000,000.00	10,001,800.00	9,992,124.30	0.300	0.329	0.334	861	08/10/2023
3135G0U43	3646	Federal National Mortgage Asso		10/30/2019	15,000,000.00	15,960,300.00	15,424,360.99	2.875	1.653	1.676	894	09/12/2023
3130AK6F8	3724	Federal Home Loan Bank		09/21/2020	10,000,000.00	9,977,600.00	9,993,819.44	0.230	0.252	0.255	903	09/21/2023
3130AK6F8	3725	Federal Home Loan Bank		09/21/2020	5,000,000.00	4,988,800.00	4,997,939.81	0.230	0.243	0.247	903	09/21/2023
3130AKAF3	3730	Federal Home Loan Bank		10/05/2020	14,000,000.00	13,983,340.00	13,984,180.00	0.220	0.262	0.265	917	10/05/2023
31422BNM8	3647	Farmer Mac		10/30/2019	5,800,000.00	5,999,346.00	5,791,206.76	1.630	1.668	1.691	942	10/30/2023
3133EK4X1	3648	Federal Farm Credit Bank		11/01/2019	5,000,000.00	5,168,300.00	4,989,547.19	1.600	1.661	1.684	944	11/01/2023
3133EK4X1	3650	Federal Farm Credit Bank		11/01/2019	10,000,000.00	10,336,600.00	9,985,339.58	1.600	1.636	1.659	944	11/01/2023
3134GWSK3	3711	Federal Home Loan Mortgage Co		09/03/2020	15,000,000.00	14,969,100.00	15,000,000.00	0.400	0.395	0.400	1,061	02/26/2024
3133EL6H2	3716	Federal Farm Credit Bank		09/08/2020	10,000,000.00	9,983,400.00	9,995,808.12	0.360	0.369	0.374	1,068	03/04/2024
3135GA3C3	3740	Federal National Mortgage Asso		11/17/2020	15,000,000.00	14,994,900.00	15,000,000.00	0.350	0.345	0.350	1,142	05/17/2024
3135GA4S7	3743	Federal National Mortgage Asso		11/20/2020	5,000,000.00	4,979,600.00	5,000,156.25	0.375	0.370	0.375	1,142	05/17/2024
3130AKFU5	3744	Federal Home Loan Bank		11/24/2020	17,800,000.00	17,728,978.00	17,791,837.00	0.350	0.360	0.365	1,149	05/24/2024
3134GXDK7	3746	Federal Home Loan Mortgage Co		11/30/2020	14,400,000.00	14,347,296.00	14,400,000.00	0.325	0.321	0.325	1,155	05/30/2024
3134GWJ64	3717	Federal Home Loan Mortgage Co		09/10/2020	10,000,000.00	9,939,500.00	10,000,000.00	0.400	0.395	0.400	1,166	06/10/2024
3134GXDL5	3748	Federal Home Loan Mortgage Co		12/10/2020	3,000,000.00	2,990,340.00	3,000,000.00	0.350	0.345	0.350	1,166	06/10/2024
3134GXDL5	3749	Federal Home Loan Mortgage Co		12/10/2020	6,200,000.00	6,180,036.00	6,200,000.00	0.350	0.345	0.350	1,166	06/10/2024
3134GXDL5	3750	Federal Home Loan Mortgage Co		12/10/2020	15,800,000.00	15,749,124.00	15,800,000.00	0.350	0.345	0.350	1,166	06/10/2024
3130A1XJ2	3645	Federal Home Loan Bank		10/25/2019	20,000,000.00	21,557,200.00	20,768,067.94	2.875	1.603	1.625	1,170	06/14/2024
3133EMAB8	3722	Federal Farm Credit Bank		09/17/2020	10,000,000.00	9,963,400.00	9,995,718.52	0.390	0.398	0.403	1,173	06/17/2024
31422BE89	3738	Farmer Mac		11/06/2020	10,000,000.00	9,997,700.00	10,033,229.18	0.420	0.312	0.316	1,175	06/19/2024
3134GV3A4	3714	Federal Home Loan Mortgage Co		09/04/2020	8,000,000.00	8,007,280.00	8,012,371.24	0.500	0.446	0.452	1,187	07/01/2024
3136G4Z71	3710	Federal National Mortgage Asso		09/02/2020	10,000,000.00	10,006,700.00	10,000,000.00	0.450	0.444	0.450	1,243	08/26/2024
3130AJZH5	3712	Federal Home Loan Bank		09/04/2020	3,000,000.00	2,990,310.00	2,999,358.34	0.450	0.450	0.456	1,244	08/27/2024
3133EL6V1	3719	Federal Farm Credit Bank		09/14/2020	10,000,000.00	9,955,200.00	9,993,097.49	0.430	0.444	0.450	1,258	09/10/2024
3130A2UW4	3644	Federal Home Loan Bank		10/25/2019	20,000,000.00	21,607,400.00	20,788,295.56	2.875	1.657	1.680	1,261	09/13/2024
3134GWUX2	3728	Federal Home Loan Mortgage Co		09/30/2020	22,550,000.00	22,436,348.00	22,535,213.31	0.375	0.389	0.394	1,278	09/30/2024
3133EMCN0	3734	Federal Farm Credit Bank		10/15/2020	5,000,000.00	4,976,950.00	4,993,364.58	0.400	0.432	0.438	1,293	10/15/2024
3133EMJP8	3754	Federal Farm Credit Bank		12/10/2020	20,000,000.00	19,577,400.00	20,000,000.00	0.490	0.483	0.490	1,439	03/10/2025
3135GAAZ4	3757	Federal National Mortgage Asso		12/24/2020	8,000,000.00	7,875,360.00	8,000,000.00	0.500	0.493	0.500	1,545	06/24/2025
3136G4A86	3688	Federal National Mortgage Asso		07/21/2020	25,000,000.00	24,595,250.00	24,924,652.78	0.500	0.563	0.571	1,572	07/21/2025
3133ELZ80	3693	Federal Farm Credit Bank		07/29/2020	25,000,000.00	24,431,250.00	25,000,000.00	0.580	0.572	0.580	1,580	07/29/2025
3133EL2S2	3694	Federal Farm Credit Bank		08/04/2020	10,000,000.00	10,000,300.00	10,000,000.00	0.670	0.661	0.670	1,586	08/04/2025
3134GWJW7	3695	Federal Home Loan Mortgage Co		08/04/2020	15,000,000.00	14,794,200.00	15,000,000.00	0.550	0.542	0.550	1,586	08/04/2025
3136G4Q48	3702	Federal National Mortgage Asso		08/19/2020	10,000,000.00	9,872,900.00	9,991,233.33	0.600	0.612	0.620	1,601	08/19/2025

**Stanislaus County Pool 2020/21
Portfolio Management
Portfolio Details - Investments
March 31, 2021**

CUSIP	Investment #	Issuer	Average Balance	Purchase Date	Par Value	Market Value	Book Value	Stated Rate	YTM 360	YTM 365	Days to Maturity	Maturity Date
Federal Agency Coupon Securities												
3136G4M34	3703	Federal National Mortgage Asso		08/19/2020	5,000,000.00	4,904,600.00	5,000,000.00	0.450	0.444	0.450	1,601	08/19/2025
3133EL4W1	3715	Federal Farm Credit Bank		09/04/2020	10,000,000.00	9,770,800.00	9,995,577.89	0.610	0.612	0.620	1,607	08/25/2025
3135G05X7	3708	Federal National Mortgage Asso		08/27/2020	10,000,000.00	9,815,800.00	9,958,770.19	0.375	0.463	0.470	1,607	08/25/2025
3136G4X57	3713	Federal National Mortgage Asso		09/04/2020	7,441,000.00	7,353,940.30	7,441,000.00	0.625	0.616	0.625	1,607	08/25/2025
3130AJZ36	3707	Federal Home Loan Bank		08/27/2020	10,000,000.00	9,850,700.00	9,991,188.89	0.600	0.612	0.620	1,609	08/27/2025
3136G4N33	3704	Federal National Mortgage Asso		08/27/2020	5,000,000.00	4,914,250.00	5,000,000.00	0.500	0.528	0.536	1,609	08/27/2025
3136G4S87	3705	Federal National Mortgage Asso		08/27/2020	5,000,000.00	4,946,650.00	5,000,000.00	0.650	0.641	0.650	1,609	08/27/2025
3130AK4T0	3718	Federal Home Loan Bank		09/11/2020	5,000,000.00	4,911,500.00	4,995,555.56	0.580	0.592	0.600	1,624	09/11/2025
3134GWL38	3721	Federal Home Loan Mortgage Co		09/15/2020	15,000,000.00	14,756,400.00	15,000,000.00	0.540	0.533	0.540	1,628	09/15/2025
3133EMBJ0	3729	Federal Farm Credit Bank		10/01/2020	5,000,000.00	4,905,700.00	4,995,500.56	0.530	0.543	0.550	1,642	09/29/2025
3134GWY91	3733	Federal Home Loan Mortgage Co		10/15/2020	5,000,000.00	4,877,550.00	5,000,000.00	0.570	0.562	0.570	1,658	10/15/2025
3133EMEC2	3739	Federal Farm Credit Bank		11/09/2020	10,000,000.00	9,805,200.00	9,986,396.50	0.530	0.558	0.566	1,665	10/22/2025
31422B2J8	3735	Farmer Mac		10/29/2020	5,000,000.00	4,923,050.00	4,999,450.67	0.500	0.496	0.502	1,672	10/29/2025
3135GA2Z3	3741	Federal National Mortgage Asso		11/17/2020	5,000,000.00	4,913,900.00	4,994,215.28	0.560	0.577	0.585	1,691	11/17/2025
3130AKZP4	3773	Federal Home Loan Bank		02/26/2021	15,000,000.00	14,695,200.00	15,000,000.00	0.600	0.592	0.600	1,792	02/26/2026
Subtotal and Average			665,587,397.91		663,641,000.00	666,472,352.05	665,559,470.07		0.798	0.809	1,189	
Treasury Coupon Securities												
912828R77	3573	U S Treasury Securities		12/26/2018	15,000,000.00	15,032,250.00	14,971,204.59	1.375	2.552	2.588	60	05/31/2021
9128284T4	3571	U S Treasury Securities		12/21/2018	15,000,000.00	15,078,900.00	14,999,553.02	2.625	2.604	2.640	75	06/15/2021
912828WR7	3574	U S Treasury Securities		12/26/2018	15,000,000.00	15,076,650.00	14,984,655.44	2.125	2.517	2.552	90	06/30/2021
912828Y20	3580	U S Treasury Securities		01/15/2019	15,000,000.00	15,112,500.00	15,004,265.62	2.625	2.488	2.523	105	07/15/2021
912828WY2	3575	U S Treasury Securities		12/27/2018	15,000,000.00	15,110,100.00	14,985,202.72	2.250	2.522	2.557	121	07/31/2021
912828F6	3576	U S Treasury Securities		12/27/2018	15,000,000.00	15,066,750.00	14,998,765.63	1.125	2.543	2.578	152	08/31/2021
912828D72	3579	U S Treasury Securities		01/15/2019	15,000,000.00	15,120,750.00	14,999,555.99	2.000	2.503	2.537	152	08/31/2021
9128285A4	3587	U S Treasury Securities		02/28/2019	15,000,000.00	15,182,250.00	15,016,976.21	2.750	2.458	2.492	167	09/15/2021
912828F21	3588	U S Treasury Securities		02/28/2019	15,000,000.00	15,155,250.00	14,973,441.69	2.125	2.466	2.500	182	09/30/2021
912828F96	3604	U S Treasury Securities		04/05/2019	15,000,000.00	15,169,350.00	14,974,581.08	2.000	2.270	2.302	213	10/31/2021
912828G53	3605	U S Treasury Securities		04/05/2019	20,000,000.00	20,242,200.00	19,945,255.24	1.875	2.268	2.299	243	11/30/2021
9128285R7	3606	U S Treasury Securities		04/05/2019	15,000,000.00	15,270,150.00	15,033,754.83	2.625	2.262	2.294	258	12/15/2021
9128286C9	3612	U S Treasury Securities		04/29/2019	15,000,000.00	15,316,950.00	15,030,725.02	2.500	2.225	2.256	320	02/15/2022
912828W55	3613	U S Treasury Securities		04/29/2019	15,000,000.00	15,241,950.00	14,968,359.38	1.875	2.236	2.267	333	02/28/2022
Subtotal and Average			236,161,432.86		215,000,000.00	217,176,000.00	214,886,296.46		2.419	2.452	178	

Stanislaus County Pool 2020/21
Portfolio Management
Portfolio Details - Investments
March 31, 2021

CUSIP	Investment #	Issuer	Average Balance	Purchase Date	Par Value	Market Value	Book Value	Stated Rate	YTM 360	YTM 365	Days to Maturity	Maturity Date
Medium Term Notes												
89236TEU5	3560	Toyota Motor Credit Corp		12/11/2018	15,000,000.00	15,008,100.00	14,998,433.02	2.950	3.232	3.277	12	04/13/2021
89236TEU5	3595	Toyota Motor Credit Corp		03/27/2019	10,000,000.00	10,005,400.00	10,001,698.91	2.950	2.391	2.424	12	04/13/2021
21688AAN2	3564	Cooperatieve Rabobank UA/NY		12/12/2018	10,000,000.00	10,016,900.00	9,997,710.77	3.125	3.423	3.470	25	04/26/2021
69371RFP26	3602	PACCAR Financial Corp		04/05/2019	1,238,000.00	1,241,379.74	1,238,570.43	3.100	2.623	2.659	39	05/10/2021
857477AV5	3561	State Street Corp		12/11/2018	5,000,000.00	5,010,500.00	4,991,441.46	1.950	3.251	3.296	48	05/19/2021
857477AV5	3577	State Street Corp		12/28/2018	2,709,000.00	2,714,688.90	2,704,718.46	1.950	3.146	3.190	48	05/19/2021
857477AV5	3618	State Street Corp		05/03/2019	5,000,000.00	5,010,500.00	4,996,484.78	1.950	2.460	2.494	48	05/19/2021
24422ERE1	3562	John Deere		12/11/2018	5,000,000.00	5,048,200.00	5,007,908.59	3.900	3.261	3.306	102	07/12/2021
46625HJC5	3655	JP Morgan Chase Bank		12/06/2019	25,000,000.00	25,371,000.00	25,223,168.31	4.350	2.608	2.644	136	08/15/2021
14912L6E6	3563	Caterpillar Financial Service		12/11/2018	9,000,000.00	9,083,520.00	8,983,823.50	2.750	3.194	3.239	141	08/20/2021
24422ERH4	3594	John Deere		03/27/2019	15,000,000.00	15,235,350.00	15,050,497.06	3.150	2.467	2.501	197	10/15/2021
63254ABB3	3596	National Australia Bank/NY		03/29/2019	10,000,000.00	10,189,700.00	10,056,291.23	3.700	2.671	2.708	217	11/04/2021
24422EUQ0	3597	John Deere		03/29/2019	15,000,000.00	15,344,100.00	15,084,159.89	3.200	2.412	2.446	284	01/10/2022
084670BF4	3598	Berkshire Hathaway Finance Cor		04/01/2019	10,000,000.00	10,258,100.00	10,089,523.95	3.400	2.246	2.278	305	01/31/2022
084670BF4	3603	Berkshire Hathaway Finance Cor		04/05/2019	5,000,000.00	5,129,050.00	5,040,578.57	3.400	2.348	2.381	305	01/31/2022
89236TFX8	3609	Toyota Motor Credit Corp		04/12/2019	12,200,000.00	12,499,632.00	12,197,359.72	2.650	2.635	2.672	376	04/12/2022
89236TFX8	3619	Toyota Motor Credit Corp		05/06/2019	6,000,000.00	6,147,360.00	6,005,586.08	2.650	2.520	2.555	376	04/12/2022
69371RP83	3626	PACCAR Financial Corp		05/29/2019	9,845,000.00	10,100,871.55	9,869,583.36	2.650	2.382	2.415	404	05/10/2022
14912L5F4	3614	Caterpillar Financial Service		04/29/2019	5,506,000.00	5,670,299.04	5,523,406.29	2.850	2.531	2.566	426	06/01/2022
49327M2S2	3616	Key Bank NA		04/30/2019	4,100,000.00	4,197,498.00	4,088,081.79	2.400	2.620	2.656	434	06/09/2022
88579YAF8	3617	3M Company		05/02/2019	10,000,000.00	10,214,300.00	9,938,076.72	2.000	2.489	2.524	451	06/26/2022
89236THD0	3765	Toyota Motor Credit Corp		01/13/2021	14,750,000.00	14,778,320.00	14,792,265.60	0.450	0.227	0.230	477	07/22/2022
665859AN4	3629	Northern Trust Corp		05/31/2019	10,000,000.00	10,274,100.00	10,004,552.85	2.375	2.307	2.339	488	08/02/2022
05253JAU5	3638	Aust & NZ Banking Group NY		08/21/2019	15,000,000.00	15,560,700.00	15,157,452.59	2.625	1.920	1.947	587	11/09/2022
46625HJH4	3637	JP Morgan Chase Bank		08/21/2019	15,000,000.00	15,755,550.00	15,294,617.99	3.200	2.046	2.074	664	01/25/2023
49327M2U7	3636	Key Bank NA		06/28/2019	22,200,000.00	23,446,308.00	22,645,050.37	3.375	2.256	2.287	705	03/07/2023
06406RAG2	3628	Bank of New York Mellon Corp		05/30/2019	20,000,000.00	21,268,600.00	20,335,195.03	3.500	2.608	2.644	757	04/28/2023
22550L2D2	3706	Credit Suisse First Bost NY		08/31/2020	10,000,000.00	10,049,800.00	10,114,351.45	1.000	0.444	0.450	764	05/05/2023
22550L2D2	3723	Credit Suisse First Bost NY		09/18/2020	5,000,000.00	5,024,900.00	5,051,951.16	1.000	0.493	0.500	764	05/05/2023
857477AL7	3763	State Street Corp		01/13/2021	2,734,000.00	2,883,385.76	2,909,398.51	3.100	0.296	0.300	774	05/15/2023
89236THF5	3699	Toyota Motor Credit Corp		08/14/2020	5,000,000.00	5,002,000.00	5,002,231.23	0.500	0.474	0.481	865	08/14/2023
14913R2F3	3720	Caterpillar Financial Service		09/14/2020	5,000,000.00	5,001,500.00	5,003,883.56	0.450	0.412	0.418	896	09/14/2023
24422EUR8	3709	John Deere		08/28/2020	11,075,000.00	11,950,035.75	11,947,507.34	3.450	0.571	0.579	1,014	01/10/2024
91159HHV5	3764	US Bank NA		01/13/2021	2,500,000.00	2,690,850.00	2,699,108.10	3.375	0.538	0.546	1,040	02/05/2024
91159HHX1	3727	US Bank NA		09/25/2020	5,575,000.00	5,874,823.50	5,913,323.60	2.400	0.548	0.556	1,216	07/30/2024
91159HHZ6	3767	US Bank NA		01/13/2021	3,753,000.00	3,802,914.90	3,879,035.49	1.450	0.671	0.680	1,502	05/12/2025

Stanislaus County Pool 2020/21
Portfolio Management
Portfolio Details - Investments
March 31, 2021

CUSIP	Investment #	Issuer	Average Balance	Purchase Date	Par Value	Market Value	Book Value	Stated Rate	YTM 360	YTM 365	Days to Maturity	Maturity Date
Medium Term Notes												
69353REQ7	3766	PNC Bank NA		01/13/2021	6,450,000.00	6,966,709.50	7,122,993.46	3.250	0.777	0.788	1,522	06/01/2025
02079KAH0	3700	Alphabet Inc (Google)		08/17/2020	5,000,000.00	4,914,300.00	4,995,666.69	0.450	0.464	0.470	1,597	08/15/2025
48128GX54	3736	JP Morgan Chase Bank		10/30/2020	5,000,000.00	4,839,100.00	5,000,000.00	0.750	0.739	0.749	1,673	10/30/2025
06048WK41	3745	Bank of America		11/25/2020	25,000,000.00	24,035,250.00	25,000,000.00	0.650	0.641	0.650	1,699	11/25/2025
89236THW8	3770	Toyota Motor Credit Corp		01/13/2021	10,000,000.00	9,817,300.00	9,998,110.41	0.800	0.794	0.805	1,744	01/09/2026
24422EVK2	3771	John Deere		01/15/2021	5,000,000.00	4,900,100.00	4,989,514.31	0.700	0.738	0.748	1,750	01/15/2026
037833EB2	3772	Apple Inc		02/08/2021	15,000,000.00	14,708,550.00	14,997,102.89	0.700	0.694	0.704	1,774	02/08/2026
Subtotal and Average			414,517,636.85		409,635,000.00	417,041,546.64	413,940,415.52		1.884	1.910	665	
Municipal Bonds												
13067WRA2	3697	CA St. Dept. of Water Resource		08/06/2020	1,250,000.00	1,249,275.00	1,250,000.00	0.414	0.408	0.414	974	12/01/2023
13067WRB0	3696	CA St. Dept. of Water Resource		08/06/2020	1,750,000.00	1,741,127.50	1,750,000.00	0.560	0.552	0.560	1,340	12/01/2024
Subtotal and Average			3,000,000.00		3,000,000.00	2,990,402.50	3,000,000.00		0.492	0.499	1,188	
Money Market Accounts												
SYS3505	3505	Dreyfus Treasury/Agency Fund		07/01/2019	35,108,077.83	35,108,077.83	35,108,077.83	0.030	0.030	0.030	1	
Subtotal and Average			10,533,409.03		35,108,077.83	35,108,077.83	35,108,077.83		0.030	0.030	1	
Total and Average			1,647,683,714.62		1,657,384,721.81	1,669,971,381.97	1,663,448,237.19		1.174	1.190	684	

**Stanislaus County Pool 2020/21
Portfolio Management
Activity By Type
March 1, 2021 through March 31, 2021**

CUSIP	Investment #	Issuer	Stated Rate	Transaction Date	Purchases or Deposits	Redemptions or Withdrawals	Balance
Negotiable CDs							
60710AVA7	3753	Mizuho Bank LTD/NY	0.190	03/09/2021	0.00	25,000,000.00	
Subtotal					0.00	25,000,000.00	206,000,000.00
Commercial Paper Disc. -Amortizing							
Subtotal							49,953,333.33
Managed Pool Account - LAIF (Monthly Summary)							
SYS61	61	Local Agency Investment Fund	0.350		105,000,000.00	60,000,000.00	
Subtotal					105,000,000.00	60,000,000.00	75,000,000.00
Managed Pool Account - CAMP (Monthly Summary)							
CAMP	62	California Asset Management Pr	0.060		75,000,643.98	75,000,029.90	
Subtotal					75,000,643.98	75,000,029.90	643.98
Federal Agency Coupon Securities							
Subtotal							665,559,470.07
Treasury Coupon Securities							
9128284B3	3569	U S Treasury Securities	2.375	03/15/2021	0.00	15,000,000.00	
912828C57	3570	U S Treasury Securities	2.250	03/31/2021	0.00	15,000,000.00	
Subtotal					0.00	30,000,000.00	214,886,296.46
Medium Term Notes							
24422ESL4	3572	John Deere	2.800	03/04/2021	0.00	5,000,000.00	
Subtotal					0.00	5,000,000.00	413,940,415.52
Municipal Bonds							
Subtotal							3,000,000.00
Money Market Accounts (Monthly Summary)							
SYS3505	3505	Dreyfus Treasury/Agency Fund	0.030		78,735,464.35	59,417,854.64	
Subtotal					78,735,464.35	59,417,854.64	35,108,077.83
Total					258,736,108.33	254,417,884.54	1,663,448,237.19

**Stanislaus County Pool 2020/21
Portfolio Management
Activity Summary
March 2020 through March 2021**

Month End	Year	Number of Securities	Total Invested	Yield to Maturity		Managed Pool Rate	Number of Investments Purchased	Number of Investments Redeemed	Average Term	Average Days to Maturity
				360 Equivalent	365 Equivalent					
March	2020	110	1,546,899,388.98	2.147	2.177	1.730	0	4	800	510
April	2020	112	1,575,663,578.51	2.030	2.058	1.440	7	5	759	464
May	2020	109	1,646,115,973.73	1.904	1.930	1.300	2	5	710	420
June	2020	106	1,575,756,793.36	1.810	1.835	1.080	2	8	687	383
July	2020	105	1,529,264,759.66	1.761	1.786	0.820	7	4	792	471
August	2020	117	1,492,766,049.44	1.717	1.741	0.720	16	6	919	583
September	2020	130	1,643,294,799.93	1.514	1.535	0.650	19	5	945	633
October	2020	133	1,596,545,753.60	1.451	1.471	0.600	8	10	997	672
November	2020	134	1,642,592,913.67	1.382	1.401	0.560	10	4	1,037	717
December	2020	141	1,876,349,566.08	1.201	1.218	0.560	12	3	947	651
January	2021	145	1,778,545,179.70	1.199	1.216	0.420	7	4	991	667
February	2021	143	1,659,345,842.28	1.227	1.244	0.370	2	5	1,073	715
March	2021	139	1,663,448,237.19	1.174	1.190	0.350	0	4	1,052	684
Average		125	1,632,814,525.86	1.578%	1.600%	0.815	7	5	901	582

**Stanislaus County Pool 2020/21
Portfolio Management
Distribution of Investments By Type
March 2020 through March 2021**

Security Type	March 2020	April 2020	May 2020	June 2020	July 2020	August 2020	September 2020	October 2020	November 2020	December 2020	January 2021	February 2021	March 2021	Average by Period
Certificates of Deposit - Bank														
Negotiable CDs	4.9	5.4	3.7	6.0	11.1	11.4	10.4	9.5	9.5	16.3	15.8	13.9	12.4	10.0%
Commercial Paper Disc. -Amortizing	7.4	9.8	7.6	6.3	5.2	3.7	2.7		1.5	2.7	2.8	3.0	3.0	4.3%
Bankers Acceptances -Amortizing														
Managed Pool Account - LAIF	4.2	4.1	4.0	4.1	4.9	5.0	4.6	4.7	4.6	4.0	4.2	1.8	4.5	4.2%
Managed Pool Account - CAMP			18.2	17.5	9.5	4.0	6.1	5.6	2.4	5.1				5.3%
Federal Agency Coupon Securities	27.0	25.3	23.0	19.3	24.3	30.6	33.9	37.6	39.7	36.3	36.9	40.1	40.0	31.8%
Federal Agency Disc. -Amortizing														
Treasury Coupon Securities	23.8	22.5	21.5	22.5	21.2	20.4	18.5	17.8	17.3	14.6	15.4	14.8	12.9	18.7%
Treasury Discounts -Amortizing														
Rolling Repurchase Agreements														
Repurchase Agreements - Term														
Medium Term Notes	24.9	23.8	22.2	22.6	23.3	24.4	23.1	23.9	23.7	20.8	22.7	25.3	24.9	23.5%
California Registered Warrants														
Municipal Bonds						0.2	0.2	0.2	0.2	0.2	0.2	0.2	0.2	0.1%
Money Market Accounts	7.8	9.2		1.7	0.6	0.4	0.5	0.7	1.0	0.1	2.0	1.0	2.1	2.1%
Municipal Anticipation Note														
Calif Local Agency Indebtedness														