

**THE BOARD OF SUPERVISORS OF THE COUNTY OF STANISLAUS
BOARD ACTION SUMMARY**

DEPT: Treasurer / Tax Collector

BOARD AGENDA: 6.B.10
AGENDA DATE: November 24, 2020

SUBJECT:

Acceptance of the Stanislaus County Treasury Pool September 2020 Monthly Investment Report

BOARD ACTION AS FOLLOWS:

RESOLUTION NO. 2020-0619

On motion of Supervisor Chiesa Seconded by Supervisor Withrow
and approved by the following vote,
Ayes: Supervisors: Chiesa, Withrow, DeMartini and Chairwoman Olsen
Noes: Supervisors: None
Excused or Absent: Supervisors: District Four vacant
Abstaining: Supervisor: None

- 1) X Approved as recommended
- 2) Denied
- 3) Approved as amended
- 4) Other:

MOTION:

ATTEST:  _____
ELIZABETH A. KING, Clerk of the Board of Supervisors

File No.

**THE BOARD OF SUPERVISORS OF THE COUNTY OF STANISLAUS
AGENDA ITEM**

DEPT: Treasurer / Tax Collector

BOARD AGENDA:6.B.10
AGENDA DATE: November 24, 2020

CONSENT:

CEO CONCURRENCE: YES

4/5 Vote Required: No

SUBJECT:

Acceptance of the Stanislaus County Treasury Pool September 2020 Monthly Investment Report

STAFF RECOMMENDATION:

1. Accept the September 2020 Investment Report for the Stanislaus County Treasury Pool.
2. Authorize the Chairwoman of the Board of Supervisors to sign on behalf of the Board that the report has been reviewed and accepted.

DISCUSSION:

On April 16, 1996, the Board of Supervisors enacted Code Sections 2.30.010 through 2.30.040. This provided for a comprehensive policy of investment delegation and oversight, including:

- Delegation of day-to-day investment to the County Treasurer-Tax Collector;
- Qualifications for the Office of County Treasurer-Tax Collector; and
- Establishment of a Treasury Pool Oversight Committee.

On June 23, 2020, the Board of Supervisors reviewed and adopted revisions to the Investment Policy (Policy), effective July 1, 2020. Revisions to the Policy were prepared by the Stanislaus County Treasurer-Tax Collector and reviewed for conformity with California State law by the Treasury Oversight Committee members comprised of the County Auditor-Controller, the County Superintendent of Schools' designee, and a member of the public familiar with investments.

The Policy includes language that mandates the preparation of the monthly report and provides guidelines for its contents. Each monthly report contains a summary along with sufficient detail to show investment activity and compliance with legal and policy directives. The report is prepared by the Stanislaus County Treasurer-Tax Collector's Office, reviewed by the Treasurer-Tax Collector for conformity with the Stanislaus County Treasury Pool Investment Policy, and distributed to the Treasury Pool Oversight Committee.

The Stanislaus County Treasury Pool yield to maturity for September 2020 was 1.51%. The Average-Days-to-Maturity at the end of September was 633 days. With the current cash flow and investment schedule, the Treasury is projecting sufficient cash to meet historical cash needs for the next six months, through the end of March 2021. To

provide additional information regarding the composition of the Treasury Pool and the diversity of holdings, the Treasurer-Tax Collector's monthly investment report includes the composition of the pool, as provided by the Auditor-Controller, a comparison of the Treasury Pool investment holdings year-on-year, and a comparison of the Stanislaus County Treasury Pool to similar investment pools in the eight comparable counties. It should be noted that differences in size, cash flow, need, and composition of funds greatly impact the strategy used and that earnings rates will fluctuate over time.

Upon acceptance and signature of the Chairwoman, the report can be viewed on the Stanislaus County Treasurer-Tax Collector's Office website at:

<http://www.stancounty.com/tr-tax/treasury.shtm>.

POLICY ISSUE:

Section 27133(e) of the State of California Government Code requires that the Treasurer of any county having an Oversight Committee prepare an investment report for said Committee. Section 2.30.040 of the Stanislaus County Code establishes the Treasury Oversight Committee and the Stanislaus County Investment Policy further mandates preparation, review, and acceptance of the investment report.

FISCAL IMPACT:

As part of the administration of the Pool, costs associated with the report (estimated at approximately \$800 per month) are deducted from interest earnings before distribution is made to the participating agencies' funds.

BOARD OF SUPERVISORS' PRIORITY:

The recommended actions are consistent with the Board's priority of *Delivering Efficient Public Services and Community Infrastructure* by providing transparency and adherence to the law through the issuance of monthly investment reports.

STAFFING IMPACT:

There is no staffing impact associated with acceptance of the Treasury Pool's September 2020 Monthly Investment Report. Existing Department staff prepares the monthly report.

CONTACT PERSON:

Nathan Amarante, Chief Deputy Treasurer

Telephone: (209) 525-4466

ATTACHMENT(S):

1. September 2020 Monthly Investment Report



Striving to be the Best

OFFICE OF TREASURER/TAX COLLECTOR

**Donna Riley
Treasurer/Tax Collector**

PO Box 3052, Modesto, CA 95353-0859
Phone: 209.525.6524 Fax: 209.525-4333




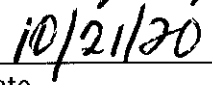

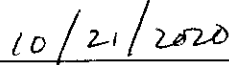
**County of Stanislaus Treasury Pool
Monthly Investment Report
September 2020**

The Stanislaus County Treasury Pool yield to maturity for September 2020 was 1.51%. The Average-Days-to-Maturity at the end of September was 633 days.


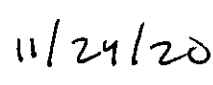
With our current cash flow and investment schedule, we will have sufficient cash to meet our historical cash needs for the next six months, through the end of March 2021.

The portfolio has been reviewed by both the Treasurer/Tax Collector and the Assistant Treasurer/Tax Collector for compliance with the investment policy. The MUFG Union Bank custodial statement has been reviewed by both the Treasurer/Tax Collector and the Assistant Treasurer/Tax Collector for accuracy and completeness. The custodial statement is the source of market valuation for securities held by our custodial agent. All other securities are valued at cost.

The Treasury Monthly Investment Report for September 2020 has been forwarded to the Treasury Oversight Committee members.

	
Nathan Amante, Chief Deputy Treasurer	Date
	
Dolores Sarenana, Assistant Treasurer/Tax Collector	Date
	
Donna Riley, Treasurer/Tax Collector	Date

The County of Stanislaus Board of Supervisors has reviewed and accepted the September 2020 Treasurer's Monthly Investment Report.

	
Chairwoman, Board of Supervisors	Date



**STANISLAUS COUNTY
SHORT-TERM INVESTMENT POOL SUMMARY
SEPTEMBER 30, 2020**

CASHFLOW:	SEPTEMBER 2020	YTD FY 2020/2021	SEPTEMBER 2019	YTD FY 2019/2020
BEG. CASH BALANCE	\$ 1,508,208,983.56	\$ 1,588,704,847.52	\$ 1,360,192,215.74	\$ 1,547,839,684.60
RECEIPTS	396,129,902.03	871,095,801.57	266,020,071.16	624,355,754.22
DISBURSEMENTS	(247,181,074.55)	(802,642,838.05)	(246,849,792.95)	(792,832,944.87)
ENDING CASH BALANCE	\$ 1,657,157,811.04	\$ 1,657,157,811.04	\$ 1,379,362,493.95	\$ 1,379,362,493.95

INTEREST INCOME:	SEPTEMBER 2020	YTD FY 2020/2021	SEPTEMBER 2019	YTD FY 2019/2020
INTEREST RECEIVED	\$ 2,886,701.86	\$ 8,277,143.74	\$ 3,705,423.96	\$ 9,453,968.12
TREASURY EXPENSE*	(43,455.46)	(143,875.12)	(61,335.15)	(179,538.51)
AUDITOR EXPENSE*	(15,267.18)	(38,087.18)	(10,513.37)	(32,142.05)
NET DISTRIBUTION	\$ 2,827,979.22	\$ 8,095,181.44	\$ 3,633,575.44	\$ 9,242,287.56

*BASED ON ACTUALS

BALANCE - SEPTEMBER 2020 ENDING	DOLLAR COST	MARKET VALUE	MAX INVEST. AS % OF TOTAL	INVESTMENTS AS % OF TOTAL	MAX DAYS TO MATURE	AVG DAYS TO MATURE	YTM 360 EQUIV.
NEGOTIABLE CERT. OF DEPOSIT	\$ 171,013,879.59	\$ 171,199,760.00	30.00%	10.41%	1,825	226	0.53%
COMMERCIAL PAPER	44,684,545.83	44,997,050.00	40.00%	2.72%	270	24	1.15%
MANAGED POOL - LAIF	75,000,000.00	75,308,590.05		4.56%		1	0.64%
MANAGED POOL - CAMP	100,000,000.00	100,020,000.00		6.09%		1	0.25%
AGENCIES	556,744,343.65	563,711,542.18		33.89%	1,825	1,233	1.12%
TREASURIES	304,450,229.19	309,830,650.00		18.53%	1,825	290	2.49%
MEDIUM TERM NOTES	379,848,724.95	388,455,895.95	30.00%	23.12%	1,825	585	2.35%
MUNICIPAL BONDS	3,000,000.00	3,003,970.00		0.18%		1,370	0.49%
MONEY MARKET	8,281,723.41	8,281,723.41		0.50%		1	0.01%
TOTAL INVESTMENTS	\$ 1,643,023,446.62	\$ 1,664,809,181.59		100.00%		633	1.51%
BOOK CASH BALANCE	14,134,364.42	14,134,364.42					
TOTAL	\$ 1,657,157,811.04	\$ 1,678,943,546.01					

BOOK & BANK BALANCE RECONCILIATION:

ORACLE FMS ENDING BOOK CASH BALANCE	\$ 14,085,670.99
TREASURY DEPOSITS IN TRANSIT (VAULT)	48,693.43
BOOK CASH BALANCE	\$ 14,134,364.42
<u>UNRECORDED BANK ITEMS</u>	
TREASURY/TAXES CREDIT CARD REVENUE	(1,093,841.48)
TREASURY DEPOSITS IN TRANSIT (CASH/COIN SHIPMENTS)	(85,000.00)
TREASURY CASH ON HAND (VAULT)	(48,693.43)
<u>UNRECORDED BOOK ITEMS</u>	
BANK CREDITS/REVENUE (9/30)	339,672.16
BANK DEBITS/WITHDRAWALS (9/30)	(5,411,653.67)
BANK CASH BALANCE	\$ 7,834,848.00

ORACLE FMS TOTAL INVESTMENTS RECONCILIATION:

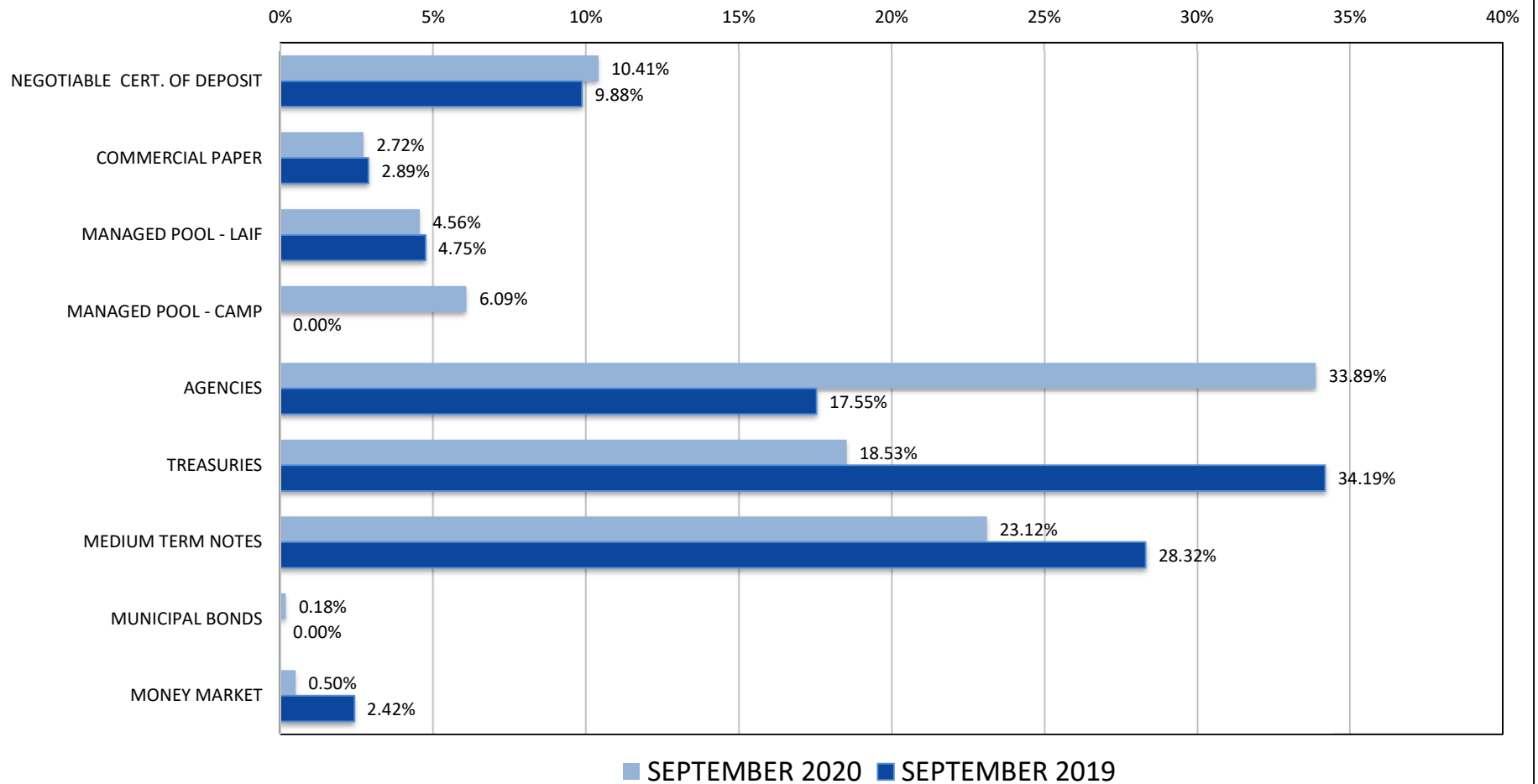
POOLED CASH - ALL FUNDS ON DEPOSIT	\$ 1,610,049,329.36
OUTSTANDING CHECKS/TRANSACTIONS	38,831,337.94
UNDISTRIBUTED YTD INTEREST	8,277,143.74
TOTAL CASH & INVESTMENTS	\$ 1,657,157,811.04

POOLED CASH PARTICIPANT DETAIL

COUNTY	45%	\$ 723,798,683.99
SCHOOL DISTRICTS	52%	845,066,491.89
SPECIAL DISTRICTS	3%	41,184,153.48
TOTAL		\$ 1,610,049,329.36

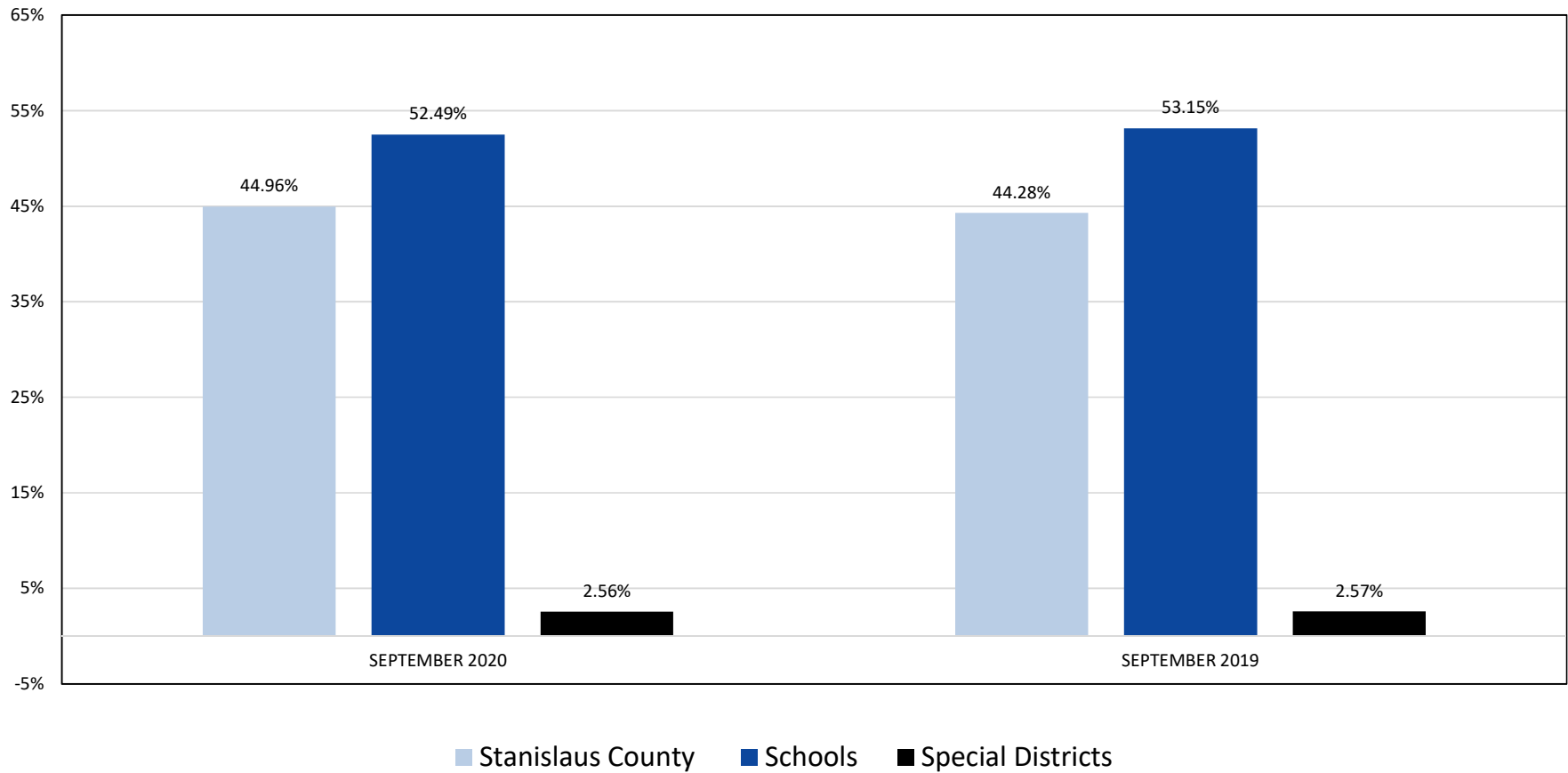


**STANISLAUS COUNTY TREASURY POOL
YEARLY COMPARISON OF ASSET DISTRIBUTION
SEPTEMBER 30, 2020
VS. SEPTEMBER 30, 2019**



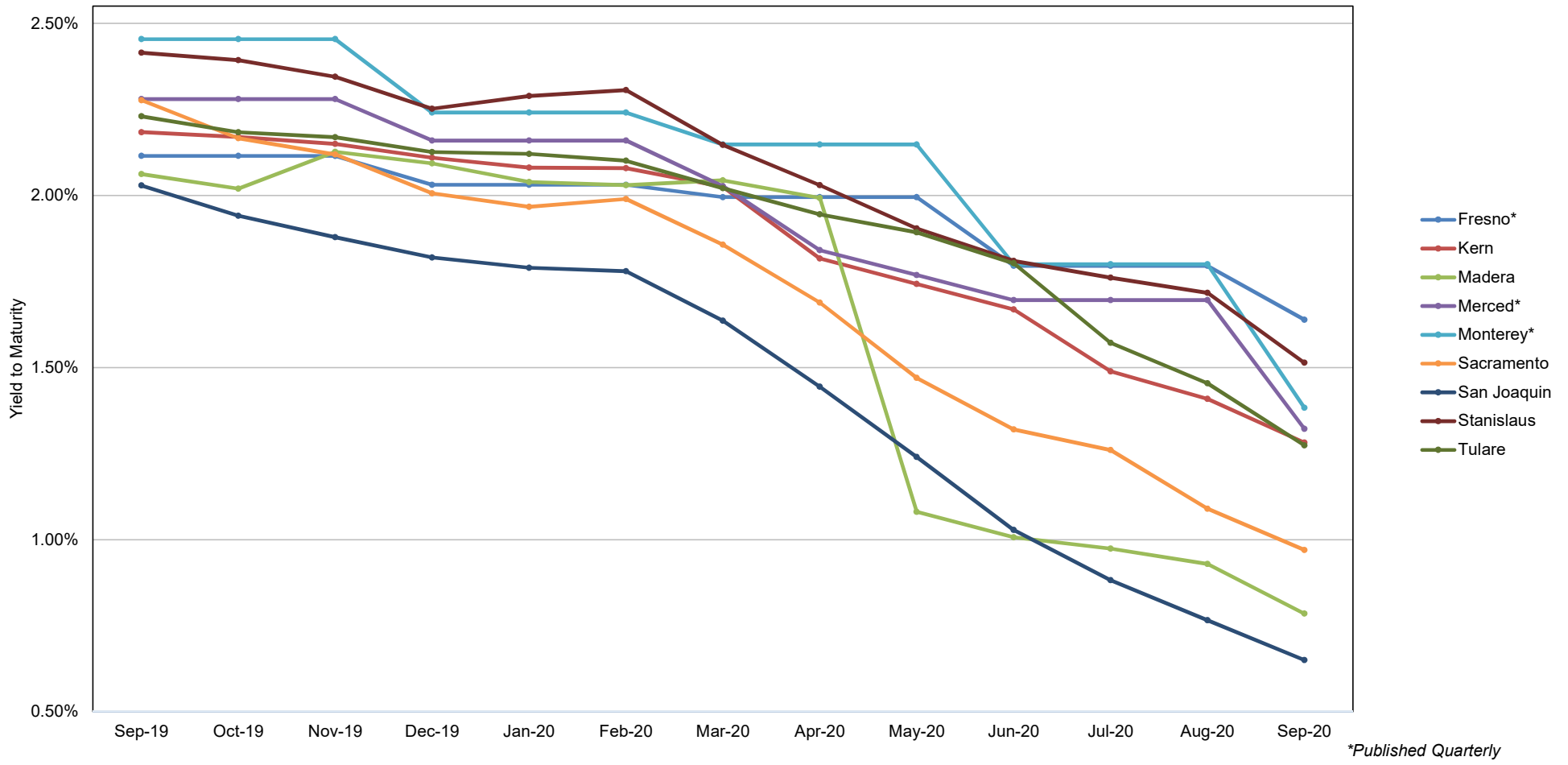


**STANISLAUS COUNTY TREASURY POOL
YEARLY COMPARISON OF PARTICIPANTS
SEPTEMBER 30, 2020
VS. SEPTEMBER 30, 2019**





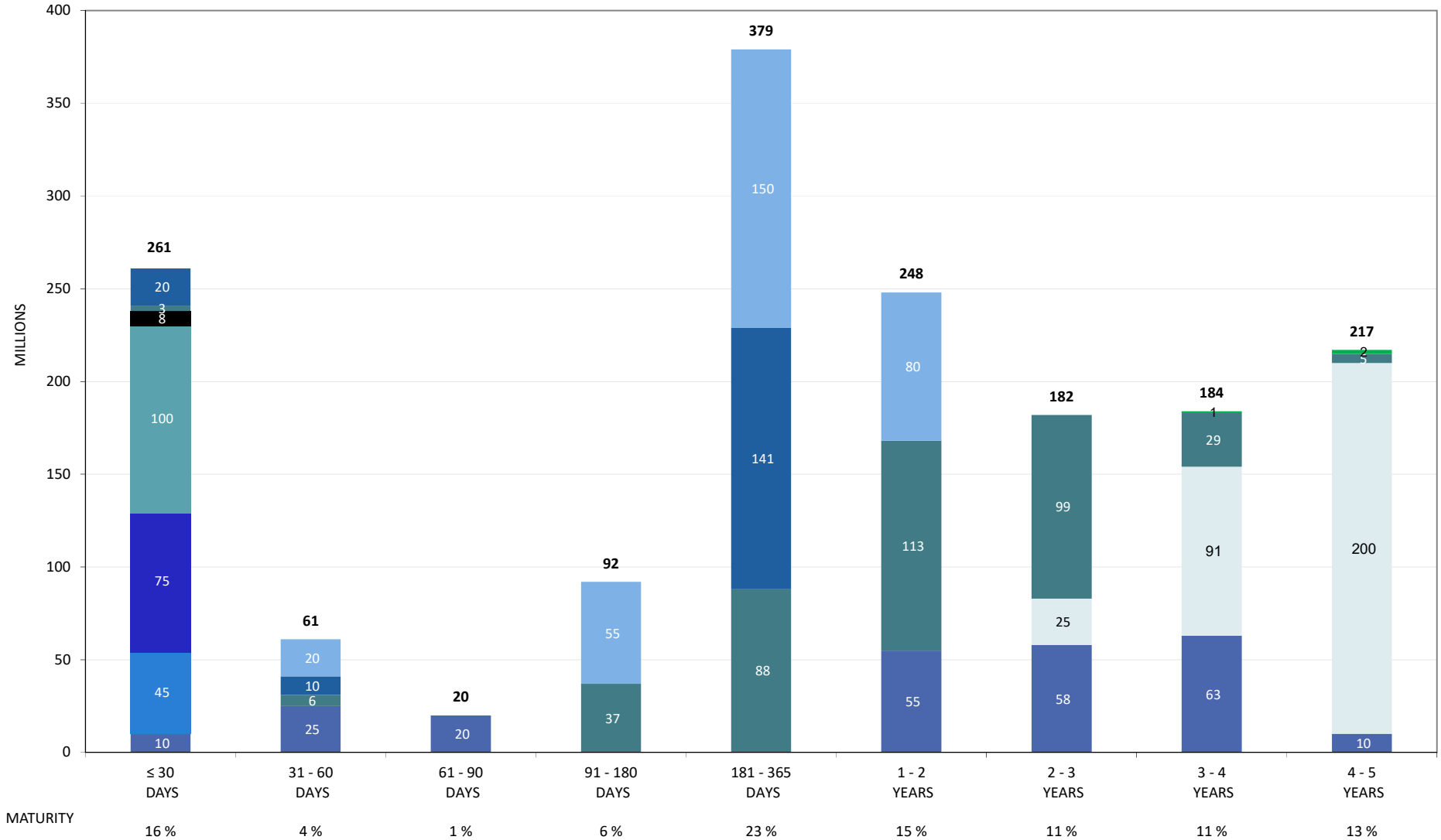
STANISLAUS COUNTY TREASURY POOLED INVESTMENTS COMPARISON OF YIELD TO MATURITY FOR EIGHT COMPARABLE COUNTIES SEPTEMBER 2019 - SEPTEMBER 2020





STANISLAUS COUNTY TREASURY POOL LONG TERM MATURITY DISTRIBUTION SEPTEMBER 30, 2020

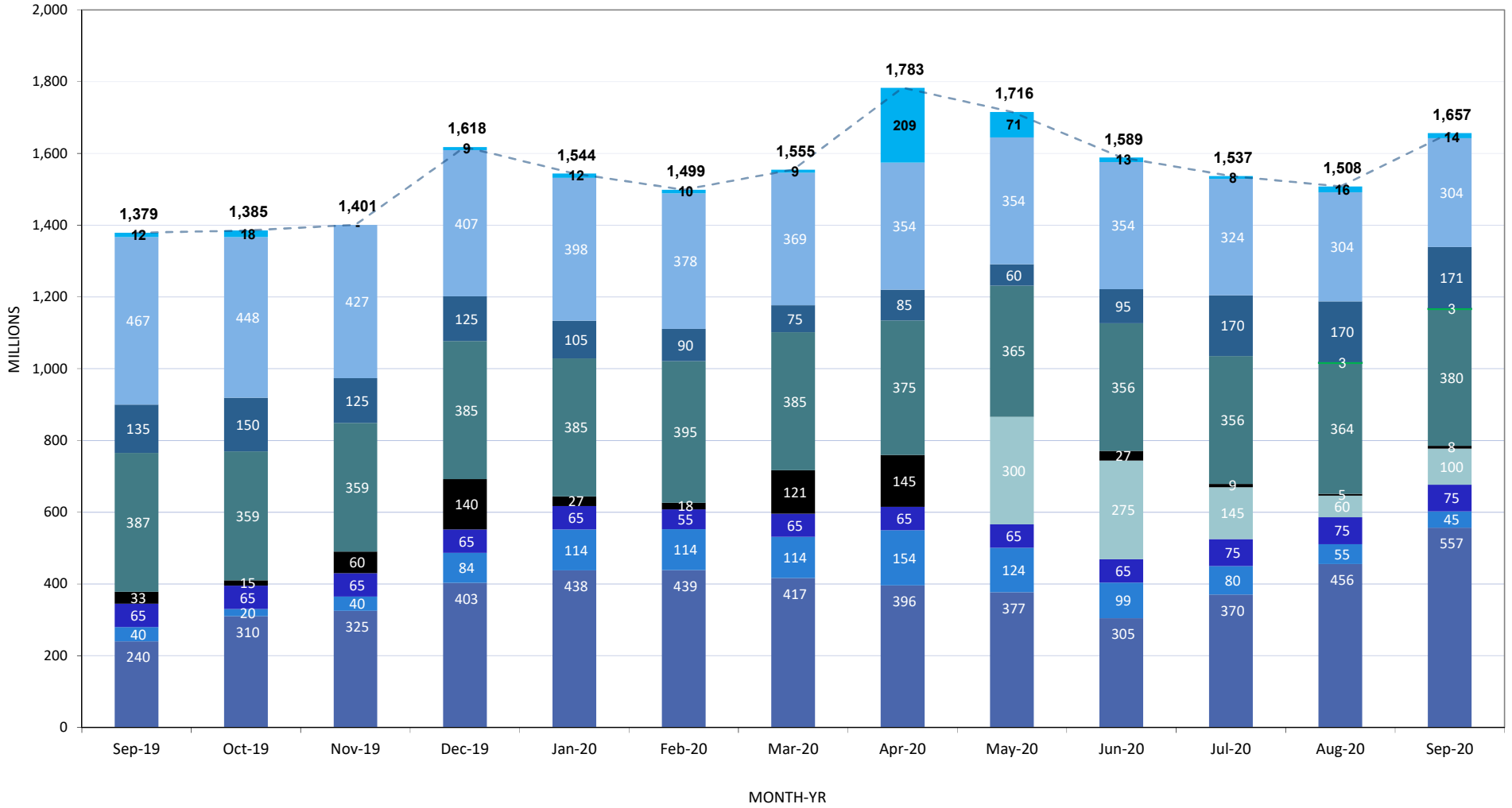
- AGENCIES (BULLETS)
- AGENCIES (CALLABLE)
- COMMERCIAL PAPER
- MANAGED POOL - LAIF
- MANAGED POOL - CAMP
- MONEY MARKET
- MEDIUM TERM NOTES
- MUNICIPAL BONDS
- NEGOTIABLE CERT. OF DEPOSIT
- TREASURIES





STANISLAUS COUNTY TREASURY POOL TOTAL CASH & INVESTMENTS WITH ASSET DISTRIBUTION SEPTEMBER 2019 - SEPTEMBER 2020

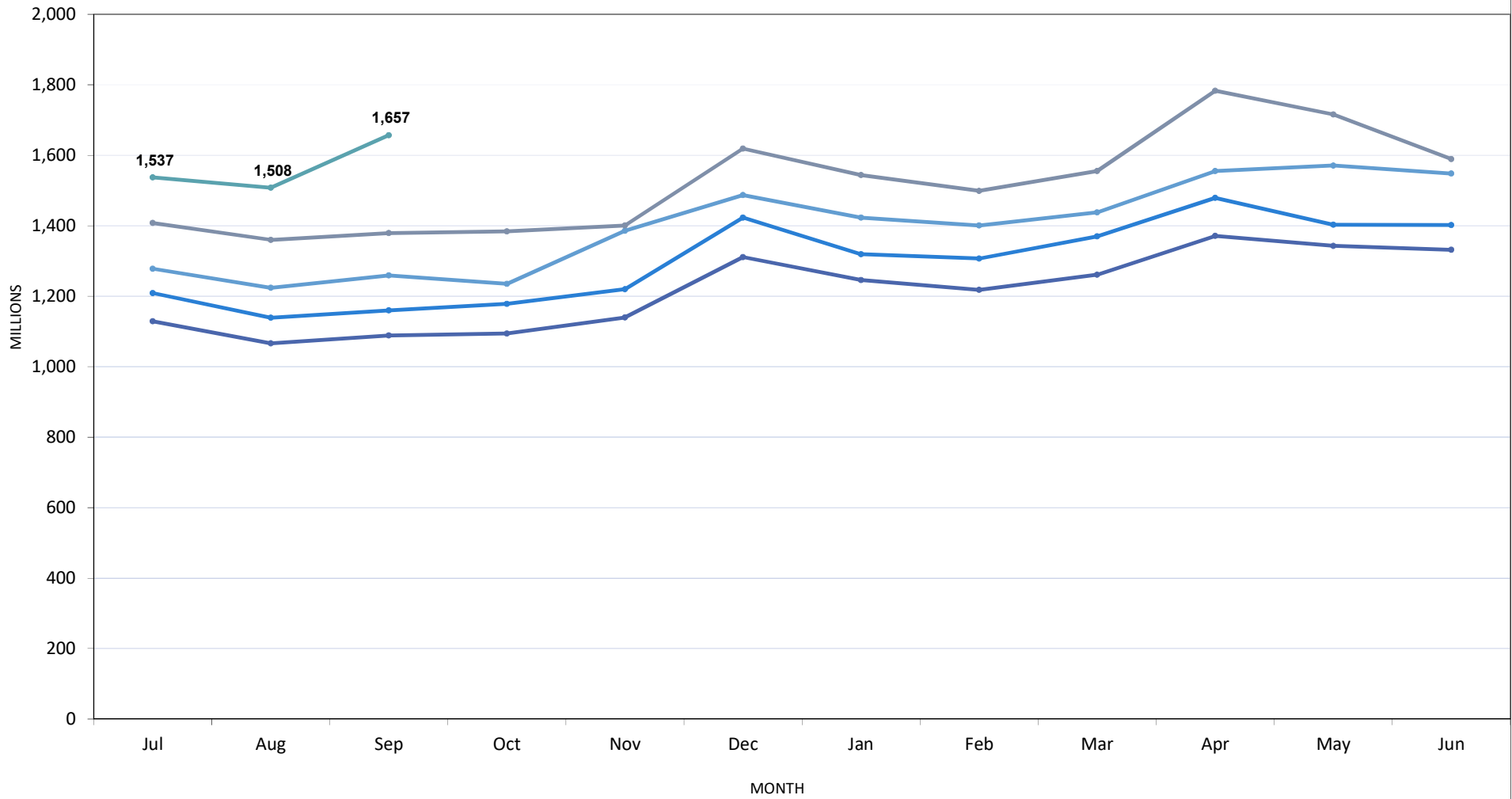
- AGENCIES
- COMMERCIAL PAPER
- MANAGED POOL - LAIF
- MANAGED POOL - CAMP
- MONEY MARKET
- MEDIUM TERM NOTES
- MUNICIPAL BONDS
- NEGOTIABLE CERT. OF DEPOSIT
- TREASURIES
- BANK ACCOUNT





STANISLAUS COUNTY TREASURY POOL TOTAL CASH & INVESTMENTS BY FISCAL YEAR

16/17 17/18 18/19 19/20 20/21





**STANISLAUS COUNTY TREASURY POOL
INTEREST ON INVESTMENTS
SEPTEMBER 2020**

DATE	90110/11 CERTIFICATE OF DEPOSIT	90115 COMMERCIAL PAPER	90125 MANAGED FUNDS (LAIF)	90126 MANAGED FUNDS (CAMP)	90130/31 AGENCIES COUP./DISC.	90132/33 TREASURIES COUP./DISC.	90140 MED. TERM NOTES	90165 MONEY MARKET	SYMPRO TOTAL	ORACLE	VARIANCE
1	\$ -	\$ 9,644.44	\$ -	\$ -	\$ -	\$ -	\$ -	\$ -	\$ 9,644.44	\$ 9,644.44	\$ -
2	-	-	-	95,715.01	-	-	-	291.45	96,006.46	96,006.46	-
3	-	-	-	-	-	-	-	-	-	-	-
4	-	-	-	-	-	-	70,000.00	-	70,000.00	70,000.00	-
5	-	-	-	-	-	-	-	-	-	-	-
6	-	-	-	-	-	-	-	-	-	-	-
7	-	-	-	-	-	-	-	-	-	-	-
8	-	-	-	-	-	-	374,625.00	-	374,625.00	374,625.00	-
9	-	-	-	-	100,000.00	-	165,000.00	-	265,000.00	265,000.00	-
10	-	-	-	-	-	-	-	-	-	-	-
11	-	-	-	-	577,200.00	-	-	-	577,200.00	577,200.00	-
12	-	-	-	-	-	-	-	-	-	-	-
13	-	-	-	-	-	-	-	-	-	-	-
14	-	-	-	-	503,125.00	-	-	-	503,125.00	503,125.00	-
15	-	-	-	-	-	384,375.00	-	-	384,375.00	384,375.00	-
16	-	-	-	-	-	-	-	-	-	-	-
17	-	-	-	-	-	-	-	-	-	-	-
18	309,400.01	-	-	-	-	-	-	-	309,400.01	309,400.01	-
19	-	-	-	-	-	-	-	-	-	-	-
20	-	-	-	-	-	-	-	-	-	-	-
21	-	-	-	-	-	-	-	-	-	-	-
22	-	-	-	-	-	-	-	-	-	-	-
23	-	-	-	-	-	-	-	-	-	-	-
24	-	-	-	-	-	-	-	-	-	-	-
25	-	-	-	-	-	-	-	-	-	-	-
26	-	-	-	-	-	-	-	-	-	-	-
27	-	-	-	-	-	-	-	-	-	-	-
28	-	-	-	-	75,705.62	-	-	-	75,705.62	75,705.62	-
29	-	-	-	-	39,865.00	-	-	-	39,865.00	39,865.00	-
30	-	-	-	-	(59,522.30)	387,427.44	(146,149.81)	-	181,755.33	181,755.33	-
TOTAL	\$ 309,400.01	\$ 9,644.44	\$ -	\$ 95,715.01	\$ 1,236,373.32	\$ 771,802.44	\$ 463,475.19	\$ 291.45	\$ 2,886,701.86	\$ 2,886,701.86	\$ -



**Stanislaus County Pool 2020/21
Portfolio Management
Portfolio Summary
September 30, 2020**

Investments	Par Value	Market Value	Book Value	% of Portfolio	Term	Days to Maturity	YTM 360 Equiv.
Negotiable CDs	171,000,000.00	171,199,760.00	171,004,494.00	10.41	316	226	0.530
Commercial Paper Disc. -Amortizing	45,000,000.00	44,997,050.00	44,965,284.73	2.74	210	24	1.153
Managed Pool Account - LAIF	75,000,000.00	75,308,590.05	75,000,000.00	4.56	1	1	0.641
Managed Pool Account - CAMP	100,000,000.00	100,020,000.00	100,000,000.00	6.09	1	1	0.247
Federal Agency Coupon Securities	554,441,000.00	563,711,542.18	556,744,343.65	33.88	1,459	1,233	1.115
Treasury Coupon Securities	305,000,000.00	309,830,650.00	304,450,229.19	18.53	905	290	2.492
Medium Term Notes	375,196,000.00	388,455,895.95	379,848,724.95	23.12	1,048	585	2.349
Municipal Bonds	3,000,000.00	3,003,970.00	3,000,000.00	0.18	1,426	1,370	0.492
Money Market Accounts	8,281,723.41	8,281,723.41	8,281,723.41	0.50	1	1	0.013
	1,636,918,723.41	1,664,809,181.59	1,643,294,799.93	100.00%	945	633	1.514

Total Earnings	September 30 Month Ending	Fiscal Year To Date
Current Year	1,985,921.47	7,165,039.87
Average Daily Balance	1,582,149,377.25	1,547,344,040.52
Effective Rate of Return	1.53%	1.84%

Stanislaus County Pool 2020/21
Portfolio Management
Portfolio Details - Investments
September 30, 2020

CUSIP	Investment #	Issuer	Average Balance	Purchase Date	Par Value	Market Value	Book Value	Stated Rate	YTM 360	YTM 365	Days to Maturity	Maturity Date
Negotiable CDs												
00851BFB6	3677	AGRI BANK CN NY		04/23/2020	10,000,000.00	10,005,400.00	10,000,000.00	1.050	1.050	1.065	22	10/23/2020
48668ML43	3687	KOOKMIN BANK NY		07/01/2020	25,000,000.00	25,045,250.00	25,000,000.00	0.540	0.540	0.548	272	06/30/2021
53947CFH6	3685	Lloyds TSB Bank PLC NY		06/30/2020	25,000,000.00	25,048,750.00	25,000,000.00	0.550	0.550	0.558	272	06/30/2021
53947CFH6	3686	Lloyds TSB Bank PLC NY		06/30/2020	25,000,000.00	25,048,750.00	25,000,000.00	0.550	0.550	0.558	272	06/30/2021
63873QJV7	3691	Natixis Banque Popular NY		07/22/2020	25,000,000.00	25,019,500.00	25,000,000.00	0.350	0.350	0.355	216	05/05/2021
21684XFS0	3680	Cooperatieve Rabobank UA/NY		04/30/2020	10,000,000.00	10,007,800.00	10,004,494.00	0.650	0.430	0.436	53	11/23/2020
85325V5E6	3678	Standard Chartered Bk NY		04/24/2020	10,000,000.00	10,005,600.00	10,000,000.00	1.150	1.150	1.166	19	10/20/2020
85325V6B1	3690	Standard Chartered Bk NY		07/22/2020	25,000,000.00	25,021,750.00	25,000,000.00	0.405	0.405	0.411	279	07/07/2021
85325V7C8	3726	Standard Chartered Bk NY		09/24/2020	16,000,000.00	15,996,960.00	16,000,000.00	0.280	0.280	0.284	309	08/06/2021
Subtotal and Average			167,238,711.04		171,000,000.00	171,199,760.00	171,004,494.00		0.530	0.538	226	
Commercial Paper Disc. -Amortizing												
22533TKS4	3669	CREDIT AGRI CIB		01/31/2020	15,000,000.00	14,998,950.00	14,983,229.17	1.610	1.650	1.673	25	10/26/2020
63873JKL3	3676	Natixis Banque Popular NY		04/23/2020	10,000,000.00	9,999,500.00	9,995,777.78	0.800	0.803	0.814	19	10/20/2020
63873JKT6	3681	Natixis Banque Popular NY		04/30/2020	10,000,000.00	9,999,300.00	9,996,750.00	0.450	0.451	0.457	26	10/27/2020
89233GKT2	3679	Toyota Motor Credit Corp		04/30/2020	10,000,000.00	9,999,300.00	9,989,527.78	1.450	1.461	1.481	26	10/27/2020
Subtotal and Average			44,944,682.64		45,000,000.00	44,997,050.00	44,965,284.73		1.153	1.169	24	
Managed Pool Account - LAIF												
SYS61	61	Local Agency Investment Fund		07/01/2019	75,000,000.00	75,308,590.05	75,000,000.00	0.650	0.641	0.650	1	
Subtotal and Average			75,000,000.00		75,000,000.00	75,308,590.05	75,000,000.00		0.641	0.650	1	
Managed Pool Account - CAMP												
CAMP	62	California Asset Management Pr		05/20/2020	100,000,000.00	100,020,000.00	100,000,000.00	0.250	0.247	0.250	1	
Subtotal and Average			83,833,333.33		100,000,000.00	100,020,000.00	100,000,000.00		0.247	0.250	1	
Federal Agency Coupon Securities												
31422BNM8	3647	Farmer Mac		10/30/2019	5,800,000.00	6,036,930.00	5,789,503.01	1.630	1.668	1.691	1,124	10/30/2023
31422BQP8	3656	Farmer Mac		12/16/2019	25,000,000.00	25,930,250.00	25,000,000.00	1.640	1.618	1.640	988	06/16/2023
3133EHW58	3481	Federal Farm Credit Bank		11/27/2017	25,000,000.00	25,068,500.00	24,998,379.63	1.900	1.916	1.943	57	11/27/2020
3133EJ2R9	3559	Federal Farm Credit Bank		12/14/2018	20,000,000.00	20,107,800.00	19,998,235.83	2.750	2.757	2.795	74	12/14/2020
3133EGWJ0	3621	Federal Farm Credit Bank		05/29/2019	5,695,000.00	5,834,128.85	5,614,276.13	1.400	2.111	2.140	728	09/29/2022
3133EK4X1	3648	Federal Farm Credit Bank		11/01/2019	5,000,000.00	5,209,200.00	4,987,524.06	1.600	1.661	1.684	1,126	11/01/2023
3133EK4X1	3650	Federal Farm Credit Bank		11/01/2019	10,000,000.00	10,418,400.00	9,982,502.08	1.600	1.636	1.659	1,126	11/01/2023
3133ELGU2	3665	Federal Farm Credit Bank		01/10/2020	12,000,000.00	12,368,400.00	11,989,353.00	1.550	1.568	1.590	831	01/10/2023
3133ELZ64	3692	Federal Farm Credit Bank		07/27/2020	5,000,000.00	4,988,550.00	4,996,398.15	0.640	0.648	0.657	1,579	01/27/2025
3133ELZ80	3693	Federal Farm Credit Bank		07/29/2020	25,000,000.00	25,013,250.00	25,000,000.00	0.580	0.572	0.580	1,762	07/29/2025
3133EL2S2	3694	Federal Farm Credit Bank		08/04/2020	10,000,000.00	10,013,500.00	10,000,000.00	0.670	0.661	0.670	1,768	08/04/2025

Portfolio POOL
AC
PM (PRF_PM2) 7.3.0

**Stanislaus County Pool 2020/21
Portfolio Management
Portfolio Details - Investments
September 30, 2020**

CUSIP	Investment #	Issuer	Average Balance	Purchase Date	Par Value	Market Value	Book Value	Stated Rate	YTM 360	YTM 365	Days to Maturity	Maturity Date
Federal Agency Coupon Securities												
3133EL4W1	3715	Federal Farm Credit Bank		09/03/2020	10,000,000.00	9,985,000.00	9,996,433.69	0.610	0.612	0.620	1,789	08/25/2025
3133EL6H2	3716	Federal Farm Credit Bank		09/08/2020	10,000,000.00	9,992,800.00	9,995,491.56	0.360	0.369	0.374	1,250	03/04/2024
3133EL6V1	3719	Federal Farm Credit Bank		09/14/2020	10,000,000.00	9,993,600.00	9,992,572.49	0.430	0.444	0.450	1,440	09/10/2024
3133EMAB8	3722	Federal Farm Credit Bank		09/17/2020	10,000,000.00	9,993,800.00	9,995,051.85	0.390	0.398	0.403	1,355	06/17/2024
3130AEWA4	3583	Federal Home Loan Bank		02/15/2019	10,000,000.00	10,000,000.00	10,000,000.00	2.625	2.497	2.531	0	10/01/2020
313378WG2	3607	Federal Home Loan Bank		04/10/2019	15,000,000.00	15,509,100.00	15,033,025.69	2.500	2.360	2.393	526	03/11/2022
3130A0EN6	3608	Federal Home Loan Bank		04/10/2019	9,355,000.00	9,660,627.85	9,413,945.27	2.875	2.294	2.326	435	12/10/2021
3130A0EN6	3620	Federal Home Loan Bank		05/28/2019	5,260,000.00	5,431,844.20	5,306,145.25	2.875	2.086	2.115	435	12/10/2021
313380GJ0	3627	Federal Home Loan Bank		05/29/2019	10,000,000.00	10,361,800.00	9,975,688.31	2.000	2.101	2.130	708	09/09/2022
3130AH6Q1	3642	Federal Home Loan Bank		09/30/2019	10,000,000.00	10,243,800.00	9,991,106.17	1.560	1.590	1.612	643	07/06/2022
3130A2UW4	3644	Federal Home Loan Bank		10/25/2019	20,000,000.00	22,111,800.00	20,902,541.30	2.875	1.657	1.680	1,443	09/13/2024
3130A1XJ2	3645	Federal Home Loan Bank		10/25/2019	20,000,000.00	21,935,200.00	20,887,974.48	2.875	1.603	1.625	1,352	06/14/2024
313383QR5	3649	Federal Home Loan Bank		10/31/2019	5,340,000.00	5,769,603.00	5,562,973.06	3.250	1.621	1.644	981	06/09/2023
3130AJZ36	3707	Federal Home Loan Bank		08/27/2020	10,000,000.00	9,992,600.00	9,990,188.89	0.600	0.612	0.620	1,791	08/27/2025
3130AJZH5	3712	Federal Home Loan Bank		09/04/2020	3,000,000.00	2,996,580.00	2,999,526.63	0.450	0.450	0.456	1,426	08/27/2024
3130AK4T0	3718	Federal Home Loan Bank		09/11/2020	5,000,000.00	4,991,190.00	4,995,055.56	0.580	0.592	0.600	1,806	09/11/2025
3130AK6F8	3724	Federal Home Loan Bank		09/21/2020	10,000,000.00	9,975,000.00	9,992,569.44	0.230	0.252	0.255	1,085	09/21/2023
3130AK6F8	3725	Federal Home Loan Bank		09/21/2020	5,000,000.00	4,987,500.00	4,997,523.15	0.230	0.243	0.247	1,085	09/21/2023
3134GUR85	3667	Federal Home Loan Mortgage Co		01/13/2020	10,000,000.00	10,002,700.00	10,000,000.00	1.830	1.805	1.830	1,107	10/13/2023
3134GWEU6	3689	Federal Home Loan Mortgage Co		07/29/2020	25,000,000.00	24,946,500.00	25,000,000.00	0.730	0.720	0.730	1,762	07/29/2025
3134GWJW7	3695	Federal Home Loan Mortgage Co		08/04/2020	15,000,000.00	14,956,650.00	15,000,000.00	0.550	0.542	0.550	1,768	08/04/2025
3134GWHU3	3701	Federal Home Loan Mortgage Co		08/18/2020	5,000,000.00	4,987,150.00	5,000,000.00	0.700	0.690	0.700	1,782	08/18/2025
3134GWSK3	3711	Federal Home Loan Mortgage Co		09/03/2020	15,000,000.00	14,989,800.00	15,001,166.67	0.400	0.395	0.400	1,243	02/26/2024
3134GV3A4	3714	Federal Home Loan Mortgage Co		09/04/2020	8,000,000.00	8,007,600.00	8,021,274.51	0.500	0.446	0.452	1,369	07/01/2024
3134GWJ64	3717	Federal Home Loan Mortgage Co		09/10/2020	10,000,000.00	10,001,000.00	10,000,000.00	0.400	0.395	0.400	1,348	06/10/2024
3134GWL38	3721	Federal Home Loan Mortgage Co		09/15/2020	15,000,000.00	14,983,500.00	15,000,000.00	0.540	0.533	0.540	1,810	09/15/2025
3134GWUX2	3728	Federal Home Loan Mortgage Co		09/30/2020	22,550,000.00	22,491,595.50	22,533,099.24	0.375	0.389	0.394	1,460	09/30/2024
3135G0U43	3646	Federal National Mortgage Asso		10/30/2019	15,000,000.00	16,166,850.00	15,511,063.58	2.875	1.653	1.676	1,076	09/12/2023
3136G4A86	3688	Federal National Mortgage Asso		07/21/2020	25,000,000.00	24,908,750.00	24,915,902.78	0.500	0.563	0.571	1,754	07/21/2025
3135G05R0	3698	Federal National Mortgage Asso		08/12/2020	10,000,000.00	9,988,200.00	9,990,621.22	0.300	0.329	0.334	1,043	08/10/2023
3136G4Q48	3702	Federal National Mortgage Asso		08/19/2020	10,000,000.00	9,984,600.00	9,990,233.33	0.600	0.612	0.620	1,783	08/19/2025
3136G4M34	3703	Federal National Mortgage Asso		08/19/2020	5,000,000.00	4,994,700.00	5,000,000.00	0.450	0.444	0.450	1,783	08/19/2025
3136G4N33	3704	Federal National Mortgage Asso		08/27/2020	5,000,000.00	4,994,850.00	5,000,000.00	0.500	0.528	0.536	1,791	08/27/2025
3136G4S87	3705	Federal National Mortgage Asso		08/27/2020	5,000,000.00	5,000,550.00	5,000,000.00	0.650	0.641	0.650	1,791	08/27/2025
3135G05X7	3708	Federal National Mortgage Asso		08/27/2020	10,000,000.00	9,968,500.00	9,954,084.98	0.375	0.463	0.470	1,789	08/25/2025
3136G4Z71	3710	Federal National Mortgage Asso		09/02/2020	10,000,000.00	9,994,300.00	10,000,750.00	0.450	0.444	0.450	1,425	08/26/2024
3136G4X57	3713	Federal National Mortgage Asso		09/04/2020	7,441,000.00	7,422,992.78	7,442,162.66	0.625	0.616	0.625	1,789	08/25/2025
Subtotal and Average			519,794,354.34		554,441,000.00	563,711,542.18	556,744,343.65		1.115	1.130	1,233	

Stanislaus County Pool 2020/21
Portfolio Management
Portfolio Details - Investments
September 30, 2020

CUSIP	Investment #	Issuer	Average Balance	Purchase Date	Par Value	Market Value	Book Value	Stated Rate	YTM 360	YTM 365	Days to Maturity	Maturity Date
Treasury Coupon Securities												
912828WC0	3527	U S Treasury Securities		09/19/2018	20,000,000.00	20,026,800.00	19,983,124.27	1.750	2.777	2.816	30	10/31/2020
912828P87	3565	U S Treasury Securities		12/13/2018	15,000,000.00	15,063,300.00	15,001,452.60	1.125	2.732	2.770	150	02/28/2021
9128283X6	3567	U S Treasury Securities		12/13/2018	15,000,000.00	15,118,950.00	14,973,091.83	2.250	2.711	2.749	137	02/15/2021
9128284B3	3569	U S Treasury Securities		12/21/2018	15,000,000.00	15,154,650.00	14,982,149.00	2.375	2.609	2.645	165	03/15/2021
912828C57	3570	U S Treasury Securities		12/21/2018	15,000,000.00	15,159,900.00	14,972,789.38	2.250	2.588	2.624	181	03/31/2021
9128284T4	3571	U S Treasury Securities		12/21/2018	15,000,000.00	15,264,900.00	14,998,465.77	2.625	2.604	2.640	257	06/15/2021
912828R77	3573	U S Treasury Securities		12/26/2018	15,000,000.00	15,126,600.00	14,883,354.19	1.375	2.552	2.588	242	05/31/2021
912828WR7	3574	U S Treasury Securities		12/26/2018	15,000,000.00	15,225,000.00	14,953,621.49	2.125	2.517	2.552	272	06/30/2021
912828WY2	3575	U S Treasury Securities		12/27/2018	15,000,000.00	15,265,500.00	14,962,820.29	2.250	2.522	2.557	303	07/31/2021
9128282F6	3576	U S Treasury Securities		12/27/2018	15,000,000.00	15,134,700.00	14,888,906.25	1.125	2.543	2.578	334	08/31/2021
912828D72	3579	U S Treasury Securities		01/15/2019	15,000,000.00	15,256,050.00	14,960,039.06	2.000	2.503	2.537	334	08/31/2021
912828Y20	3580	U S Treasury Securities		01/15/2019	15,000,000.00	15,295,350.00	15,011,648.44	2.625	2.488	2.523	287	07/15/2021
912828A83	3582	U S Treasury Securities		02/15/2019	10,000,000.00	10,055,700.00	9,996,624.92	2.375	2.480	2.515	91	12/31/2020
9128285A4	3587	U S Treasury Securities		02/28/2019	15,000,000.00	15,373,800.00	15,035,608.64	2.750	2.458	2.492	349	09/15/2021
912828F21	3588	U S Treasury Securities		02/28/2019	15,000,000.00	15,297,600.00	14,946,735.01	2.125	2.466	2.500	364	09/30/2021
912828F96	3604	U S Treasury Securities		04/05/2019	15,000,000.00	15,301,200.00	14,952,689.19	2.000	2.270	2.302	395	10/31/2021
912828G53	3605	U S Treasury Securities		04/05/2019	20,000,000.00	20,404,600.00	19,904,024.87	1.875	2.268	2.299	425	11/30/2021
9128285R7	3606	U S Treasury Securities		04/05/2019	15,000,000.00	15,448,800.00	15,057,675.58	2.625	2.262	2.294	440	12/15/2021
9128286C9	3612	U S Treasury Securities		04/29/2019	15,000,000.00	15,487,500.00	15,048,338.10	2.500	2.225	2.256	502	02/15/2022
912828W55	3613	U S Treasury Securities		04/29/2019	15,000,000.00	15,369,750.00	14,937,070.31	1.875	2.236	2.267	515	02/28/2022
Subtotal and Average			304,421,566.34		305,000,000.00	309,830,650.00	304,450,229.19	2.492	2.526	2.90		
Medium Term Notes												
05253JAU5	3638	AUST & NZ BANKING GRP NY		08/21/2019	15,000,000.00	15,721,200.00	15,206,486.27	2.625	1.920	1.947	769	11/09/2022
084670BF4	3598	Berkshire Hathaway Finance Cor		04/01/2019	10,000,000.00	10,405,000.00	10,143,417.96	3.400	2.246	2.278	487	01/31/2022
084670BF4	3603	Berkshire Hathaway Finance Cor		04/05/2019	5,000,000.00	5,202,500.00	5,065,007.14	3.400	2.348	2.381	487	01/31/2022
06406RAG2	3628	Bank of New York Mellon Corp		05/30/2019	20,000,000.00	21,558,800.00	20,415,964.91	3.500	2.608	2.644	939	04/28/2023
14912L6N6	3546	Caterpillar Financial Service		11/26/2018	6,000,000.00	6,015,600.00	5,995,084.75	2.500	3.186	3.230	43	11/13/2020
14912L6E6	3563	Caterpillar Financial Service		12/11/2018	9,000,000.00	9,188,910.00	8,962,875.51	2.750	3.194	3.239	323	08/20/2021
14912L5F4	3614	Caterpillar Financial Service		04/29/2019	5,506,000.00	5,729,708.78	5,530,866.13	2.850	2.531	2.566	608	06/01/2022
14913R2F3	3720	Caterpillar Financial Service		09/14/2020	5,000,000.00	4,998,100.00	5,004,675.23	0.450	0.412	0.418	1,078	09/14/2023
22550L2D2	3706	Credit Suisse First Bost NY		08/31/2020	10,000,000.00	10,104,800.00	10,165,539.10	1.000	0.444	0.450	946	05/05/2023
22550L2D2	3723	Credit Suisse First Bost NY		09/18/2020	5,000,000.00	5,052,400.00	5,078,658.85	1.000	0.493	0.500	946	05/05/2023
02079KAH0	3700	ALPHABET INC (GOOGLE)		08/17/2020	5,000,000.00	4,984,550.00	4,995,921.13	0.450	0.464	0.470	1,779	08/15/2025
24422ETZ2	3542	John Deere		11/20/2018	11,695,000.00	11,757,217.40	11,670,361.92	2.350	3.121	3.164	99	01/08/2021
24422ERE1	3562	John Deere		12/11/2018	5,000,000.00	5,143,100.00	5,022,003.11	3.900	3.261	3.306	284	07/12/2021
24422ESL4	3572	John Deere		12/26/2018	5,000,000.00	5,051,200.00	4,993,650.89	2.800	3.068	3.110	154	03/04/2021
24422ERH4	3594	John Deere		03/27/2019	15,000,000.00	15,434,250.00	15,097,350.00	3.150	2.467	2.501	379	10/15/2021

Stanislaus County Pool 2020/21
Portfolio Management
Portfolio Details - Investments
September 30, 2020

CUSIP	Investment #	Issuer	Average Balance	Purchase Date	Par Value	Market Value	Book Value	Stated Rate	YTM 360	YTM 365	Days to Maturity	Maturity Date
Medium Term Notes												
24422EUQ0	3597	John Deere		03/29/2019	15,000,000.00	15,547,350.00	15,138,456.59	3.200	2.412	2.446	466	01/10/2022
24422EUR8	3709	John Deere		08/28/2020	11,075,000.00	12,103,092.25	12,155,660.87	3.450	0.571	0.579	1,196	01/10/2024
46625HJC5	3655	JP Morgan Chase Bank		12/06/2019	25,000,000.00	25,897,500.00	25,522,946.63	4.350	2.608	2.644	318	08/15/2021
46625HJH4	3637	JP Morgan Chase Bank		08/21/2019	15,000,000.00	15,944,700.00	15,375,705.51	3.200	2.046	2.074	846	01/25/2023
49327M2S2	3616	Key Bank NA		04/30/2019	4,100,000.00	4,236,079.00	4,083,069.45	2.400	2.620	2.656	616	06/09/2022
49327M2U7	3636	Key Bank NA		06/28/2019	22,200,000.00	23,680,296.00	22,760,149.60	3.375	2.256	2.287	887	03/07/2023
88579YAF8	3617	3M Company		05/02/2019	10,000,000.00	10,292,700.00	9,913,029.10	2.000	2.489	2.524	633	06/26/2022
63254ABB3	3596	National Australia Bank/NY		03/29/2019	10,000,000.00	10,355,800.00	10,103,861.28	3.700	2.671	2.708	399	11/04/2021
665859AN4	3629	Northern Trust Corp		05/31/2019	10,000,000.00	10,375,900.00	10,006,256.62	2.375	2.307	2.339	670	08/02/2022
69371RP26	3602	PACCAR Financial Corp		04/05/2019	1,238,000.00	1,259,516.44	1,241,203.19	3.100	2.623	2.659	221	05/10/2021
69371RP83	3626	PACCAR Financial Corp		05/29/2019	9,845,000.00	10,203,259.55	9,880,673.60	2.650	2.382	2.415	586	05/10/2022
21688AAF9	3538	Cooperatieve Rabobank UA/NY		09/28/2018	20,000,000.00	20,135,000.00	19,950,847.65	2.500	3.311	3.357	110	01/19/2021
21688AAN2	3564	Cooperatieve Rabobank UA/NY		12/12/2018	10,000,000.00	10,161,200.00	9,981,228.34	3.125	3.423	3.470	207	04/26/2021
857477AV5	3561	State Street Corp		12/11/2018	5,000,000.00	5,054,700.00	4,959,346.92	1.950	3.251	3.296	230	05/19/2021
857477AV5	3577	State Street Corp		12/28/2018	2,709,000.00	2,738,636.46	2,688,662.68	1.950	3.146	3.190	230	05/19/2021
857477AV5	3618	State Street Corp		05/03/2019	5,000,000.00	5,054,700.00	4,983,302.72	1.950	2.460	2.494	230	05/19/2021
89236TEU5	3560	Toyota Motor Credit Corp		12/11/2018	15,000,000.00	15,210,300.00	14,974,928.27	2.950	3.232	3.277	194	04/13/2021
89236TEU5	3595	Toyota Motor Credit Corp		03/27/2019	10,000,000.00	10,140,200.00	10,027,182.61	2.950	2.391	2.424	194	04/13/2021
89236TFX8	3609	Toyota Motor Credit Corp		04/12/2019	12,200,000.00	12,618,704.00	12,196,078.72	2.650	2.635	2.672	558	04/12/2022
89236TFX8	3619	Toyota Motor Credit Corp		05/06/2019	6,000,000.00	6,205,920.00	6,008,296.31	2.650	2.520	2.555	558	04/12/2022
89236THF5	3699	Toyota Motor Credit Corp		08/14/2020	5,000,000.00	5,010,800.00	5,002,702.06	0.500	0.474	0.481	1,047	08/14/2023
91159HHX1	3727	US Bank NA		09/25/2020	5,575,000.00	5,930,183.25	5,984,556.14	2.400	0.548	0.556	1,398	07/30/2024
94974BGA2	3671	Wells Fargo Bank		02/03/2020	10,000,000.00	10,893,100.00	10,509,238.39	3.300	1.915	1.942	1,439	09/09/2024
931142CZ4	3553	Walmart Inc		12/04/2018	3,053,000.00	3,058,922.82	3,053,478.80	3.250	2.964	3.005	24	10/25/2020
Subtotal and Average			370,084,172.65		375,196,000.00	388,455,895.95	379,848,724.95		2.349	2.381	585	
Municipal Bonds												
13067WRB0	3696	CA ST DEPT. OF WATER RESOURCES		08/06/2020	1,750,000.00	1,752,432.50	1,750,000.00	0.560	0.552	0.560	1,522	12/01/2024
13067WRA2	3697	CA ST DEPT. OF WATER RESOURCES		08/06/2020	1,250,000.00	1,251,537.50	1,250,000.00	0.414	0.408	0.414	1,156	12/01/2023
Subtotal and Average			3,000,000.00		3,000,000.00	3,003,970.00	3,000,000.00		0.492	0.499	1,370	
Money Market Accounts												
SYS3505	3505	Dreyfus Treasury/Agency Fund		07/01/2019	8,281,723.41	8,281,723.41	8,281,723.41	0.013	0.013	0.013	1	
Subtotal and Average			13,832,556.91		8,281,723.41	8,281,723.41	8,281,723.41		0.013	0.013	1	

**Stanislaus County Pool 2020/21
Portfolio Management
Portfolio Details - Investments
September 30, 2020**

CUSIP	Investment #	Issuer	Average Balance	Purchase Date	Par Value	Market Value	Book Value	Stated Rate	YTM 360	YTM 365	Days to Maturity
Total and Average			1,582,149,377.25		1,636,918,723.41	1,664,809,181.59	1,643,294,799.93		1.514	1.535	633

Stanislaus County Pool 2020/21
Portfolio Management
Activity By Type
September 1, 2020 through September 30, 2020

CUSIP	Investment #	Issuer	Stated Rate	Transaction Date	Purchases or Deposits	Redemptions or Withdrawals	Balance
Negotiable CDs							
53947CC89	3641	Lloyds TSB Bank PLC NY	2.080	09/18/2020	0.00	15,000,000.00	
85325V7C8	3726	Standard Chartered Bk NY	0.280	09/24/2020	16,000,000.00	0.00	
Subtotal					16,000,000.00	15,000,000.00	171,004,494.00
Commercial Paper Disc. -Amortizing							
53943RJ18	3682	Lloyds TSB Bank PLC NY	0.280	09/01/2020	0.00	10,000,000.00	
Subtotal					0.00	10,000,000.00	44,965,284.73
Managed Pool Account - LAIF (Monthly Summary)							
Subtotal							75,000,000.00
Managed Pool Account - CAMP (Monthly Summary)							
CAMP	62	California Asset Management Pr	0.250		197,500,000.00	157,500,000.00	
Subtotal					197,500,000.00	157,500,000.00	100,000,000.00
Federal Agency Coupon Securities							
3133EL4W1	3715	Federal Farm Credit Bank	0.610	09/03/2020	9,995,000.00	0.00	
3133EL6H2	3716	Federal Farm Credit Bank	0.360	09/08/2020	9,995,000.00	0.00	
3133EL6V1	3719	Federal Farm Credit Bank	0.430	09/14/2020	9,992,000.00	0.00	
3133EMAB8	3722	Federal Farm Credit Bank	0.390	09/17/2020	9,995,000.00	0.00	
313370US5	3549	Federal Home Loan Bank	2.875	09/11/2020	0.00	20,000,000.00	
3130ACE26	3585	Federal Home Loan Bank	1.375	09/28/2020	0.00	9,805,000.00	
3130AHP31	3663	Federal Home Loan Bank	2.000	09/11/2020	0.00	20,440,000.00	
3130AJZH5	3712	Federal Home Loan Bank	0.450	09/04/2020	2,999,250.00	0.00	
3130AK4T0	3718	Federal Home Loan Bank	0.580	09/11/2020	4,995,000.00	0.00	
3130AK6F8	3724	Federal Home Loan Bank	0.230	09/21/2020	9,992,500.00	0.00	
3130AK6F8	3725	Federal Home Loan Bank	0.230	09/21/2020	4,997,500.00	0.00	
3134GWSK3	3711	Federal Home Loan Mortgage Co	0.400	09/03/2020	15,000,000.00	0.00	
3134GV3A4	3714	Federal Home Loan Mortgage Co	0.500	09/04/2020	8,014,560.00	0.00	
3134GWJ64	3717	Federal Home Loan Mortgage Co	0.400	09/10/2020	10,000,000.00	0.00	
3134GWL38	3721	Federal Home Loan Mortgage Co	0.540	09/15/2020	15,000,000.00	0.00	
3134GWUX2	3728	Federal Home Loan Mortgage Co	0.375	09/30/2020	22,533,087.50	0.00	
3136G4Z71	3710	Federal National Mortgage Asso	0.450	09/02/2020	10,000,000.00	0.00	
3136G4X57	3713	Federal National Mortgage Asso	0.625	09/04/2020	7,441,000.00	0.00	
Subtotal					150,949,897.50	50,245,000.00	556,744,343.65
Treasury Coupon Securities							

**Stanislaus County Pool 2020/21
Portfolio Management
Activity By Type
September 1, 2020 through September 30, 2020**

CUSIP	Investment #	Issuer	Stated Rate	Transaction Date	Purchases or Deposits	Redemptions or Withdrawals	Balance
Subtotal							304,450,229.19
Medium Term Notes							
14913R2F3	3720	Caterpillar Financial Service	0.450	09/14/2020	5,004,750.00	0.00	
22550L2D2	3723	Credit Suisse First Bost NY	1.000	09/18/2020	5,065,249.00	0.00	
91159HHX1	3727	US Bank NA	2.400	09/25/2020	5,965,807.50	0.00	
Subtotal					16,035,806.50	0.00	379,848,724.95
Municipal Bonds							
Subtotal							3,000,000.00
Money Market Accounts (Monthly Summary)							
SYS3505	3505	Dreyfus Treasury/Agency Fund	0.013		243,907,449.38	241,069,617.95	
Subtotal					243,907,449.38	241,069,617.95	8,281,723.41
Total					624,393,153.38	473,814,617.95	1,643,294,799.93

**Stanislaus County Pool 2020/21
Portfolio Management
Activity Summary
September 2019 through September 2020**

Month End	Year	Number of Securities	Total Invested	Yield to Maturity		Managed Pool Rate	Number of Investments Purchased	Number of Investments Redeemed	Average Term	Average Days to Maturity
				360 Equivalent	365 Equivalent					
September	2019	101	1,367,346,225.31	2.415	2.448	2.250	3	3	759	452
October	2019	104	1,366,413,892.41	2.393	2.426	2.140	6	5	809	507
November	2019	103	1,400,740,971.42	2.336	2.369	2.070	4	3	786	488
December	2019	111	1,610,767,951.21	2.252	2.283	2.020	11	4	761	507
January	2020	114	1,532,417,608.96	2.289	2.321	1.930	7	3	837	559
February	2020	112	1,489,284,681.74	2.306	2.338	1.860	1	2	858	560
March	2020	110	1,546,899,388.98	2.147	2.177	1.730	0	4	800	510
April	2020	112	1,575,663,578.51	2.030	2.058	1.440	7	5	759	464
May	2020	109	1,646,115,973.73	1.904	1.930	1.300	2	5	710	420
June	2020	106	1,575,756,793.36	1.810	1.835	1.080	2	8	687	383
July	2020	105	1,529,264,759.66	1.761	1.786	0.820	7	4	792	471
August	2020	117	1,492,766,049.44	1.717	1.741	0.720	16	6	919	583
September	2020	130	1,643,294,799.93	1.514	1.535	0.650	19	5	945	633
Average		110	1,521,287,128.82	2.067%	2.096%	1.539	7	4	802	503

**Stanislaus County Pool 2020/21
Portfolio Management
Distribution of Investments By Type
September 2019 through September 2020**

Security Type	September 2019	October 2019	November 2019	December 2019	January 2020	February 2020	March 2020	April 2020	May 2020	June 2020	July 2020	August 2020	September 2020	Average by Period
Certificates of Deposit - Bank														
Negotiable CDs	9.9	11.0	8.9	7.8	6.9	6.0	4.9	5.4	3.7	6.0	11.1	11.4	10.4	7.9%
Commercial Paper Disc. -Amortizing	2.9	1.5	2.8	5.2	7.5	7.7	7.4	9.8	7.6	6.3	5.2	3.7	2.7	5.4%
Bankers Acceptances -Amortizing														
Managed Pool Account - LAIF	4.8	4.8	4.6	4.0	4.2	3.7	4.2	4.1	4.0	4.1	4.9	5.0	4.6	4.4%
Managed Pool Account - CAMP									18.2	17.5	9.5	4.0	6.1	4.3%
Federal Agency Coupon Securities	17.6	22.7	23.2	25.0	28.6	29.4	27.0	25.3	23.0	19.3	24.3	30.6	33.9	25.4%
Federal Agency Disc. -Amortizing														
Treasury Coupon Securities	34.2	32.8	30.5	25.3	26.0	25.4	23.8	22.5	21.5	22.5	21.2	20.4	18.5	25.0%
Treasury Discounts -Amortizing														
Rolling Repurchase Agreements														
Repurchase Agreements - Term														
Medium Term Notes	28.3	26.3	25.6	23.9	25.1	26.5	24.9	23.8	22.2	22.6	23.3	24.4	23.1	24.6%
California Registered Warrants														
Municipal Bonds												0.2	0.2	
Money Market Accounts	2.4	1.1	4.3	8.7	1.8	1.2	7.8	9.2		1.7	0.6	0.4	0.5	3.1%
Municipal Anticipation Note														
Calif Local Agency Indebtedness														