

**THE BOARD OF SUPERVISORS OF THE COUNTY OF STANISLAUS  
BOARD ACTION SUMMARY**

DEPT: Treasurer / Tax Collector

BOARD AGENDA: 5.B.3  
AGENDA DATE: April 16, 2024

**SUBJECT:**

Acceptance of the Stanislaus County Treasury Pool February 2024 Monthly Investment Report


**BOARD ACTION AS FOLLOWS:**

**RESOLUTION NO. 2024-0151**

On motion of Supervisor Withrow Seconded by Supervisor B. Condit  
and approved by the following vote,  
Ayes: Supervisors: B. Condit, Chiesa, Withrow, C. Condit, and Chairman Grewal  
Noes: Supervisors: None  
Excused or Absent: Supervisors: None  
Abstaining: Supervisor: None

- 1)  Approved as recommended
- 2)  Denied
- 3)  Approved as amended
- 4)  Other:

**MOTION:**

  
\_\_\_\_\_  
ATTEST: ELIZABETH A. KING, Clerk of the Board of Supervisors

File No.

**THE BOARD OF SUPERVISORS OF THE COUNTY OF STANISLAUS  
AGENDA ITEM**

DEPT: Treasurer / Tax Collector

BOARD AGENDA:5.B.3  
AGENDA DATE: April 16, 2024

CONSENT:

CEO CONCURRENCE: YES

4/5 Vote Required: No

---

**SUBJECT:**

Acceptance of the Stanislaus County Treasury Pool February 2024 Monthly Investment Report

**STAFF RECOMMENDATION:**

1. Accept the February 2024 Investment Report for the Stanislaus County Treasury Pool.
2. Authorize the Chairman of the Board of Supervisors to sign on behalf of the Board that the report has been reviewed and accepted.

**DISCUSSION:**

On April 16, 1996, the Board of Supervisors enacted Code Sections 2.30.010 through 2.30.040. This provides for a comprehensive policy of investment delegation and oversight, including:

- Delegation of day-to-day investment to the County Treasurer-Tax Collector
- Qualifications for the Office of County Treasurer-Tax Collector
- Establishment of a Treasury Pool Oversight Committee

On June 20, 2023, the Board of Supervisors reviewed and adopted revisions to the Investment Policy (Policy), effective July 1, 2023. Revisions to the Policy were prepared by the Stanislaus County Treasurer-Tax Collector and reviewed for conformity with California State law by the Treasury Oversight Committee members comprised of the County Auditor-Controller, the County Superintendent of Schools' designee, and a member of the public, who is familiar with investments.

The Policy includes language that mandates the preparation of the monthly report and provides guidelines for its contents. Each monthly report contains a summary, with sufficient detail to show investment activity and compliance with legal and policy directives. The report is prepared by the Stanislaus County Treasurer-Tax Collector's Office, reviewed by the Treasurer-Tax Collector for conformity with the Stanislaus County Treasury Pool Investment Policy and distributed to the Treasury Pool Oversight Committee.

The Stanislaus County Treasury Pool yield to maturity for February 2024 was 3.030%. The Average-Days-to-Maturity was 359 days. With the current cash flow and investment schedule, the Treasury is projecting sufficient cash to meet historical cash needs for the next six months, through the end of August 2024.

To provide additional information regarding the composition of the Treasury Pool and the diversity of holdings, the Treasurer-Tax Collector's monthly investment report includes a comparison of the Treasury Pool investment holdings year-on-year, and a comparison of the Stanislaus County Treasury Pool to similar investment pools in the eight comparable counties. It should be noted that differences in size, cash flow, need, and composition of funds impact the strategy used and that earnings rates will fluctuate over time.

Upon acceptance and signature of the Chairman, the report can be viewed on the Stanislaus County Treasurer-Tax Collector's Office website at:

<http://www.stancounty.com/tr-tax/treasury.shtm>.

**POLICY ISSUE:**

Section 27133(e) of the State of California Government Code requires that the Treasurer of any county having an Oversight Committee prepare an investment report for said Committee. Section 2.30.040 of the Stanislaus County Code establishes the Treasury Oversight Committee and the Stanislaus County Investment Policy further mandates preparation, review, and acceptance of the investment report.

**FISCAL IMPACT:**

Costs associated with administration of the Pool, including the cost to produce the Monthly Investment Report (estimated at \$800 per month) are deducted from interest earnings before distribution is made to the participating agencies' funds.

**BOARD OF SUPERVISORS' PRIORITY:**

The recommended actions are consistent with the Board's priority of *Delivering Efficient Public Services* by providing transparency and adherence to the law through the issuance of monthly investment reports.

**STAFFING IMPACT:**

There is no staffing impact associated with acceptance of the Treasury Pool's Monthly Investment Report. Existing Department staff prepares the monthly report.

**CONTACT PERSON:**

Donna Riley, Treasurer-Tax Collector

Telephone: (209) 525-4466

**ATTACHMENT(S):**

1. February 2024 Monthly Investment Report



**OFFICE OF TREASURER/TAX COLLECTOR**

Donna Riley  
Treasurer/Tax Collector

PO Box 3052, Modesto, CA 95353-0859  
Phone: 209.525.6524 Fax: 209.525-4333

**Stanislaus County Treasury – Pooled Investments**  
Monthly Investment Report  
February 2024

The Stanislaus County Treasury Pool yield to maturity for February was 3.030%, with an Average-Days-to-Maturity of 359 days.

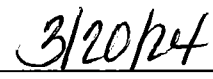
With the current cash flow and investment schedule, the Pool will have sufficient cash to meet historical cash needs for the next six months, through the end of August 2024, as noted below.


Month	Projected			Maturities	Projected Surplus/(Deficit)
	Revenue	Expenditures	Net Cash Flow		
Mar-24	\$327,842,261	(\$272,619,238)	\$55,223,023	\$591,638,000	\$646,861,023
Apr-24	\$417,468,681	(\$265,230,581)	\$152,238,100	\$56,000,000	\$208,238,100
May-24	\$273,310,398	(\$302,633,425)	(\$29,323,027)	\$149,247,000	\$119,923,973
Jun-24	\$324,506,247	(\$300,298,833)	\$24,207,414	\$190,000,000	\$214,207,414
Jul-24	\$172,046,119	(\$332,182,244)	(\$160,136,126)	\$280,685,000	\$120,548,874
Aug-24	\$243,760,235	(\$263,594,982)	(\$19,834,747)	\$54,870,000	\$35,035,253

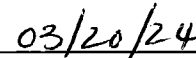
Both the Assistant Treasurer/Tax Collector and Treasurer/Tax Collector have reviewed the portfolio for compliance with the investment policy and the US Bank custodial statement for accuracy and completeness. The custodial statement is the source of market valuation for securities held by our custodial agent. All other securities are valued at cost.

The Treasury Monthly Investment Report for February 2024 has been provided to the Treasury Oversight Committee members for review.

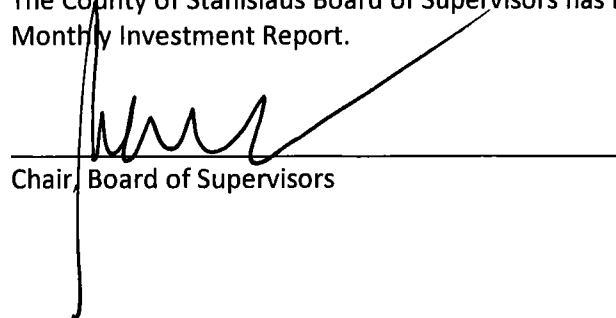
  
Dolores Sarenana, Assistant Treasurer/Tax Collector

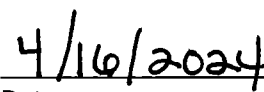
  
Date

  
Donna Riley, Treasurer/Tax Collector

  
Date

The County of Stanislaus Board of Supervisors has reviewed and accepted the February 2024 Treasurer's Monthly Investment Report.

  
Chair, Board of Supervisors

  
Date



## Stanislaus County Treasury - Pooled Investments Investment Pool Summary February 29, 2024

CASHFLOW	FEBRUARY 2024	YTD FY 23/24	FEBRUARY 2023	YTD FY 22/23
BEG. CASH BALANCE	\$ 2,772,541,770.83	\$ 2,691,900,459.20	\$ 2,349,865,286.26	\$ 2,194,390,009.89
RECEIPTS	296,909,229.94	2,738,012,385.19	261,290,779.51	2,605,876,069.57
DISBURSEMENTS	(355,139,117.88)	(2,715,600,961.50)	(305,376,718.73)	(2,494,486,732.42)
ENDING CASH BALANCE	\$ 2,714,311,882.89	\$ 2,714,311,882.89	\$ 2,305,779,347.04	\$ 2,305,779,347.04

INTEREST INCOME	FEBRUARY 2024	YTD FY 23/24	FEBRUARY 2023	YTD FY 22/23
INTEREST RECEIVED	\$ 6,554,422.59	\$ 45,502,479.87	\$ 3,384,485.97	\$ 13,465,132.44
TREASURY EXPENSE	(52,758.99)	(463,790.63)	(29,124.25)	(386,604.67)
AUDITOR EXPENSE	(9,642.92)	(96,657.16)	(12,415.38)	(99,323.05)
NET DISTRIBUTION	\$ 6,492,020.68	\$ 44,942,032.08	\$ 3,342,946.34	\$ 12,979,204.72

BALANCE - 02/29/2024	ORACLE BOOK VALUE	MARKET VALUE	MAX INVEST. AS % OF TOTAL	ORACLE BOOK VALUE AS % OF TOTAL*	MAX DAYS TO MATURE	AVG DAYS TO MATURE	YTM 360 EQUIV.
NEGOTIABLE CERT. OF DEPOSIT	\$ 50,566,403.82	\$ 50,633,990.50	30.00%	1.87%	1,825	118	5.806%
COMMERCIAL PAPER	91,999,368.06	93,940,550.00	40.00%	3.41%	270	74	5.731%
MANAGED POOL - CAMP AGENCIES	501,500,000.00	501,500,000.00		18.57%		1	5.444%
AGENCIES	994,307,742.72	953,456,081.96		36.81%	1,825	505	1.308%
AGENCIES - AMORTIZING	57,675,147.23	59,038,900.00		2.14%	1,825	111	5.388%
TREASURIES	438,977,795.59	433,829,700.00		16.25%	1,825	484	3.446%
TREASURIES - AMORTIZING	163,516,505.84	167,138,650.00		6.05%	1,825	117	5.276%
MEDIUM TERM NOTES	400,659,486.62	379,107,955.27	30.00%	14.83%	1,825	543	1.570%
MUNICIPAL BONDS	1,750,000.00	1,692,530.00		0.06%	1,825	275	0.552%
TOTAL INVESTMENTS	\$ 2,700,952,449.88	\$ 2,640,338,357.73		100.00%		359	3.030%
BOOK CASH BALANCE	13,359,433.01	13,359,433.01					
TOTAL	\$ 2,714,311,882.89	\$ 2,653,697,790.74					

BOOK & BANK BALANCE RECONCILIATION	
ORACLE FMS ENDING BOOK CASH BALANCE	\$ 13,228,666.04
TREASURY DEPOSITS IN TRANSIT (VAULT)	130,766.97
BANK RETURNED CHECKS	0.00
BOOK CASH BALANCE	\$ 13,359,433.01
<u>UNRECORDED BANK ITEMS</u>	
TREASURY/TAXES CREDIT CARD REVENUE	(505,174.29)
TREASURY DEPOSITS IN TRANSIT (CASH/COIN SHIPMENTS)	(301,100.00)
TREASURY CASH ON HAND (VAULT)	(130,766.97)
<u>UNRECORDED BOOK ITEMS</u>	
BANK CREDITS/REVENUE	465,093.36
BANK DEBITS/WITHDRAWALS	(1,917,310.81)
BANK RETURNED CHECKS	0.00
BANK CASH BALANCE	\$ 10,970,174.30

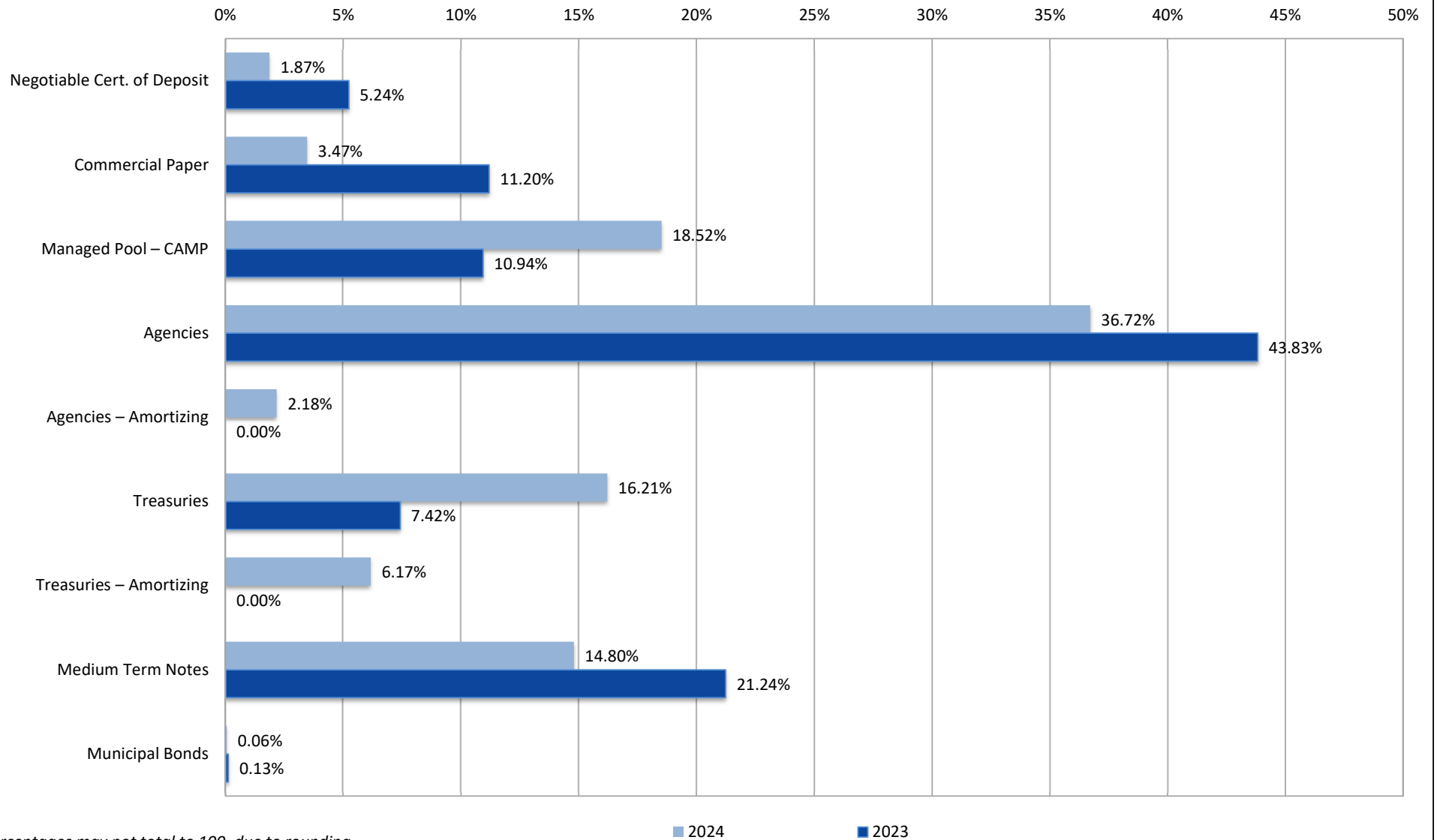
ORACLE FMS TOTAL INVESTMENTS RECONCILIATION	
POOLED CASH - ALL FUNDS ON DEPOSIT	This information is currently unavailable.
OUTSTANDING CHECKS/TRANSACTIONS	
UNDISTRIBUTED YTD INTEREST (Lags one month for distribution)	
TOTAL CASH & INVESTMENTS	

POOLED CASH PARTICIPANT DETAIL*	
COUNTY	This information is currently unavailable.
SCHOOL DISTRICTS	
SPECIAL DISTRICTS	
TOTAL	\$ -

\*Percentages may not total to 100, due to rounding



**Stanislaus County Treasury - Pooled Investments  
Change in Asset Distribution Year-On-Year\*  
February 29, 2024 vs. February 28, 2023**

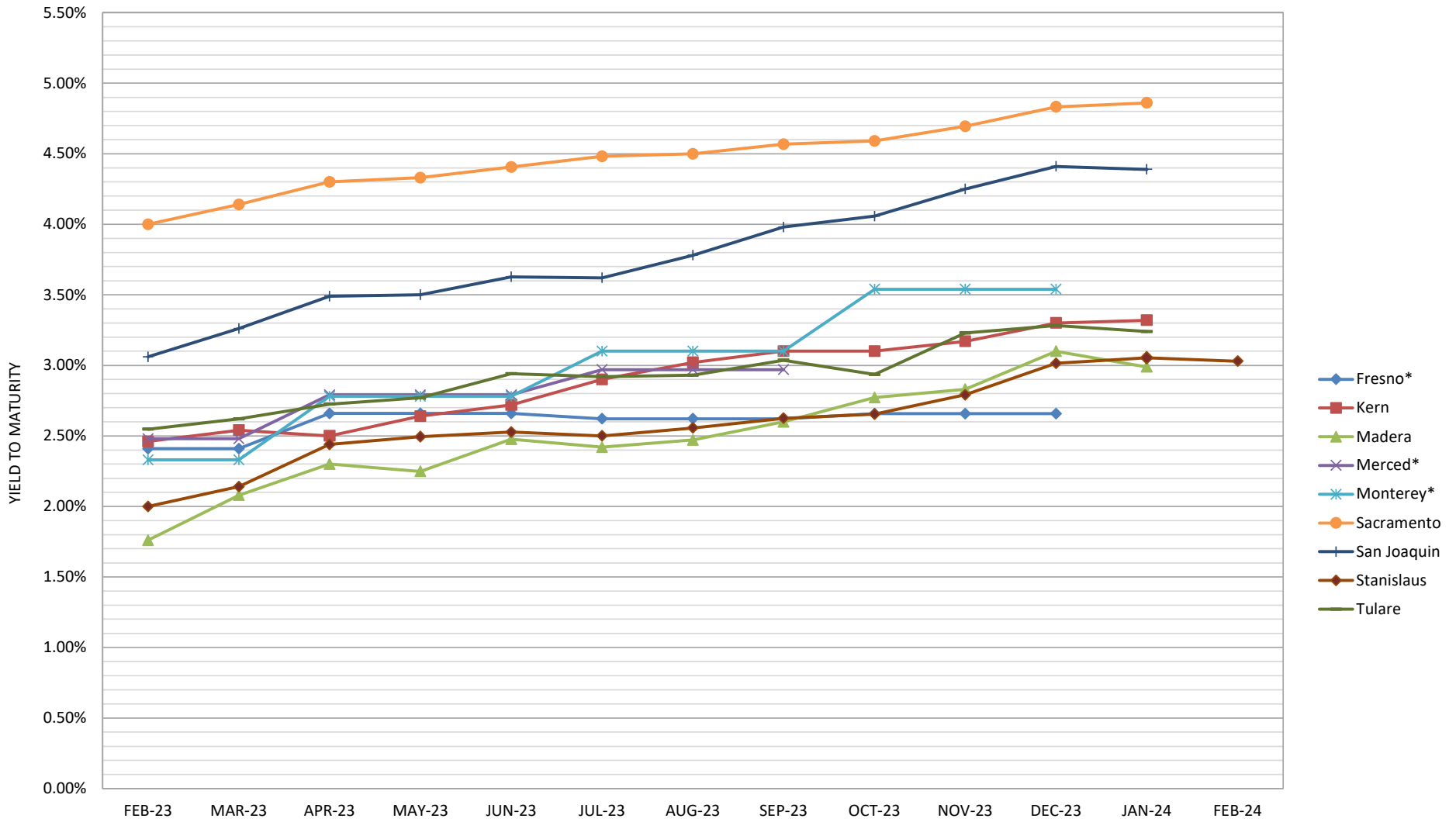


\*Percentages may not total to 100, due to rounding





### Stanislaus County Treasury - Pooled Investments Comparison of Yield to Maturity for the Eight Comparable Counties February 2023 through February 2024



\*PUBLISHED QUARTERLY





**Stanislaus County Treasury - Pooled Investments  
Reconciliation of Received Interest  
February 2024**

Date	90103 JPM Checking	90110/11 Certificate of Deposit	90115 Commercial Paper	90125 Managed Pool - LAIF	90126 Managed Pool - CAMP	90130/31 Agencies - Coupon & Amortizing	90132/33 Treasuries - Coupon & Amortizing	90140 Medium Term Notes	90145 Municipal Bonds	Treasury Total	Oracle Cloud	Variance
1	\$ 177,647.95				\$ 2,412,535.14					\$ 2,590,183.09	\$ 2,590,183.09	\$ -
2										-		-
3										-		-
4										-		-
5						74,750.00		84,635.18		159,385.18	159,385.18	-
6										-		-
7										-		-
8								80,146.50		80,146.50	80,146.50	-
9										-		-
10										-		-
11										-		-
12						216,666.67		158,837.08		375,503.75	375,503.75	-
13										-		-
14										-		-
15							400,000.00	128,852.50		528,852.50	528,852.50	-
16								133,402.52		133,402.52		133,402.52
17										-		-
18										-		-
19								41,250.00		41,250.00		41,250.00
20										-	174,652.52	(174,652.52)
21										-		-
22										-		-
23						587,500.00				587,500.00	587,500.00	-
24						90,875.00		11,838.75		102,713.75		102,713.75
25						136,253.13		53,125.00		189,378.13		189,378.13
26						222,500.00		93,750.00		316,250.00	608,341.88	(292,091.88)
27						120,250.00	436,666.67			556,916.67	556,916.67	-
28						95,250.00		89,500.01		184,750.01	95,250.00	89,500.01
29							263,375.69			263,375.69	352,875.70	(89,500.01)
30										-		-
31										-		-
AMORT						7,523.83	447,676.80	(10,385.83)		444,814.80	444,814.80	-
<b>TOTAL</b>	<b>\$ 177,647.95</b>	<b>\$ -</b>	<b>\$ -</b>	<b>\$ -</b>	<b>\$ 2,412,535.14</b>	<b>\$ 1,551,568.63</b>	<b>\$ 1,547,719.16</b>	<b>\$ 864,951.71</b>	<b>\$ -</b>	<b>\$ 6,554,422.59</b>	<b>\$ 6,554,422.59</b>	<b>\$ -</b>



**Stanislaus County Pool FY 2024  
Portfolio Management  
Portfolio Summary  
February 29, 2024**

<b>Investments</b>	<b>Par Value</b>	<b>Market Value</b>	<b>Book Value</b>	<b>% of Portfolio</b>	<b>Term</b>	<b>Days to Maturity</b>	<b>YTM 360 Equiv.</b>
Negotiable CDs	50,610,000.00	50,633,990.50	50,648,488.26	1.87	272	118	5.806
Commercial Paper Disc. -Amortizing	95,000,000.00	93,940,550.00	93,915,320.83	3.47	205	74	5.731
Managed Pool Account - CAMP	501,500,000.00	501,500,000.00	501,500,000.00	18.52	1	1	5.444
Federal Agency Coupon Securities	994,839,000.00	953,456,081.96	994,307,742.72	36.72	1,475	505	1.308
Federal Agency Disc. -Amortizing	60,000,000.00	59,038,900.00	59,048,723.61	2.18	271	111	5.388
Treasury Coupon Securities	445,000,000.00	433,829,700.00	438,977,795.59	16.21	900	484	3.446
Treasury Discounts -Amortizing	170,000,000.00	167,138,650.00	167,203,578.02	6.17	272	117	5.276
Medium Term Notes	400,502,000.00	379,107,955.27	400,659,486.62	14.80	1,439	543	1.570
Municipal Bonds	1,750,000.00	1,692,530.00	1,750,000.00	0.06	1,578	275	0.552
	<b>2,719,201,000.00</b>	<b>2,640,338,357.73</b>	<b>2,708,011,135.65</b>	<b>100.00%</b>	<b>937</b>	<b>359</b>	<b>3.030</b>

<b>Investments</b>	<b>February 29 Month Ending</b>	<b>Fiscal Year To Date</b>
<b>Total Earnings</b>		
Current Year	6,506,137.37	47,119,858.04
<b>Average Daily Balance</b>	<b>2,710,327,695.71</b>	<b>2,548,837,481.95</b>
<b>Effective Rate of Return</b>	<b>3.02%</b>	<b>2.77%</b>

**Stanislaus County Pool FY 2024**  
**Portfolio Management**  
**Portfolio Details - Investments**  
**February 29, 2024**

CUSIP	Investment #	Issuer	Average Balance	Purchase Date	Par Value	Market Value	Book Value	Stated Rate	YTM 360	YTM 365	Days to Maturity	Maturity Date
<b>Negotiable CDs</b>												
64952WDG5	4013	New York Life		10/31/2023	10,000,000.00	9,971,600.00	9,986,772.72	2.875	5.626	5.704	40	04/10/2024
96130AUE6	3989	Westpac Capital		07/25/2023	15,610,000.00	15,626,390.50	15,661,715.54	5.900	5.770	5.850	122	07/01/2024
85325VJN1	4011	Standard Chartered Bk NY		10/27/2023	25,000,000.00	25,036,000.00	25,000,000.00	5.900	5.900	5.982	147	07/26/2024
<b>Subtotal and Average</b>			<b>50,637,627.25</b>		<b>50,610,000.00</b>	<b>50,633,990.50</b>	<b>50,648,488.26</b>		<b>5.806</b>	<b>5.886</b>	<b>118</b>	
<b>Commercial Paper Disc. -Amortizing</b>												
59515MC78	4001	Microsoft Corporation		09/21/2023	5,000,000.00	4,995,600.00	4,995,533.33	5.360	5.498	5.574	6	03/07/2024
22533TCJ3	3997	Credit Agricole CIB		09/18/2023	10,000,000.00	9,974,800.00	9,973,791.67	5.550	5.710	5.790	17	03/18/2024
53948ACJ8	3996	Lloyds TSB Bank PLC NY		09/18/2023	10,000,000.00	9,974,800.00	9,973,555.56	5.600	5.763	5.843	17	03/18/2024
62479LE76	4007	MUFG Bank LTD/NY		10/10/2023	25,000,000.00	24,748,750.00	24,741,770.83	5.550	5.819	5.900	67	05/07/2024
53948AEQ0	4024	Lloyds TSB Bank PLC NY		01/04/2024	15,000,000.00	14,811,000.00	14,815,550.00	5.270	5.381	5.456	84	05/24/2024
63873JFE5	3998	Natixis Banque Popular NY		09/18/2023	10,000,000.00	9,842,800.00	9,835,208.33	5.650	5.945	6.027	105	06/14/2024
63873JGF1	4014	Natixis Banque Popular NY		11/09/2023	20,000,000.00	19,592,800.00	19,579,911.11	5.560	5.833	5.914	136	07/15/2024
<b>Subtotal and Average</b>			<b>93,711,620.84</b>		<b>95,000,000.00</b>	<b>93,940,550.00</b>	<b>93,915,320.83</b>		<b>5.731</b>	<b>5.811</b>	<b>74</b>	
<b>Managed Pool Account - LAIF</b>												
SYS61	61	Local Agency Investment Fund			0.00	0.00	0.00	2.080	2.052	2.080	1	
<b>Subtotal and Average</b>			<b>0.00</b>		<b>0.00</b>	<b>0.00</b>	<b>0.00</b>		<b>0.000</b>	<b>0.000</b>	<b>0</b>	
<b>Managed Pool Account - CAMP</b>												
CAMP	62	California Asset Management Pr			501,500,000.00	501,500,000.00	501,500,000.00	5.520	5.444	5.520	1	
<b>Subtotal and Average</b>			<b>445,698,275.86</b>		<b>501,500,000.00</b>	<b>501,500,000.00</b>	<b>501,500,000.00</b>		<b>5.444</b>	<b>5.520</b>	<b>1</b>	
<b>Federal Agency Coupon Securities</b>												
3133EL6H2	3716	Federal Farm Credit Bank		09/08/2020	10,000,000.00	9,996,900.00	9,999,988.06	0.360	0.369	0.374	3	03/04/2024
3130ATUQ8	3955	Federal Home Loan Bank		12/12/2022	10,000,000.00	9,998,500.00	9,999,902.69	4.750	4.737	4.803	7	03/08/2024
3135GAFFP1	3969	Federal National Mortgage Asso		03/30/2023	5,000,000.00	4,999,150.00	5,000,000.00	5.200	5.129	5.200	27	03/28/2024
3130AQB93	3867	Federal Home Loan Bank		12/17/2021	15,000,000.00	14,910,900.00	15,000,000.00	0.880	0.868	0.880	47	04/17/2024
3135GA3C3	3740	Federal National Mortgage Asso		11/17/2020	15,000,000.00	14,839,800.00	15,000,000.00	0.350	0.345	0.350	77	05/17/2024
3135GA4S7	3743	Federal National Mortgage Asso		11/20/2020	5,000,000.00	4,945,400.00	5,000,000.00	0.375	0.370	0.375	77	05/17/2024
3130AKFU5	3744	Federal Home Loan Bank		11/24/2020	17,800,000.00	17,590,672.00	17,799,402.00	0.350	0.360	0.365	84	05/24/2024
3134GXDK7	3746	Federal Home Loan Mortgage Co		11/30/2020	14,400,000.00	14,218,272.00	14,400,000.00	0.325	0.321	0.325	90	05/30/2024
3134GWJ64	3717	Federal Home Loan Mortgage Co		09/10/2020	10,000,000.00	9,862,100.00	10,000,000.00	0.400	0.395	0.400	101	06/10/2024
3134GXDL5	3748	Federal Home Loan Mortgage Co		12/10/2020	3,000,000.00	2,957,850.00	3,000,000.00	0.350	0.345	0.350	101	06/10/2024
3134GXDL5	3749	Federal Home Loan Mortgage Co		12/10/2020	6,200,000.00	6,112,890.00	6,200,000.00	0.350	0.345	0.350	101	06/10/2024

**Stanislaus County Pool FY 2024**  
**Portfolio Management**  
**Portfolio Details - Investments**  
**February 29, 2024**

CUSIP	Investment #	Issuer	Average Balance	Purchase Date	Par Value	Market Value	Book Value	Stated Rate	YTM 360	YTM 365	Days to Maturity	Maturity Date
<b>Federal Agency Coupon Securities</b>												
3134GXDL5	3750	Federal Home Loan Mortgage Co		12/10/2020	15,800,000.00	15,578,010.00	15,800,000.00	0.350	0.345	0.350	101	06/10/2024
3130A1XJ2	3645	Federal Home Loan Bank		10/25/2019	20,000,000.00	19,855,400.00	20,068,613.18	2.875	1.603	1.625	105	06/14/2024
3133EMAB8	3722	Federal Farm Credit Bank		09/17/2020	10,000,000.00	9,851,300.00	9,999,607.41	0.390	0.398	0.403	108	06/17/2024
31422BE89	3738	Farmer Mac		11/06/2020	10,000,000.00	9,849,800.00	10,003,099.09	0.420	0.312	0.316	110	06/19/2024
3130AMU34	3800	Federal Home Loan Bank		06/24/2021	20,000,000.00	19,683,000.00	19,993,303.70	0.330	0.431	0.437	115	06/24/2024
3134GV3A4	3714	Federal Home Loan Mortgage Co		09/04/2020	8,000,000.00	7,870,160.00	8,001,268.85	0.500	0.446	0.452	122	07/01/2024
3135G0V75	3979	Federal National Mortgage Asso		06/09/2023	5,000,000.00	4,939,350.00	4,946,164.48	1.750	5.091	5.162	123	07/02/2024
3130ALRX4	3872	Federal Home Loan Bank		12/20/2021	11,500,000.00	11,303,235.00	11,485,584.32	0.500	0.848	0.860	129	07/08/2024
3135GAH79	3973	Federal National Mortgage Asso		04/26/2023	25,000,000.00	24,912,750.00	25,000,000.00	4.700	4.640	4.705	175	08/23/2024
3136G4Z71	3710	Federal National Mortgage Asso		09/02/2020	10,000,000.00	9,764,100.00	10,000,000.00	0.450	0.444	0.450	178	08/26/2024
3130AJZH5	3712	Federal Home Loan Bank		09/04/2020	3,000,000.00	2,929,980.00	2,999,907.89	0.450	0.450	0.456	179	08/27/2024
3133EL6V1	3719	Federal Farm Credit Bank		09/14/2020	10,000,000.00	9,750,800.00	9,998,947.08	0.430	0.444	0.450	193	09/10/2024
3130A2UW4	3644	Federal Home Loan Bank		10/25/2019	20,000,000.00	19,748,200.00	20,121,862.12	2.875	1.657	1.680	196	09/13/2024
3130AQD59	3879	Federal Home Loan Bank		12/30/2021	5,000,000.00	4,882,100.00	5,000,316.67	1.000	0.975	0.989	213	09/30/2024
3134GWUX2	3728	Federal Home Loan Mortgage Co		09/30/2020	22,550,000.00	21,907,776.00	22,547,545.34	0.375	0.389	0.394	213	09/30/2024
3133EMCN0	3734	Federal Farm Credit Bank		10/15/2020	5,000,000.00	4,852,200.00	4,998,833.33	0.400	0.432	0.438	228	10/15/2024
3130AKEV4	3877	Federal Home Loan Bank		12/29/2021	5,000,000.00	4,840,650.00	4,980,062.15	0.400	0.987	1.001	248	11/04/2024
3133EPWP6	4004	Federal Farm Credit Bank		09/25/2023	5,000,000.00	5,011,050.00	5,000,000.00	5.500	5.432	5.507	269	11/25/2024
3133ENGN4	3866	Federal Farm Credit Bank		12/09/2021	15,000,000.00	14,526,900.00	15,000,000.00	0.970	0.957	0.970	283	12/09/2024
3130AX6P8	3994	Federal Home Loan Bank		09/11/2023	10,000,000.00	10,009,500.00	10,000,000.00	5.200	5.132	5.203	347	02/11/2025
3130AMZP0	3816	Federal Home Loan Bank		06/30/2021	15,000,000.00	14,337,300.00	14,998,577.96	0.650	0.651	0.660	364	02/28/2025
3133EMJP8	3754	Federal Farm Credit Bank		12/10/2020	20,000,000.00	19,095,400.00	20,000,000.00	0.490	0.483	0.490	374	03/10/2025
3130AMX80	3818	Federal Home Loan Bank		06/30/2021	4,950,000.00	4,728,240.00	4,950,000.00	0.670	0.661	0.670	392	03/28/2025
3130AN4X5	3820	Federal Home Loan Bank		07/01/2021	15,000,000.00	14,323,050.00	15,000,000.00	0.670	0.661	0.670	396	04/01/2025
31422BYS3	3804	Farmer Mac.		06/25/2021	17,753,000.00	16,931,391.16	17,746,951.27	0.650	0.671	0.680	423	04/28/2025
3130AYEL6	4025	Federal Home Loan Bank		01/05/2024	5,000,000.00	5,008,195.00	5,000,000.00	4.610	4.549	4.613	462	06/06/2025
3133EMH47	3799	Federal Farm Credit Bank		06/24/2021	20,000,000.00	18,924,800.00	19,987,011.17	0.600	0.642	0.651	472	06/16/2025
3135GAAZ4	3757	Federal National Mortgage Asso		12/24/2020	8,000,000.00	7,566,160.00	8,000,000.00	0.500	0.493	0.500	480	06/24/2025
3130AQFX6	3881	Federal Home Loan Bank		12/30/2021	10,500,000.00	10,013,640.00	10,500,000.00	1.180	1.164	1.180	486	06/30/2025
3130AYNU6	4028	Federal Home Loan Bank		01/24/2024	10,000,000.00	10,016,670.00	10,001,272.22	4.580	4.519	4.582	488	07/02/2025
3136G4A86	3688	Federal National Mortgage Asso		07/21/2020	25,000,000.00	23,563,500.00	24,975,694.44	0.500	0.563	0.571	507	07/21/2025
3133ELZ80	3693	Federal Farm Credit Bank		07/29/2020	25,000,000.00	23,503,500.00	25,000,000.00	0.580	0.572	0.580	515	07/29/2025
3133EL2S2	3694	Federal Farm Credit Bank		08/04/2020	10,000,000.00	9,436,700.00	10,000,000.00	0.670	0.661	0.670	521	08/04/2025
3134GWJW7	3695	Federal Home Loan Mortgage Co		08/04/2020	15,000,000.00	14,118,450.00	15,000,000.00	0.550	0.542	0.550	521	08/04/2025
3136G4Q48	3702	Federal National Mortgage Asso		08/19/2020	10,000,000.00	9,404,700.00	9,997,066.67	0.600	0.612	0.620	536	08/19/2025
3136G4M34	3703	Federal National Mortgage Asso		08/19/2020	5,000,000.00	4,691,850.00	5,000,000.00	0.450	0.444	0.450	536	08/19/2025

**Stanislaus County Pool FY 2024**  
**Portfolio Management**  
**Portfolio Details - Investments**  
**February 29, 2024**

CUSIP	Investment #	Issuer	Average Balance	Purchase Date	Par Value	Market Value	Book Value	Stated Rate	YTM 360	YTM 365	Days to Maturity	Maturity Date
<b>Federal Agency Coupon Securities</b>												
3133EL4W1	3715	Federal Farm Credit Bank		09/04/2020	10,000,000.00	9,406,200.00	9,998,509.21	0.610	0.612	0.620	542	08/25/2025
3135G05X7	3708	Federal National Mortgage Asso		08/27/2020	10,000,000.00	9,369,500.00	9,986,100.56	0.375	0.463	0.470	542	08/25/2025
3136G4X57	3713	Federal National Mortgage Asso		09/04/2020	7,441,000.00	6,995,656.15	7,441,000.00	0.625	0.616	0.625	542	08/25/2025
3130AJZ36	3707	Federal Home Loan Bank		08/27/2020	10,000,000.00	9,396,900.00	9,997,022.22	0.600	0.612	0.620	544	08/27/2025
3130ANW48	3831	Federal Home Loan Bank		08/30/2021	15,000,000.00	14,123,100.00	15,000,000.00	0.730	0.720	0.730	544	08/27/2025
3136G4N33	3704	Federal National Mortgage Asso		08/27/2020	5,000,000.00	4,690,600.00	5,000,000.00	0.500	0.528	0.536	544	08/27/2025
3136G4S87	3705	Federal National Mortgage Asso		08/27/2020	5,000,000.00	4,695,150.00	5,000,000.00	0.650	0.641	0.650	544	08/27/2025
3130AK4T0	3718	Federal Home Loan Bank		09/11/2020	5,000,000.00	4,689,500.00	4,998,472.22	0.580	0.592	0.600	559	09/11/2025
3134GWL38	3721	Federal Home Loan Mortgage Co		09/15/2020	15,000,000.00	14,058,150.00	15,000,000.00	0.540	0.533	0.540	563	09/15/2025
3133EMBJ0	3729	Federal Farm Credit Bank		10/01/2020	5,000,000.00	4,679,400.00	4,998,420.47	0.530	0.543	0.550	577	09/29/2025
31424WCY6	4018	Farmer Mac.		12/06/2023	5,000,000.00	4,997,900.00	5,000,000.00	4.800	4.738	4.804	578	09/30/2025
3134GWY91	3733	Federal Home Loan Mortgage Co		10/15/2020	5,000,000.00	4,672,000.00	5,000,000.00	0.570	0.562	0.570	593	10/15/2025
3133EMEC2	3739	Federal Farm Credit Bank		11/09/2020	10,000,000.00	9,334,000.00	9,994,199.38	0.530	0.558	0.566	600	10/22/2025
31422B2J8	3735	Farmer Mac		10/29/2020	5,000,000.00	4,659,500.00	4,999,800.67	0.500	0.496	0.502	607	10/29/2025
3135GA2Z3	3741	Federal National Mortgage Asso		11/17/2020	5,000,000.00	4,649,500.00	4,997,861.11	0.560	0.577	0.585	626	11/17/2025
3130AP3H6	3837	Federal Home Loan Bank		09/28/2021	11,150,000.00	10,389,570.00	11,131,357.20	0.750	0.836	0.848	637	11/28/2025
3133EPW68	4031	Federal Farm Credit Bank		01/29/2024	10,000,000.00	9,892,600.00	9,962,079.60	4.125	4.321	4.381	692	01/22/2026
3130ALYU2	3787	Federal Home Loan Bank		04/28/2021	10,000,000.00	9,320,700.00	10,000,000.00	1.000	0.986	1.000	698	01/28/2026
3130ALCV4	3783	Federal Home Loan Bank		04/13/2021	10,000,000.00	9,247,700.00	9,963,352.37	0.750	0.927	0.940	725	02/24/2026
3130ANW22	3832	Federal Home Loan Bank		08/30/2021	15,000,000.00	13,900,800.00	15,000,000.00	0.850	0.838	0.850	726	02/25/2026
3130AKZP4	3773	Federal Home Loan Bank		02/26/2021	15,000,000.00	13,829,250.00	15,000,000.00	0.600	0.592	0.600	727	02/26/2026
3130APE35	3840	Federal Home Loan Bank		09/30/2021	15,000,000.00	13,890,150.00	15,000,000.00	1.000	0.986	1.000	759	03/30/2026
3130AM2J0	3789	Federal Home Loan Bank		04/28/2021	10,000,000.00	9,251,800.00	10,000,000.00	1.050	1.036	1.050	788	04/28/2026
3130ALZQ0	3790	Federal Home Loan Bank		04/28/2021	10,000,000.00	9,309,500.00	10,000,000.00	1.250	1.011	1.025	788	04/28/2026
3130AM6U1	3791	Federal Home Loan Bank		04/28/2021	10,000,000.00	9,315,500.00	10,000,000.00	1.250	0.986	1.000	788	04/28/2026
3130AMKN1	3795	Federal Home Loan Bank		05/27/2021	18,600,000.00	17,443,638.00	18,600,000.00	1.000	0.838	0.850	817	05/27/2026
3130AN4T4	3829	Federal Home Loan Bank		08/27/2021	10,000,000.00	9,205,800.00	10,014,278.26	0.875	0.800	0.811	833	06/12/2026
3130AYNT9	4029	Federal Home Loan Bank		01/24/2024	10,000,000.00	10,034,210.00	10,001,172.22	4.220	4.163	4.221	859	07/08/2026
3130ANG95	3823	Federal Home Loan Bank		08/24/2021	8,540,000.00	7,849,541.00	8,540,000.00	1.250	1.011	1.025	906	08/24/2026
3130ANVS6	3830	Federal Home Loan Bank		08/30/2021	25,000,000.00	22,828,500.00	25,000,000.00	1.000	0.986	1.000	908	08/26/2026
3130ANW97	3833	Federal Home Loan Bank		08/30/2021	15,000,000.00	13,848,750.00	15,000,000.00	1.270	0.949	0.963	910	08/28/2026
3133EM3Y6	3834	Federal Farm Credit Bank		09/01/2021	15,000,000.00	13,662,900.00	15,000,000.00	0.930	0.917	0.930	914	09/01/2026
3130ANWH9	3838	Federal Home Loan Bank		09/28/2021	3,500,000.00	3,206,210.00	3,498,263.55	1.080	1.085	1.100	928	09/15/2026
3130APCH6	3839	Federal Home Loan Bank		09/29/2021	15,000,000.00	13,701,450.00	15,000,000.00	1.125	1.110	1.125	942	09/29/2026
3133ENDC1	3848	Federal Farm Credit Bank		11/03/2021	10,000,000.00	9,147,700.00	10,000,000.00	1.330	1.312	1.330	977	11/03/2026
3133ENDC1	3857	Federal Farm Credit Bank		11/03/2021	10,000,000.00	9,147,700.00	10,000,000.00	1.330	1.312	1.330	977	11/03/2026

**Stanislaus County Pool FY 2024**  
**Portfolio Management**  
**Portfolio Details - Investments**  
**February 29, 2024**

CUSIP	Investment #	Issuer	Average Balance	Purchase Date	Par Value	Market Value	Book Value	Stated Rate	YTM 360	YTM 365	Days to Maturity	Maturity Date
<b>Federal Agency Coupon Securities</b>												
3130APV51	3861	Federal Home Loan Bank		11/30/2021	6,965,000.00	6,577,954.95	6,965,000.00	1.250	1.941	1.968	998	11/24/2026
3130AQ3T8	3860	Federal Home Loan Bank		12/23/2021	5,000,000.00	4,668,450.00	5,000,000.00	2.000	1.618	1.641	1,027	12/23/2026
3133EP2T1	4032	Federal Farm Credit Bank		02/12/2024	10,000,000.00	9,908,300.00	9,989,519.45	4.125	4.127	4.184	1,078	02/12/2027
3133EPC60	4016	Federal Farm Credit Bank		11/15/2023	10,000,000.00	10,083,800.00	9,968,224.86	4.625	4.655	4.720	1,354	11/15/2027
880591EZ1	4009	Tennessee Valley Authority		10/16/2023	15,190,000.00	14,955,010.70	14,762,127.28	3.875	4.683	4.748	1,475	03/15/2028
3133EPZN8	4010	Federal Farm Credit Bank		10/24/2023	10,000,000.00	10,259,300.00	10,000,000.00	5.000	4.932	5.000	1,698	10/24/2028
<b>Subtotal and Average</b>			<b>1,003,448,809.12</b>		<b>994,839,000.00</b>	<b>953,456,081.96</b>	<b>994,307,742.72</b>		<b>1.308</b>	<b>1.326</b>	<b>505</b>	
<b>Federal Agency Disc. -Amortizing</b>												
313384WR6	3999	Federal Home Loan Bank		09/19/2023	10,000,000.00	9,897,300.00	9,897,527.78	5.270	5.499	5.576	70	05/10/2024
313384XF1	4005	Federal Home Loan Bank		09/29/2023	5,000,000.00	4,938,500.00	4,938,633.33	5.260	5.490	5.566	84	05/24/2024
313588XF7	4006	Federal National Mortgage Asso		09/29/2023	5,000,000.00	4,938,500.00	4,939,450.00	5.190	5.415	5.490	84	05/24/2024
313384YW3	3990	Federal Home Loan Bank		08/11/2023	10,000,000.00	9,823,600.00	9,825,066.67	5.120	5.380	5.455	123	07/02/2024
313384YW3	4020	Federal Home Loan Bank		12/22/2023	10,000,000.00	9,823,600.00	9,830,020.83	4.975	5.175	5.247	123	07/02/2024
313384ZC6	4000	Federal Home Loan Bank		09/19/2023	10,000,000.00	9,815,100.00	9,812,950.00	5.220	5.471	5.547	129	07/08/2024
313384ZM4	3991	Federal Home Loan Bank		08/11/2023	10,000,000.00	9,802,300.00	9,805,075.00	5.085	5.350	5.424	138	07/17/2024
<b>Subtotal and Average</b>			<b>58,928,576.39</b>		<b>60,000,000.00</b>	<b>59,038,900.00</b>	<b>59,048,723.61</b>		<b>5.388</b>	<b>5.463</b>	<b>111</b>	
<b>Treasury Coupon Securities</b>												
91282CBV2	3814	U S Treasury Securities		06/30/2021	15,000,000.00	14,907,900.00	14,999,540.74	0.375	0.395	0.400	45	04/15/2024
91282CCG4	3802	U S Treasury Securities		06/24/2021	15,000,000.00	14,780,850.00	14,991,372.11	0.250	0.444	0.450	106	06/15/2024
912828XX3	3982	U S Treasury Securities		06/23/2023	20,000,000.00	19,779,000.00	19,793,197.05	2.000	5.180	5.252	121	06/30/2024
91282CCL3	3841	U S Treasury Securities		10/01/2021	15,000,000.00	14,727,600.00	14,995,225.01	0.375	0.455	0.461	136	07/15/2024
9128282N9	3883	U S Treasury Securities		12/30/2021	10,000,000.00	9,869,900.00	10,051,764.43	2.125	0.854	0.866	152	07/31/2024
912828Y87	3972	U S Treasury Securities		04/20/2023	50,000,000.00	49,271,500.00	49,424,011.75	1.750	4.567	4.630	152	07/31/2024
91282CDB4	3964	U S Treasury Securities		03/24/2023	5,000,000.00	4,860,150.00	4,898,303.42	0.625	3.970	4.025	228	10/15/2024
912828YM6	4019	U S Treasury Securities		12/22/2023	20,000,000.00	19,518,000.00	19,605,755.23	1.500	4.821	4.888	244	10/31/2024
912828Z52	3811	U S Treasury Securities		06/30/2021	15,000,000.00	14,504,250.00	15,107,522.88	1.375	0.578	0.586	336	01/31/2025
912828J27	3983	U S Treasury Securities		06/23/2023	20,000,000.00	19,421,800.00	19,471,571.83	2.000	4.835	4.902	351	02/15/2025
912828J27	3985	U S Treasury Securities		06/30/2023	20,000,000.00	19,421,800.00	19,440,520.13	2.000	5.007	5.077	351	02/15/2025
912828ZC7	3812	U S Treasury Securities		06/30/2021	15,000,000.00	14,431,650.00	15,077,252.73	1.125	0.594	0.602	364	02/28/2025
912828ZT0	3828	U S Treasury Securities		08/27/2021	15,000,000.00	14,159,250.00	14,931,305.76	0.250	0.613	0.622	456	05/31/2025
91282CEU1	4030	U S Treasury Securities		01/26/2024	20,000,000.00	19,495,400.00	19,717,256.15	2.875	4.222	4.280	471	06/15/2025
91282CEY3	3993	U S Treasury Securities		08/18/2023	20,000,000.00	19,510,200.00	19,501,300.14	3.000	4.859	4.926	501	07/15/2025
91282CEY3	4026	U S Treasury Securities		01/23/2024	10,000,000.00	9,755,100.00	9,801,450.06	3.000	4.498	4.561	501	07/15/2025
91282CBC4	3817	U S Treasury Securities		06/30/2021	15,000,000.00	13,877,400.00	14,885,448.33	0.375	0.789	0.800	670	12/31/2025

**Stanislaus County Pool FY 2024  
Portfolio Management  
Portfolio Details - Investments  
February 29, 2024**

CUSIP	Investment #	Issuer	Average Balance	Purchase Date	Par Value	Market Value	Book Value	Stated Rate	YTM 360	YTM 365	Days to Maturity	Maturity Date
<b>Treasury Coupon Securities</b>												
91282CBC4	3827	U S Treasury Securities		08/27/2021	15,000,000.00	13,877,400.00	14,902,288.37	0.375	0.727	0.737	670	12/31/2025
91282CHH7	4003	U S Treasury Securities		09/22/2023	20,000,000.00	19,814,000.00	19,696,038.11	4.125	4.773	4.839	836	06/15/2026
91282CHM6	3992	U S Treasury Securities		08/15/2023	50,000,000.00	49,965,000.00	49,847,535.21	4.500	4.574	4.638	866	07/15/2026
91282CHM6	4002	U S Treasury Securities		09/21/2023	10,000,000.00	9,993,000.00	9,913,455.29	4.500	4.826	4.893	866	07/15/2026
91282CHM6	4027	U S Treasury Securities		01/23/2024	10,000,000.00	9,993,000.00	10,064,149.83	4.500	4.198	4.256	866	07/15/2026
912828Y95	3986	U S Treasury Securities		07/13/2023	25,000,000.00	23,502,000.00	23,619,864.73	1.875	4.281	4.340	882	07/31/2026
91282CFH9	4008	U S Treasury Securities		10/13/2023	15,000,000.00	14,393,550.00	14,241,666.30	3.125	4.658	4.723	1,278	08/31/2027
<b>Subtotal and Average</b>			<b>438,815,140.62</b>		<b>445,000,000.00</b>	<b>433,829,700.00</b>	<b>438,977,795.59</b>		<b>3.446</b>	<b>3.494</b>	<b>484</b>	
<b>Treasury Discounts -Amortizing</b>												
912797LL9	3981	U S Treasury Securities		06/23/2023	10,000,000.00	9,970,600.00	9,972,500.00	4.950	5.170	5.242	20	03/21/2024
912797HR1	4021	U S Treasury Securities		12/28/2023	25,000,000.00	24,698,000.00	24,706,618.01	5.090	5.270	5.343	83	05/23/2024
912796Y45	4023	U S Treasury Securities		12/29/2023	50,000,000.00	49,148,000.00	49,175,638.89	5.030	5.232	5.305	118	06/27/2024
912797GB7	3987	U S Treasury Securities		07/13/2023	25,000,000.00	24,528,250.00	24,538,916.67	5.030	5.303	5.377	132	07/11/2024
912797GB7	3988	U S Treasury Securities		07/13/2023	50,000,000.00	49,056,500.00	49,076,916.67	5.035	5.309	5.382	132	07/11/2024
912797GL5	3995	U S Treasury Securities		09/13/2023	10,000,000.00	9,737,300.00	9,732,987.78	5.113	5.390	5.465	188	09/05/2024
<b>Subtotal and Average</b>			<b>211,616,371.80</b>		<b>170,000,000.00</b>	<b>167,138,650.00</b>	<b>167,203,578.02</b>		<b>5.276</b>	<b>5.349</b>	<b>117</b>	
<b>Medium Term Notes</b>												
713448CM8	3957	Pepsico		12/13/2022	10,000,000.00	10,000,000.00	10,000,000.00	3.600	4.613	4.677	0	03/01/2024
24422EUX5	3793	John Deere		04/22/2021	7,000,000.00	6,996,010.00	7,002,528.93	2.600	0.411	0.417	6	03/07/2024
20826FAT3	3953	ConocoPhillips Company		12/12/2022	4,138,000.00	4,136,262.04	4,135,963.94	2.125	4.693	4.758	7	03/08/2024
89236TJX4	3891	Toyota Motor Credit Corp		04/04/2022	9,000,000.00	8,985,510.00	9,000,304.32	2.500	2.407	2.440	21	03/22/2024
023135CD6	3974	Amazon.com Inc		04/28/2023	5,000,000.00	4,983,050.00	4,988,014.78	2.730	4.790	4.856	43	04/13/2024
06406RAS6	3949	Bank of New York Mellon Corp		12/12/2022	6,000,000.00	5,951,100.00	5,963,087.43	0.500	4.641	4.705	56	04/26/2024
48133DE55	3913	JP Morgan Chase Bank		04/29/2022	5,000,000.00	4,908,850.00	5,000,000.00	3.125	3.082	3.125	59	04/29/2024
46625HJX9	3774	JP Morgan Chase Bank		04/01/2021	2,047,000.00	2,038,812.00	2,059,019.28	3.625	0.645	0.654	73	05/13/2024
04636NAC7	3875	Astrazeneca Finance LLC		12/23/2021	10,000,000.00	9,886,200.00	9,992,145.14	0.700	1.016	1.030	88	05/28/2024
91159HHX1	3727	US Bank NA		09/25/2020	5,575,000.00	5,501,131.25	5,617,043.55	2.400	0.548	0.556	151	07/30/2024
69371RQ25	3890	PACCAR Financial Corp		04/01/2022	6,870,000.00	6,766,812.60	6,856,081.41	2.150	2.575	2.611	167	08/15/2024
30231GBC5	3792	Exxon Mobil Corporation		04/22/2021	10,000,000.00	9,849,200.00	10,063,291.46	2.019	0.613	0.622	168	08/16/2024
06406RAL1	3775	Bank of New York Mellon Corp		04/01/2021	12,000,000.00	11,739,240.00	12,113,975.68	2.100	0.606	0.614	237	10/24/2024
14913Q3B3	3805	Caterpillar Financial Service		06/28/2021	20,000,000.00	19,566,400.00	20,197,681.65	2.150	0.681	0.690	252	11/08/2024
06048WQ52	3880	Bank of America Corp		12/30/2021	4,305,000.00	4,128,451.95	4,300,662.01	1.100	1.224	1.241	268	11/24/2024
21688AAS1	3894	Rabobank		04/06/2022	3,000,000.00	2,900,310.00	2,959,665.24	1.375	2.978	3.019	315	01/10/2025
24422EWB1	3900	John Deere		04/14/2022	10,000,000.00	9,698,700.00	10,000,000.00	2.125	2.096	2.125	371	03/07/2025

**Stanislaus County Pool FY 2024**  
**Portfolio Management**  
**Portfolio Details - Investments**  
**February 29, 2024**

CUSIP	Investment #	Issuer	Average Balance	Purchase Date	Par Value	Market Value	Book Value	Stated Rate	YTM 360	YTM 365	Days to Maturity	Maturity Date
<b>Medium Term Notes</b>												
254687FN1	3984	Walt Disney Co		06/26/2023	5,000,000.00	4,899,450.00	4,912,513.77	3.350	5.017	5.086	388	03/24/2025
037833DT4	3975	Apple Inc		05/22/2023	3,427,000.00	3,272,099.60	3,297,721.38	1.125	4.398	4.459	436	05/11/2025
91159HHZ6	3767	US Bank NA		01/13/2021	3,753,000.00	3,591,095.58	3,785,224.71	1.450	0.671	0.680	437	05/12/2025
17330FVU2	3914	Citigroup Global Markets		05/27/2022	10,000,000.00	9,811,000.00	10,000,000.00	4.050	3.995	4.050	450	05/25/2025
69353REQ7	3766	PNC Bank NA		01/13/2021	6,450,000.00	6,277,656.00	6,635,611.26	3.250	0.777	0.788	457	06/01/2025
02079KAH0	3700	Alphabet Inc (Google)		08/17/2020	5,000,000.00	4,703,850.00	4,998,557.40	0.450	0.464	0.470	532	08/15/2025
478160CN2	3794	Johnson & Johnson		04/26/2021	10,000,000.00	9,381,800.00	9,975,225.56	0.550	0.796	0.807	549	09/01/2025
478160CN2	3836	Johnson & Johnson		09/08/2021	4,755,000.00	4,461,045.90	4,744,822.38	0.550	0.685	0.695	549	09/01/2025
48128GX54	3736	JP Morgan Chase Bank		10/30/2020	5,000,000.00	4,557,500.00	5,000,000.00	0.750	0.739	0.749	608	10/30/2025
06048WK41	3745	Bank of America		11/25/2020	25,000,000.00	23,098,250.00	25,000,000.00	0.850	0.759	0.770	634	11/25/2025
89236THW8	3770	Toyota Motor Credit Corp		01/13/2021	10,000,000.00	9,276,200.00	9,999,092.47	0.800	0.794	0.805	679	01/09/2026
89236THW8	3784	Toyota Motor Credit Corp		04/14/2021	15,000,000.00	13,914,300.00	14,929,589.67	0.800	1.045	1.060	679	01/09/2026
24422EVK2	3771	John Deere		01/15/2021	5,000,000.00	4,628,050.00	4,995,596.53	0.700	0.738	0.748	685	01/15/2026
24422EVK2	3858	John Deere		11/24/2021	15,000,000.00	13,884,150.00	14,801,054.73	0.700	1.412	1.432	685	01/15/2026
037833EB2	3772	Apple Inc		02/08/2021	15,000,000.00	13,866,300.00	14,998,844.14	0.700	0.694	0.704	709	02/08/2026
037833EB2	3786	Apple Inc		04/14/2021	7,899,000.00	7,301,993.58	7,854,294.76	0.700	0.986	1.000	709	02/08/2026
74460WAA5	3871	Public Storage		12/21/2021	10,000,000.00	9,229,800.00	9,907,697.78	0.875	1.343	1.362	716	02/15/2026
808513BF1	3785	Charles Schwab Corp		04/14/2021	19,283,000.00	17,686,174.77	19,218,392.67	0.900	1.003	1.017	740	03/11/2026
89236TJK2	3842	Toyota Motor Credit Corp		10/04/2021	25,000,000.00	22,942,750.00	24,951,530.41	1.125	1.195	1.212	839	06/18/2026
63254AAS7	3843	National Australia Bank/NY		10/21/2021	15,000,000.00	14,148,600.00	15,395,407.32	2.500	1.327	1.345	863	07/12/2026
06048WN22	3824	Bank of America Corp		08/26/2021	15,000,000.00	13,321,950.00	15,000,000.00	1.250	1.233	1.250	908	08/26/2026
48128G4X5	3825	JP Morgan Chase Bank		08/30/2021	15,000,000.00	13,341,900.00	15,000,000.00	1.200	1.184	1.200	910	08/28/2026
713448FW3	4015	Pepsico		11/13/2023	5,000,000.00	5,031,700.00	5,002,990.16	5.125	5.048	5.118	984	11/10/2026
14913R2U0	3885	Caterpillar Financial Service		01/10/2022	5,000,000.00	4,600,750.00	5,003,141.55	1.700	1.654	1.677	1,043	01/08/2027
14913R2U0	3886	Caterpillar Financial Service		01/10/2022	5,000,000.00	4,600,750.00	5,002,713.15	1.700	1.657	1.680	1,043	01/08/2027
06048WS84	3887	Bank of America Corp		03/02/2022	10,000,000.00	9,242,800.00	10,000,000.00	2.750	2.712	2.750	1,096	03/02/2027
<b>Subtotal and Average</b>			<b>405,721,273.83</b>		<b>400,502,000.00</b>	<b>379,107,955.27</b>	<b>400,659,486.62</b>		<b>1.570</b>	<b>1.591</b>	<b>543</b>	
<b>Municipal Bonds</b>												
13067WRB0	3696	CA St. Dept. of Water Resource		08/06/2020	1,750,000.00	1,692,530.00	1,750,000.00	0.560	0.552	0.560	275	12/01/2024
<b>Subtotal and Average</b>			<b>1,750,000.00</b>		<b>1,750,000.00</b>	<b>1,692,530.00</b>	<b>1,750,000.00</b>		<b>0.552</b>	<b>0.560</b>	<b>275</b>	



**Stanislaus County Pool FY 2024  
Portfolio Management  
Portfolio Details - Investments  
February 29, 2024**

CUSIP	Investment #	Issuer	Average Balance	Purchase Date	Par Value	Market Value	Book Value	Stated Rate	YTM 360	YTM 365	Days to Maturity
Total and Average			2,710,327,695.71		2,719,201,000.00	2,640,338,357.73	2,708,011,135.65		3.030	3.073	359

**Stanislaus County Pool FY 2024  
Portfolio Management  
Activity By Type  
February 1, 2024 through February 29, 2024**

CUSIP	Investment #	Issuer	Stated Rate	Transaction Date	Purchases or Deposits	Redemptions or Withdrawals	Balance
<b>Negotiable CDs</b>							
<b>Subtotal</b>							<b>50,648,488.26</b>
<b>Commercial Paper Disc. -Amortizing</b>							
<b>Subtotal</b>							<b>93,915,320.83</b>
<b>Managed Pool Account - LAIF (Monthly Summary)</b>							
<b>Subtotal</b>							<b>0.00</b>
<b>Managed Pool Account - CAMP (Monthly Summary)</b>							
CAMP	62	California Asset Management Pr	5.520		235,250,000.00	229,250,000.00	
<b>Subtotal</b>							<b>501,500,000.00</b>
<b>Federal Agency Coupon Securities</b>							
3133EP2T1	4032	Federal Farm Credit Bank	4.125	02/12/2024	9,983,500.00	0.00	
3134GWSK3	3711	Federal Home Loan Mortgage Co	0.400	02/26/2024	0.00	15,000,000.00	
<b>Subtotal</b>							<b>994,307,742.72</b>
<b>Federal Agency Disc. -Amortizing</b>							
<b>Subtotal</b>							<b>59,048,723.61</b>
<b>Treasury Coupon Securities</b>							
<b>Subtotal</b>							<b>438,977,795.59</b>
<b>Treasury Discounts -Amortizing</b>							
912797JF5	4022	U S Treasury Securities	5.240	02/27/2024	0.00	50,000,000.00	
<b>Subtotal</b>							<b>167,203,578.02</b>
<b>Medium Term Notes</b>							
02665WBP5	3952	American Honda Finance	2.900	02/16/2024	0.00	2,131,000.00	
459200HU8	3951	International Business Machine	3.625	02/12/2024	0.00	8,611,000.00	
91159HHV5	3764	US Bank NA	3.375	02/05/2024	0.00	2,500,000.00	
91159HHV5	3954	US Bank NA	3.375	02/05/2024	0.00	2,495,000.00	
<b>Subtotal</b>							<b>400,659,486.62</b>

**Stanislaus County Pool FY 2024  
Portfolio Management  
Activity By Type  
February 1, 2024 through February 29, 2024**

CUSIP	Investment #	Issuer	Stated Rate	Transaction Date	Purchases or Deposits	Redemptions or Withdrawals	Balance
<b>Municipal Bonds</b>							
		<b>Subtotal</b>					<u>1,750,000.00</u>
		<b>Total</b>			<b>245,233,500.00</b>	<b>309,987,000.00</b>	<b>2,708,011,135.65</b>